

US00D633238S

(12) **United States Design Patent**
Lim et al.

(10) **Patent No.:** **US D633,238 S**
(45) **Date of Patent:** **** Feb. 22, 2011**

- (54) **HEAD LAMP FOR AN AUTOMOBILE**
- (75) Inventors: **Jung Wook Lim**, Seoul (KR); **Dai-Sung Kim**, Hwaseong Gyeonggi-Do (KR)
- (73) Assignee: **Hyundai Motor Company**, Seoul (KR)
- (**) Term: **14 Years**
- (21) Appl. No.: **29/357,980**
- (22) Filed: **Mar. 19, 2010**
- (30) **Foreign Application Priority Data**

Dec. 14, 2009 (KR) 30-2009-0054828

- (51) **LOC (9) Cl.** **26-06**
- (52) **U.S. Cl.** **D26/28**
- (58) **Field of Classification Search** D26/28-36;
362/459-468, 475-478, 485-487
See application file for complete search history.

(56) **References Cited**

U.S. PATENT DOCUMENTS

D470,954 S *	2/2003	Isayama et al.	D26/28
D472,656 S *	4/2003	Pfeiffer et al.	D26/28
D518,197 S *	3/2006	Osawa	D26/28
D526,427 S *	8/2006	Morioka	D26/28
D550,383 S *	9/2007	Asai	D26/28

* cited by examiner

Primary Examiner—Marcus A Jackson
(74) *Attorney, Agent, or Firm*—Edwards Angell Palmer & Dodge LLP; Kongsik Kim

(57) **CLAIM**

The ornamental design for a head lamp for an automobile, as shown and described.

DESCRIPTION

FIG. 1 is a perspective view of a head lamp for an automobile according to the present invention.

FIG. 2 is a front view of the head lamp for an automobile of FIG. 1.

FIG. 3 is a rear view of the head lamp for an automobile of FIG. 1.

FIG. 4 is a left side view of the head lamp for an automobile of FIG. 1.

FIG. 5 is a right side view of the head lamp for an automobile of FIG. 1.

FIG. 6 is a top view of the head lamp for an automobile of FIG. 1; and,

FIG. 7 is a bottom view of the head lamp for an automobile of FIG. 1.

1 Claim, 7 Drawing Sheets




FIG. 1



FIG. 2




FIG. 3




FIG. 4

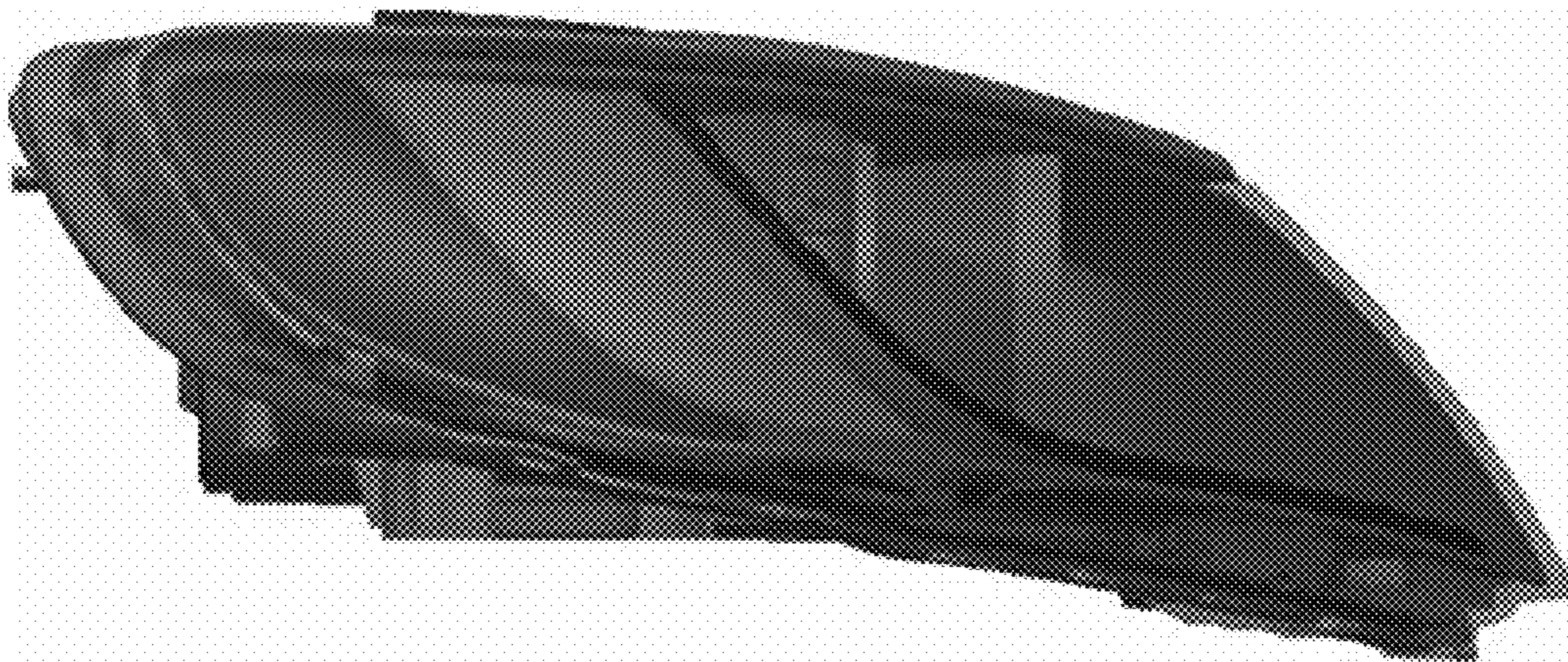


FIG. 5

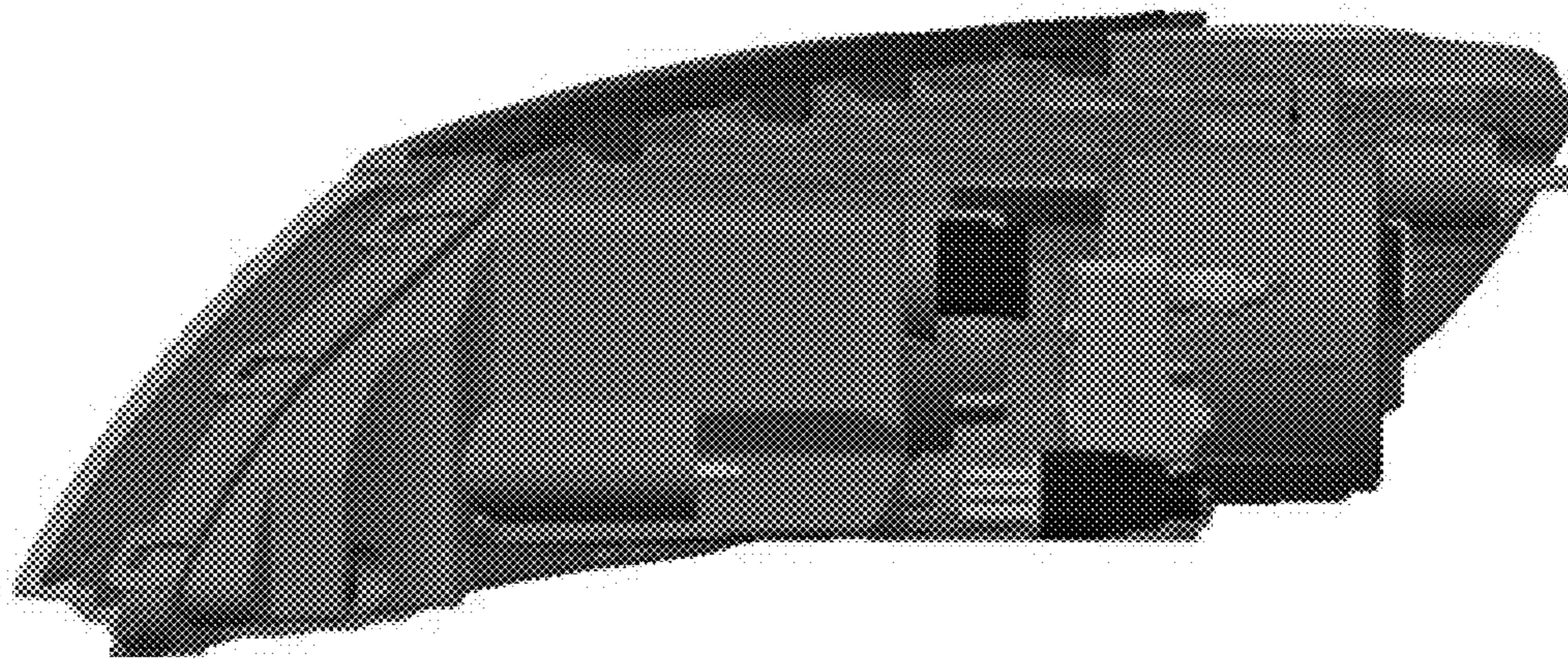


FIG. 6




FIG. 7

