



US00D633231S

(12) **United States Design Patent**
Morrison

(10) **Patent No.:** **US D633,231 S**
(45) **Date of Patent:** **** Feb. 22, 2011**

(54) **LIGHTING DEVICE**

(75) Inventor: **Jasper Morrison**, Brescia (IT)

(73) Assignee: **Flos S.p.A.**, Bovezzo, Brescia (IT)

(**) Term: **14 Years**

(21) Appl. No.: **29/344,677**

(22) Filed: **Oct. 2, 2009**

(30) **Foreign Application Priority Data**

Apr. 6, 2009 (IT) BS2009O0019

(51) **LOC (9) Cl.** **26-05**

(52) **U.S. Cl.** **D26/24**

(58) **Field of Classification Search** D26/24,
D26/26, 37, 46, 72, 85, 87, 88, 89, 93, 104,
D26/113, 118, 1, 2, 3, 28, 38, 60; D10/111,
D10/114; D23/366, 367, 368; D13/107,
D13/108, 180, 182; 362/640, 641, 642, 643,
362/644, 652, 653, 655, 657, 249.02, 311.02,
362/800, 806, 555, 567, 116, 122, 123, 145,
362/147, 157, 183, 194, 195, 200

See application file for complete search history.

(56) **References Cited**

U.S. PATENT DOCUMENTS

D321,406 S * 11/1991 Schlesselman D26/67
D397,233 S * 8/1998 Bassford D26/67
D406,674 S * 3/1999 Zuege D26/85

D421,507 S * 3/2000 Borders et al. D26/118
D493,246 S * 7/2004 Benensohn D26/89
D547,483 S * 7/2007 Pickett D26/89
D549,384 S * 8/2007 Grawunder D26/89
D549,385 S * 8/2007 Lissoni D26/89
D556,938 S * 12/2007 Russello et al. D26/89
D558,386 S * 12/2007 Bickler et al. D26/89
D567,987 S * 4/2008 Khubani D26/85
D584,850 S * 1/2009 Itiravivong D26/89
D607,600 S * 1/2010 Keith D26/85

* cited by examiner

Primary Examiner—Angela J Lee

(74) *Attorney, Agent, or Firm*—Kilyk & Bowersox, P.L.L.C.

(57) **CLAIM**

The ornamental design for a lighting device, as shown and described.

DESCRIPTION

FIG. 1 is a bottom perspective view of a lighting device, showing my new design;

FIG. 2 is the top perspective view thereof;

FIG. 3 is the front view thereof, the rear being identical in appearance to that shown;

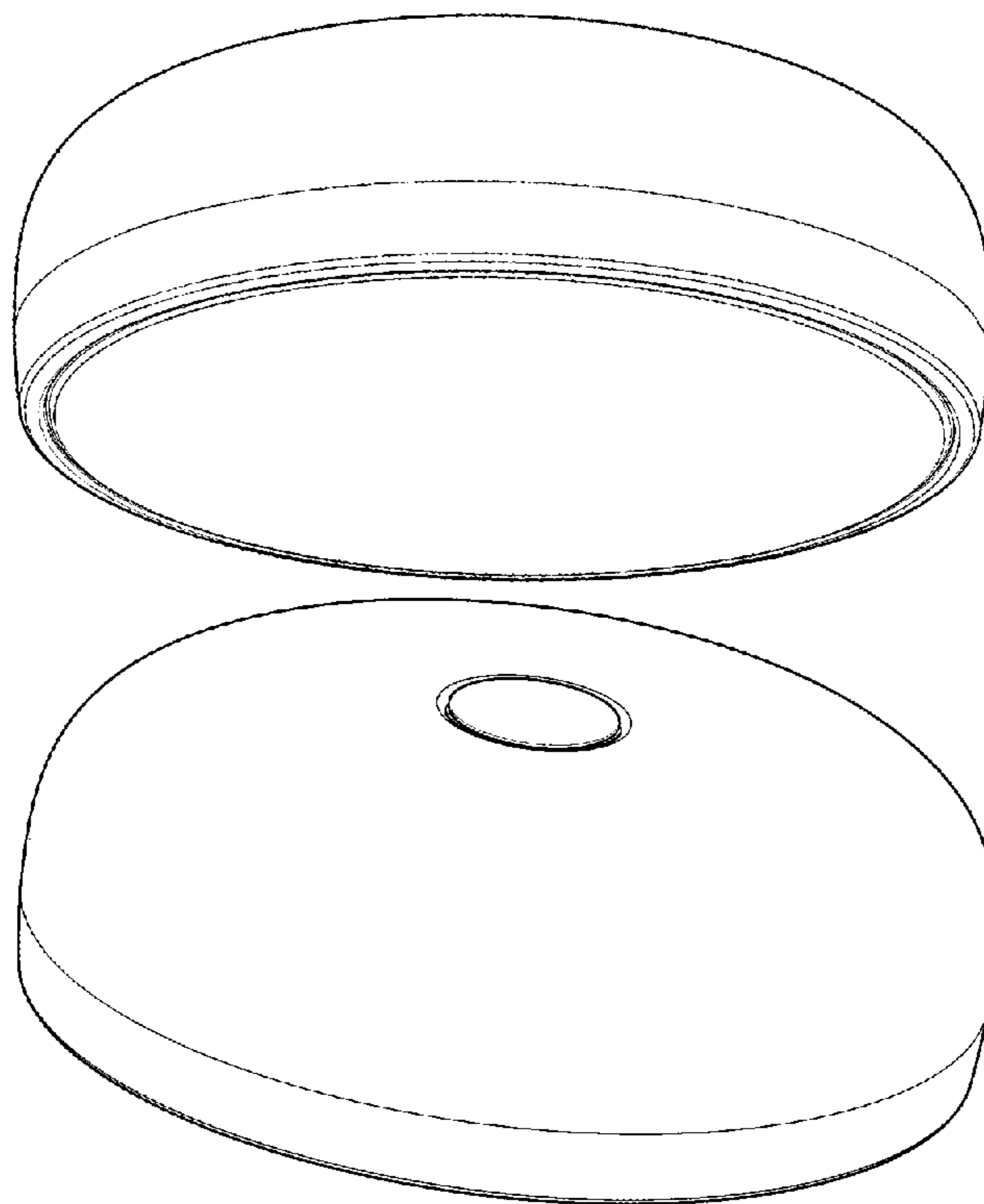
FIG. 4 is the left side view thereof;

FIG. 5 is the right side view thereof;

FIG. 6 is the top view thereof; and,

FIG. 7 is the bottom view thereof.

1 Claim, 7 Drawing Sheets



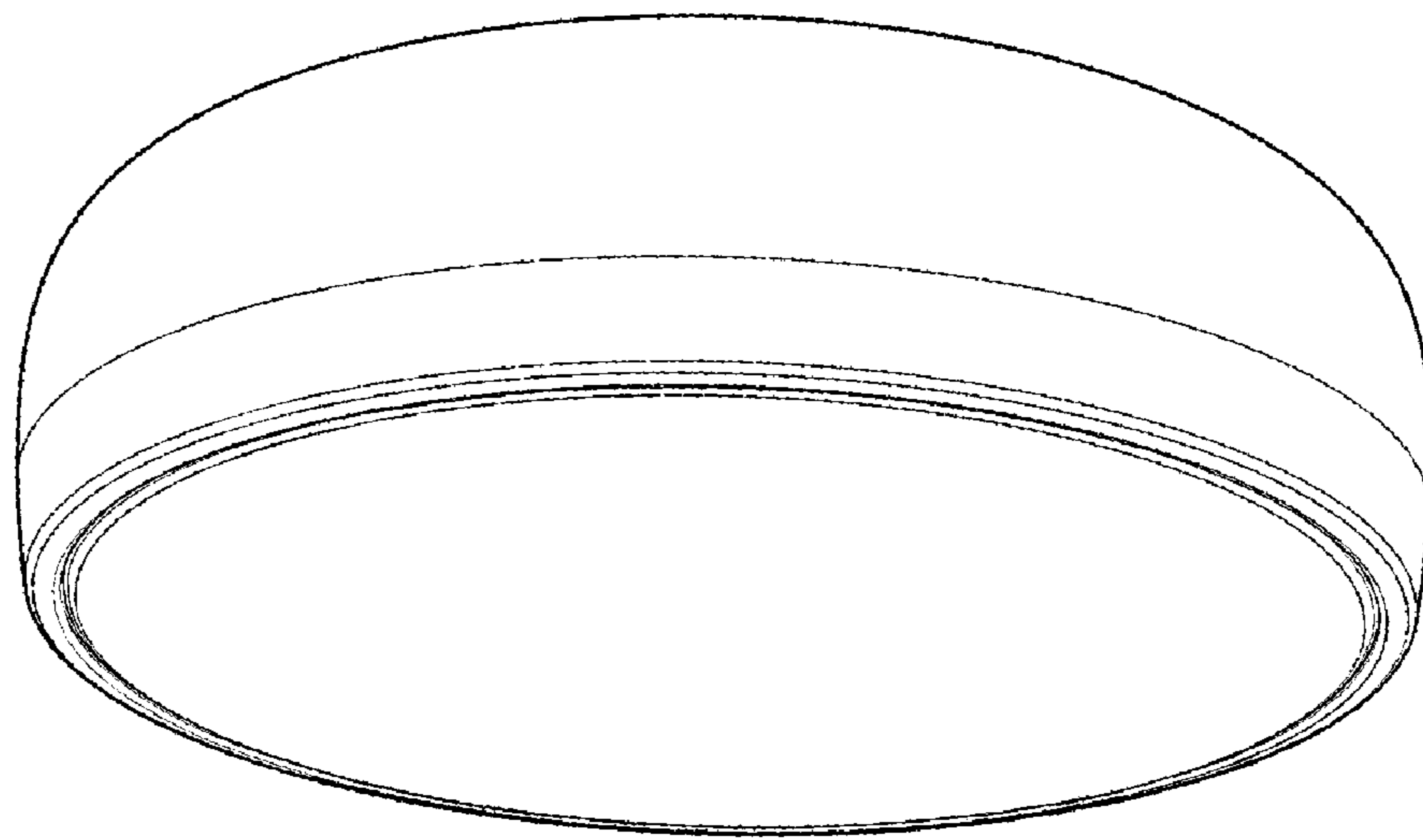


FIG. 1

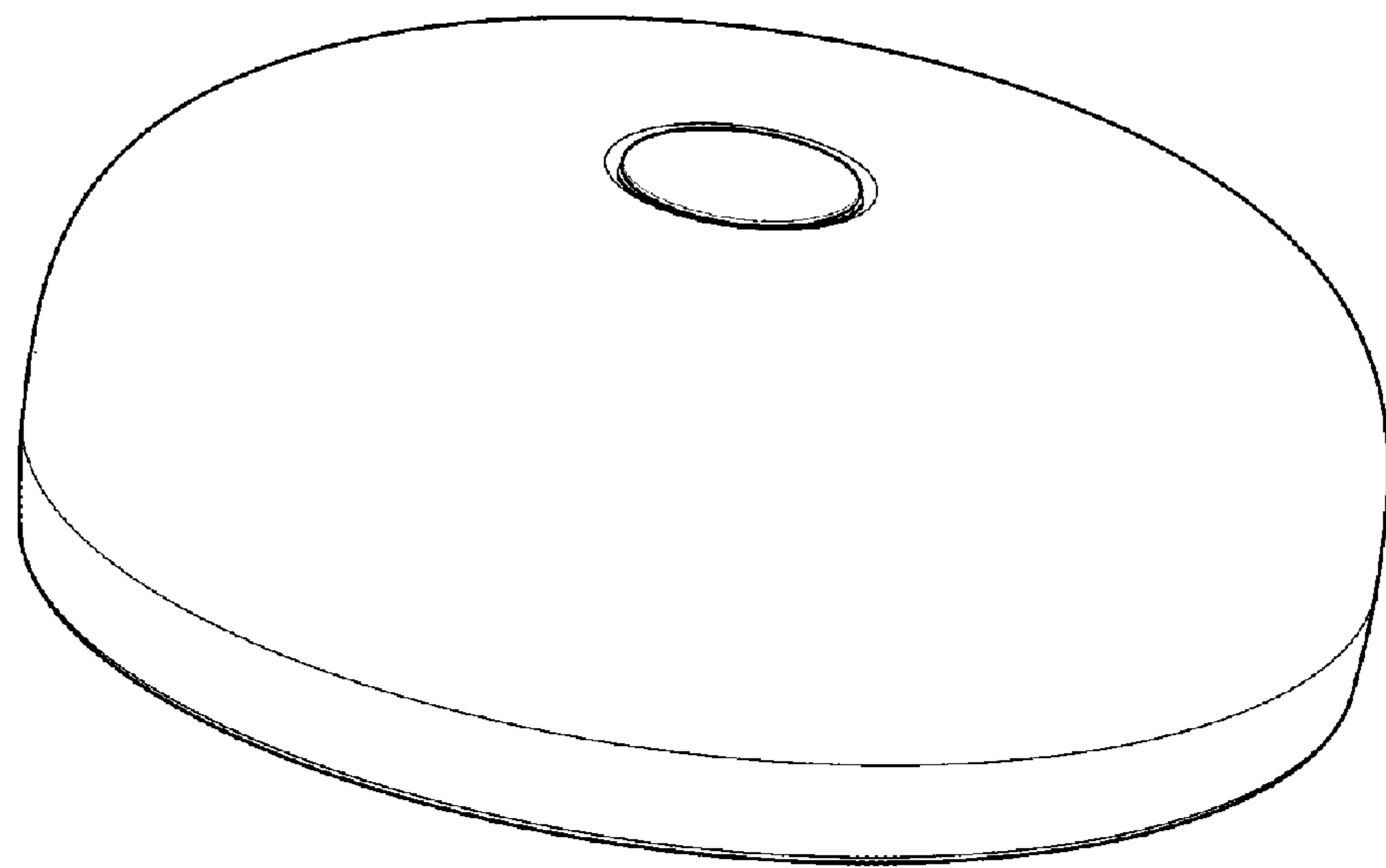


FIG. 2




FIG. 3

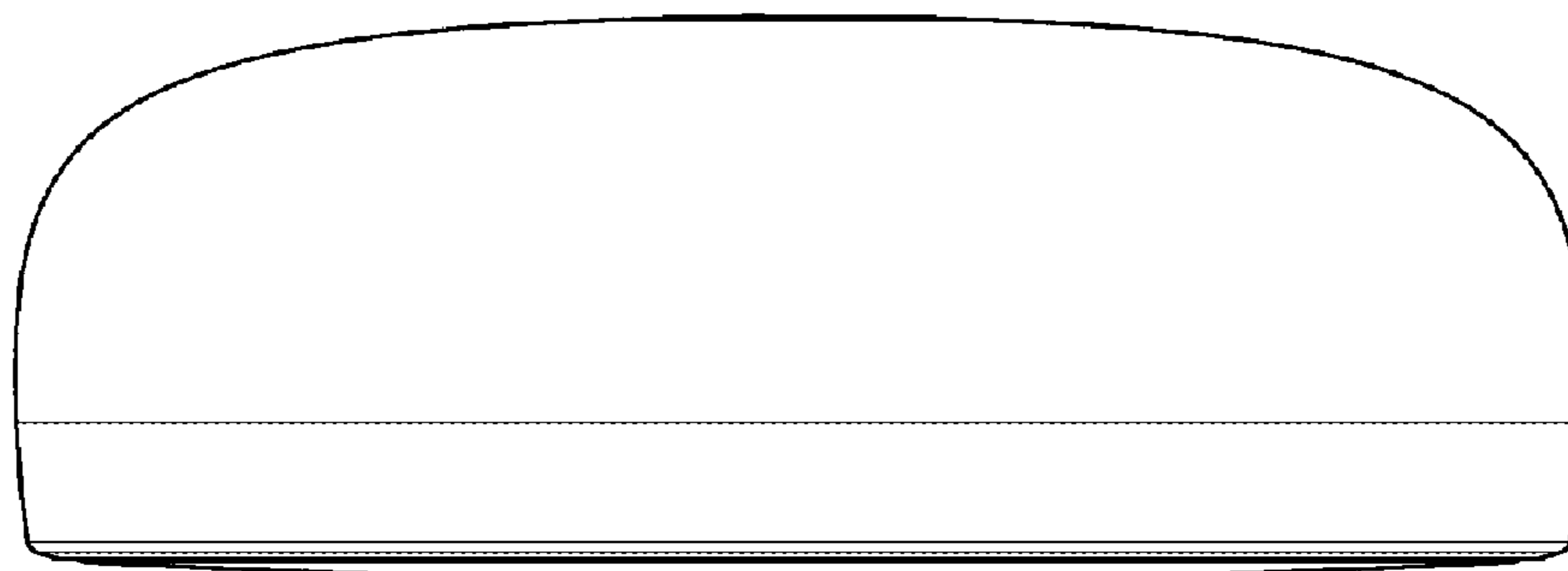


FIG. 4




FIG. 5

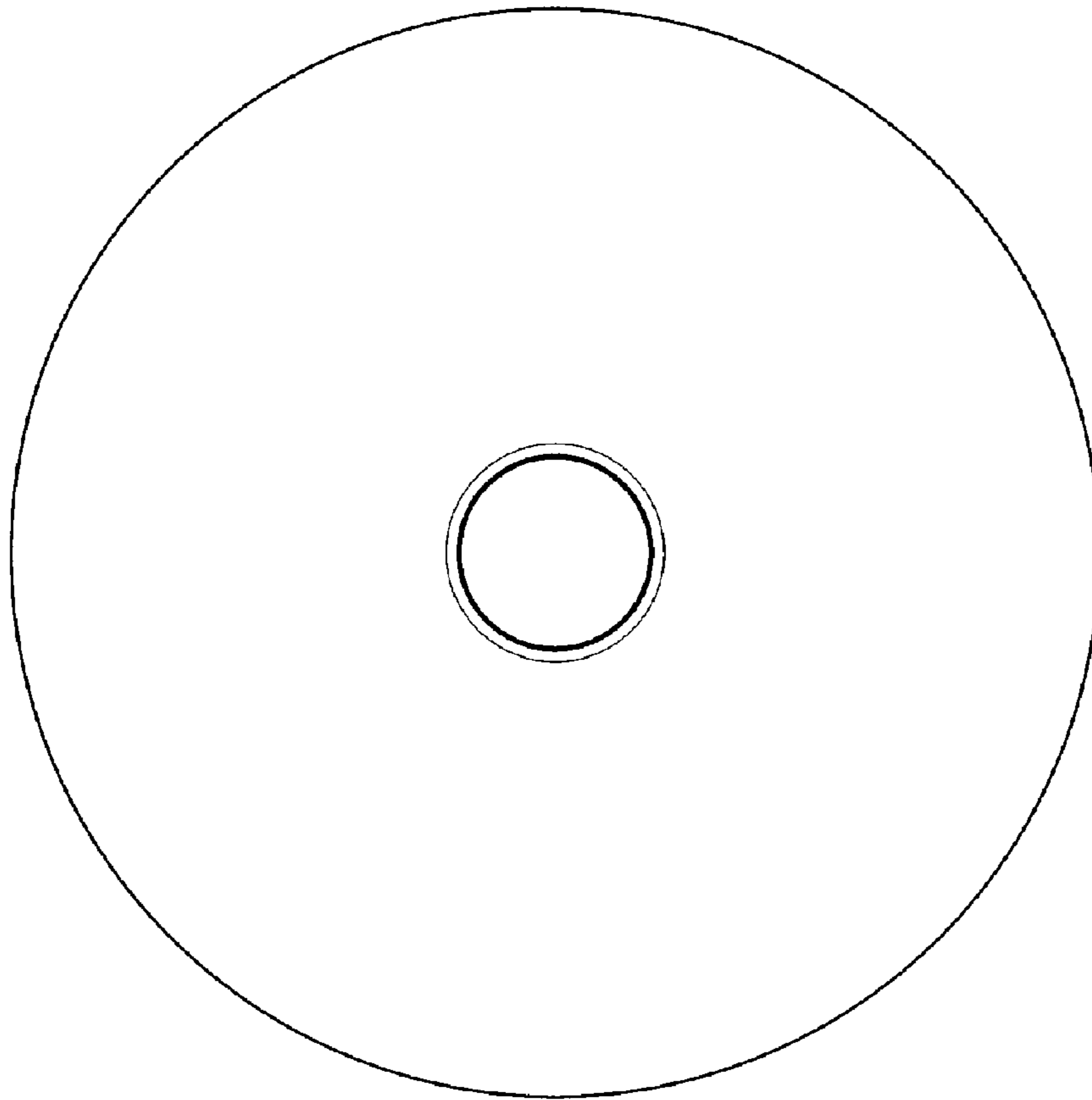


FIG. 6




FIG. 7