



US00D633222S

(12) **United States Design Patent**
Koch et al.

(10) **Patent No.:** **US D633,222 S**

(45) **Date of Patent:** **** Feb. 22, 2011**

(54) **SHINGLE**

(75) Inventors: **Stephen A. Koch**, Collegeville, PA (US);
Husnu M. Kalkanoglu, Swarthmore, PA
(US); **Robert L. Jenkins**, HoneyBrook,
PA (US); **Gregory F. Jacobs**, Oreland,
PA (US)

(73) Assignee: **CertainTeed Corporation**, Valley Forge,
PA (US)

(**) Term: **14 Years**

(21) Appl. No.: **29/353,630**

(22) Filed: **Jan. 12, 2010**

(51) **LOC (9) Cl.** **25-01**

(52) **U.S. Cl.** **D25/139**

(58) **Field of Classification Search** D25/139,
D25/140, 141, 143, 144; 52/519, 520, 535,
52/518, 557, 555, 314

See application file for complete search history.

(56) **References Cited**

U.S. PATENT DOCUMENTS

70,030	A *	10/1867	Scanlan	52/535
1,153,418	A	9/1915	Bird		
1,593,095	A *	7/1926	Munro	52/557
5,271,201	A	12/1993	Noone et al.		
D366,335	S	1/1996	Noone et al.		
D366,336	S	1/1996	Noone et al.		

6,182,400	B1	2/2001	Freiborg et al.		
6,351,913	B1	3/2002	Freiborg et al.		
D462,461	S *	9/2002	Frankoski et al.	D25/139
D466,629	S *	12/2002	Phillips	D25/139
6,494,010	B1	12/2002	Brandon et al.		
6,725,609	B2	4/2004	Freiborg et al.		
2007/0266665	A1	11/2007	Todd et al.		
2009/0038257	A1	2/2009	Todd et al.		

* cited by examiner

Primary Examiner—Doris Clark

(74) *Attorney, Agent, or Firm*—Paul & Paul

(57) **CLAIM**

The ornamental design for a shingle, as shown and described.

DESCRIPTION

FIG. 1 is a top plan view of the shingle of our design.

FIG. 2 is a right side edge view of the shingle of FIG. 1. The left side edge view of the shingle of FIG. 1 is a mirror image of FIG. 2.

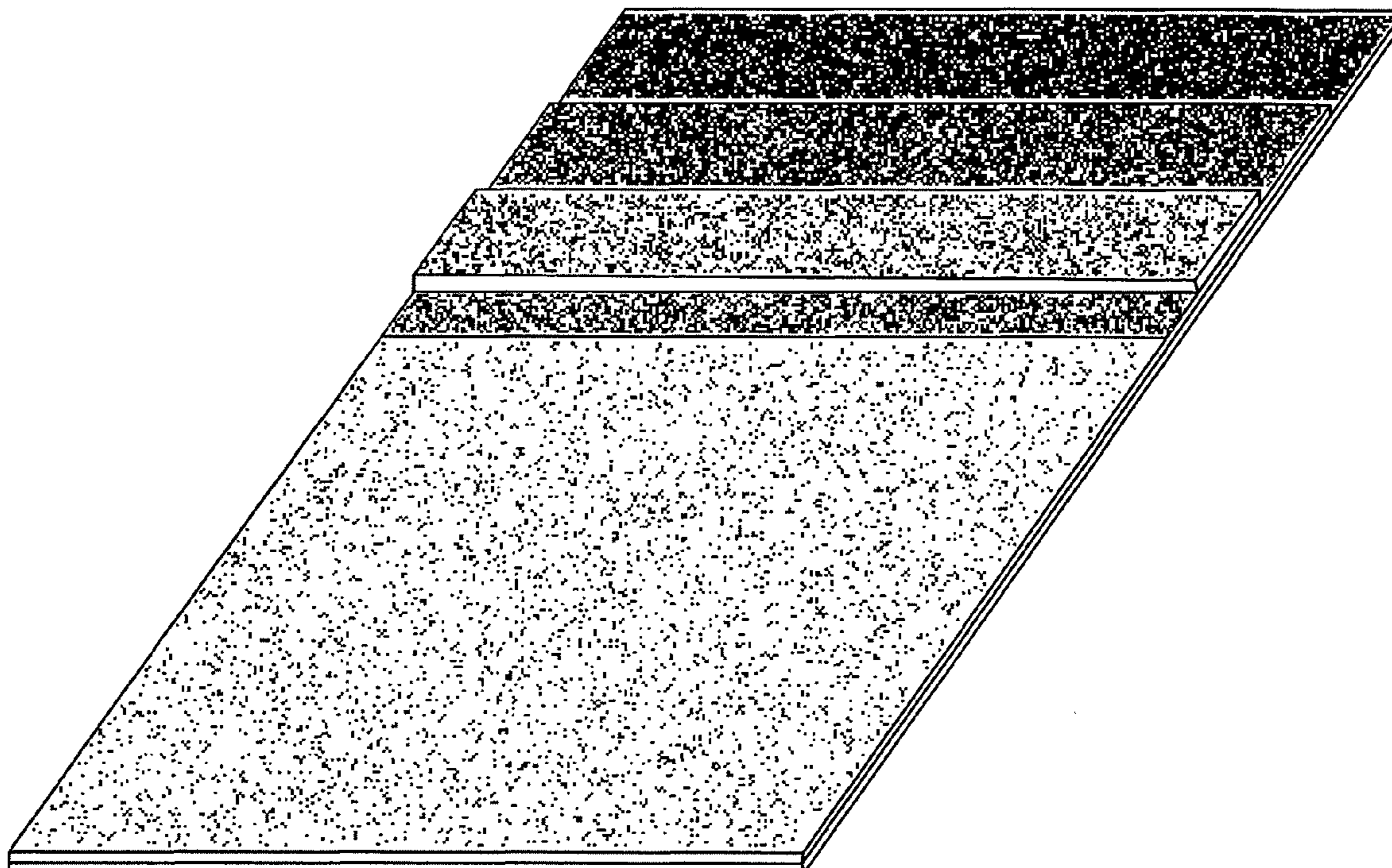
FIG. 3 is a bottom edge view of the shingle of FIG. 1. The top edge view of the shingle of FIG. 1 is a mirror image of FIG. 3.

FIG. 4 is a rear view of the shingle of FIG. 1; and,

FIG. 5 is a top, right edge and bottom edge perspective view of the shingle of FIG. 1.

The broken lines are for illustrative purposes only and form no part of the claimed design.

1 Claim, 3 Drawing Sheets






Fig. 1



Fig. 2



Fig. 3




Fig. 4

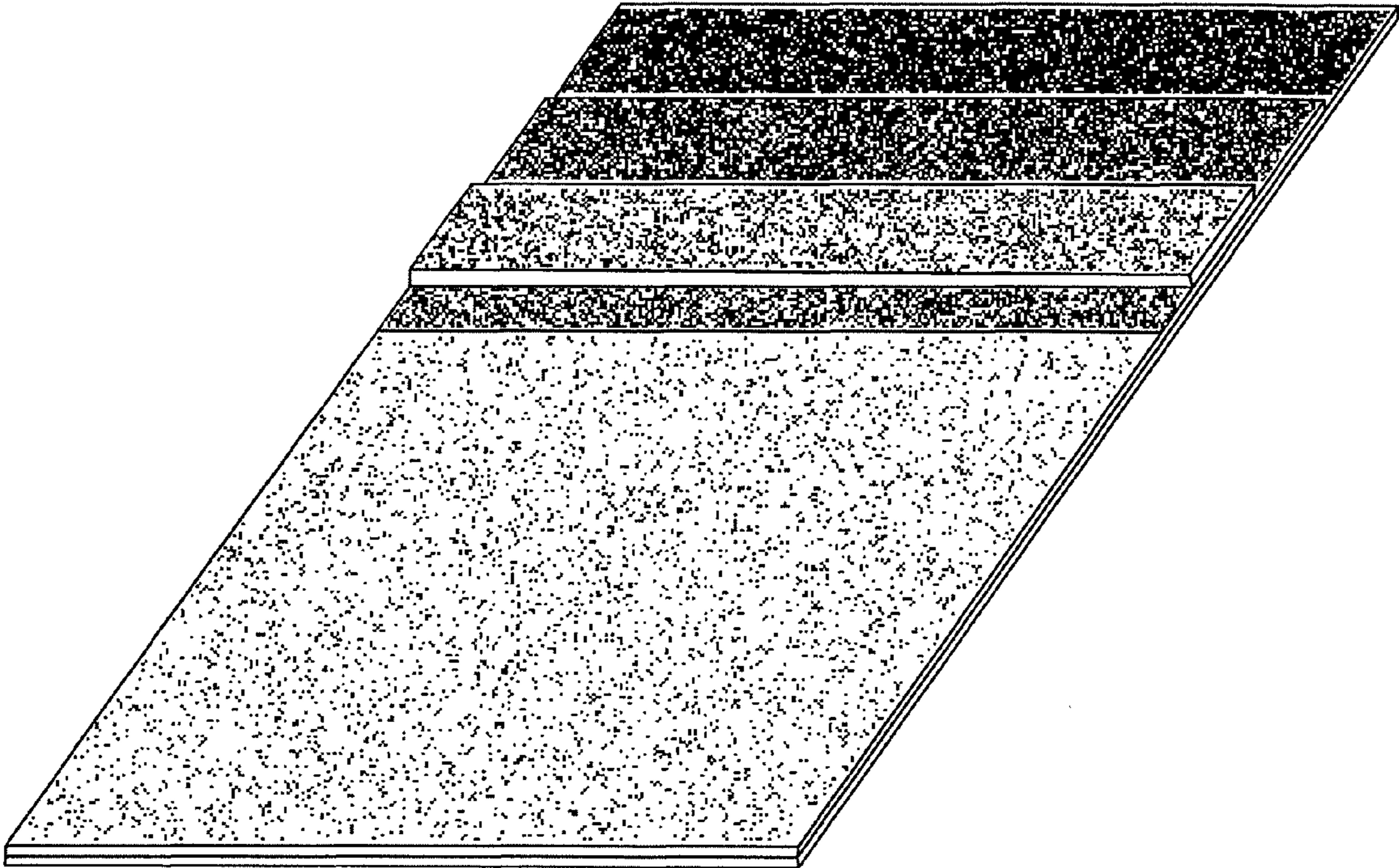


Fig. 5