



US00D633221S

(12) **United States Design Patent**
Koch et al.

(10) **Patent No.:** **US D633,221 S**

(45) **Date of Patent:** **** Feb. 22, 2011**

(54) **SHINGLE STRIP**

(75) Inventors: **Stephen A. Koch**, Collegeville, PA (US);
Husnu M. Kalkanoglu, Swarthmore, PA
(US); **Robert L. Jenkins**, HoneyBrook,
PA (US); **Gregory F. Jacobs**, Oreland,
PA (US)

(73) Assignee: **CertainTeed Corporation**, Valley Forge,
PA (US)

(**) Term: **14 Years**

(21) Appl. No.: **29/353,627**

(22) Filed: **Jan. 12, 2010**

(51) **LOC (9) Cl.** **25-01**

(52) **U.S. Cl.** **D25/139**

(58) **Field of Classification Search** D25/139,
D25/140, 141, 143, 144; 52/519, 520, 535,
52/518, 557, 555, 314

See application file for complete search history.

(56) **References Cited**

U.S. PATENT DOCUMENTS

1,153,418	A	9/1915	Bird	
1,911,014	A *	5/1933	Cowan	52/555
2,196,847	A *	4/1940	Austin	52/555
3,921,358	A *	11/1975	Bettoli	52/314
5,271,201	A	12/1993	Noone et al.	
D366,335	S	1/1996	Noone et al.	

D366,336	S	1/1996	Noone et al.	
6,182,400	B1	2/2001	Freiborg et al.	
6,351,913	B1	3/2002	Freiborg et al.	
D466,629	S *	12/2002	Phillips	D25/139
6,494,010	B1	12/2002	Brandon et al.	
6,725,609	B2	4/2004	Freiborg et al.	
2007/0266665	A1	11/2007	Todd et al.	
2009/0038257	A1	2/2009	Todd et al.	

* cited by examiner

Primary Examiner—Doris Clark

(74) *Attorney, Agent, or Firm*—Paul & Paul

(57) **CLAIM**


The ornamental design for a shingle strip, as shown and described.

DESCRIPTION

FIG. 1 is a top plan view of the shingle strip of our design.
FIG. 2 is a right side edge view of the shingle or strip of FIG. 1. The left side edge view is a mirror image thereof.
FIG. 3 is a bottom edge view of the shingle or strip of FIG. 1. The top edge view is a mirror image of FIG. 3.
FIG. 4 is a rear view of the shingle or strip of FIG. 1; and,
FIG. 5 is a top, right edge and bottom edge perspective view of the shingle or strip of FIG. 1.

The broken lines are for illustrative purposes only and form no part of the claimed design.

1 Claim, 3 Drawing Sheets






Fig. 1

Fig. 2



Fig. 3

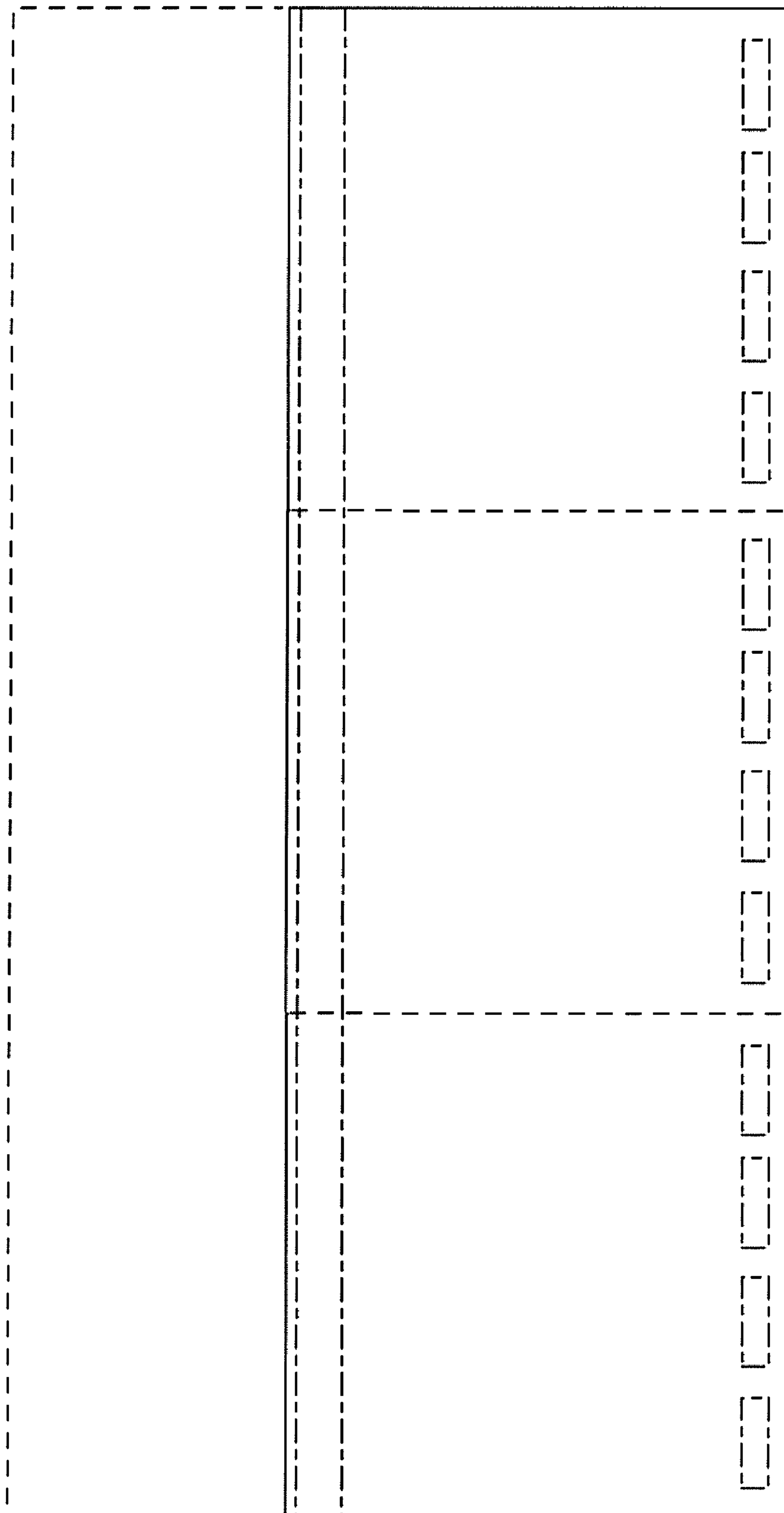


Fig. 4




Fig. 5