



US00D633215S

(12) **United States Design Patent**  
**Steele**

(10) **Patent No.:** **US D633,215 S**  
(45) **Date of Patent:** **\*\* Feb. 22, 2011**

(54) **GLOVE FOR HOLDING A DRINKING CONTAINER**

(76) Inventor: **Thomas S. Steele**, 3110 Park Newport,  
#403, Newport Beach, CA (US) 92660

(\*\*) Term: **14 Years**

(21) Appl. No.: **29/315,695**

(22) Filed: **Jul. 16, 2009**

(51) **LOC (9) Cl.** ..... **07-01**

(52) **U.S. Cl.** ..... **D24/199; D24/190**

(58) **Field of Classification Search** ..... D24/199,  
D24/190; D2/614, 617; D29/113, 117.1,  
D29/117.2; D3/229; 224/267, 217-219,  
224/148.1, 148.5; 2/160, 159, 161.2; 220/737,  
220/758; 248/102, 104, 105

See application file for complete search history.

(56) **References Cited**

**U.S. PATENT DOCUMENTS**

1,640,004	A	8/1927	Lindblad	
2,222,741	A *	11/1940	Bush	224/217
D149,108	S *	3/1948	Breslow	D24/199
2,447,328	A *	8/1948	Gerrits	473/205
2,539,698	A *	1/1951	Pearson	248/104
3,100,302	A *	8/1963	Billings	2/161.2
3,520,539	A *	7/1970	Haws	473/205
4,414,692	A	11/1983	Dzierson et al.	
4,865,239	A *	9/1989	Timbrook	224/267
5,238,161	A *	8/1993	Kimishima	224/217
5,558,440	A *	9/1996	Miller	383/87
D381,128	S *	7/1997	Caswell et al.	D29/113
5,671,864	A *	9/1997	Caruthers	220/737
5,862,927	A *	1/1999	Tebeau	215/11.1
5,864,884	A *	2/1999	Salvitti	2/159
D414,311	S *	9/1999	Westmoreland	D2/614
5,957,515	A *	9/1999	Van Der Sluys	294/25
6,000,058	A	12/1999	Iselin	
6,146,319	A *	11/2000	Tarail	482/139

6,325,237	B1	12/2001	Gish	
6,533,150	B1 *	3/2003	Margo et al.	224/250
6,991,829	B2 *	1/2006	Bergman	427/429
D584,822	S *	1/2009	Weber	D24/190
D589,233	S *	3/2009	Lombardo	D2/617
D601,794	S *	10/2009	Jarvio	D3/229
2007/0256209	A1 *	11/2007	Adams et al.	2/160
2009/0095779	A1 *	4/2009	Alvarez	224/148.1
2010/0088802	A1 *	4/2010	Previsdomini	2/160

\* cited by examiner

*Primary Examiner*—Susan E Krakower

(74) *Attorney, Agent, or Firm*—Palomar Patent; Calif Tervo

(57) **CLAIM**

The ornamental design for a glove for holding a drinking container, as shown and described.

**DESCRIPTION**

FIG. 1 is a top, back, left side, perspective view of the glove for holding a drinking container of my new design showing the cuff in an unattached position for clarity of disclosure.

FIG. 2 is a top, front, right side, perspective view showing my new design as worn by a baby and holding a bottle;

FIG. 3 is a left side elevation view;

FIG. 4 is a top plan view;

FIG. 5 is a front elevation view;

FIG. 6 is a rear elevation view;

FIG. 7 is a right side elevation view; and,

FIG. 8 is a bottom plan view.

The broken lines showing a hand and a baby bottle in FIG. 2 illustrate environmental structure which forms no part of the claimed design.

It is understood that the broken lines within the claimed design indicates stitch lines, which form part of the claim.

**1 Claim, 4 Drawing Sheets**

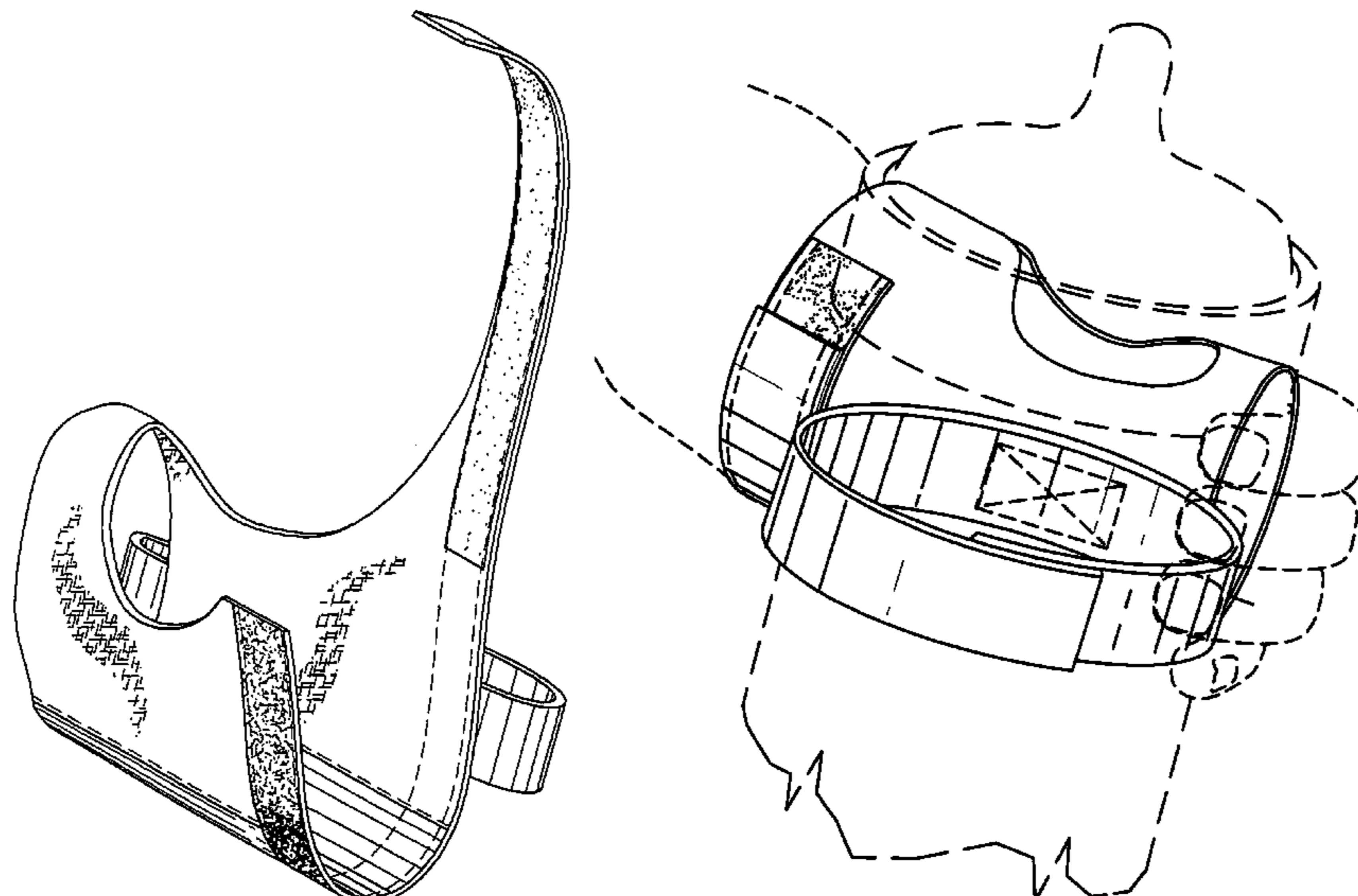


FIG. 1

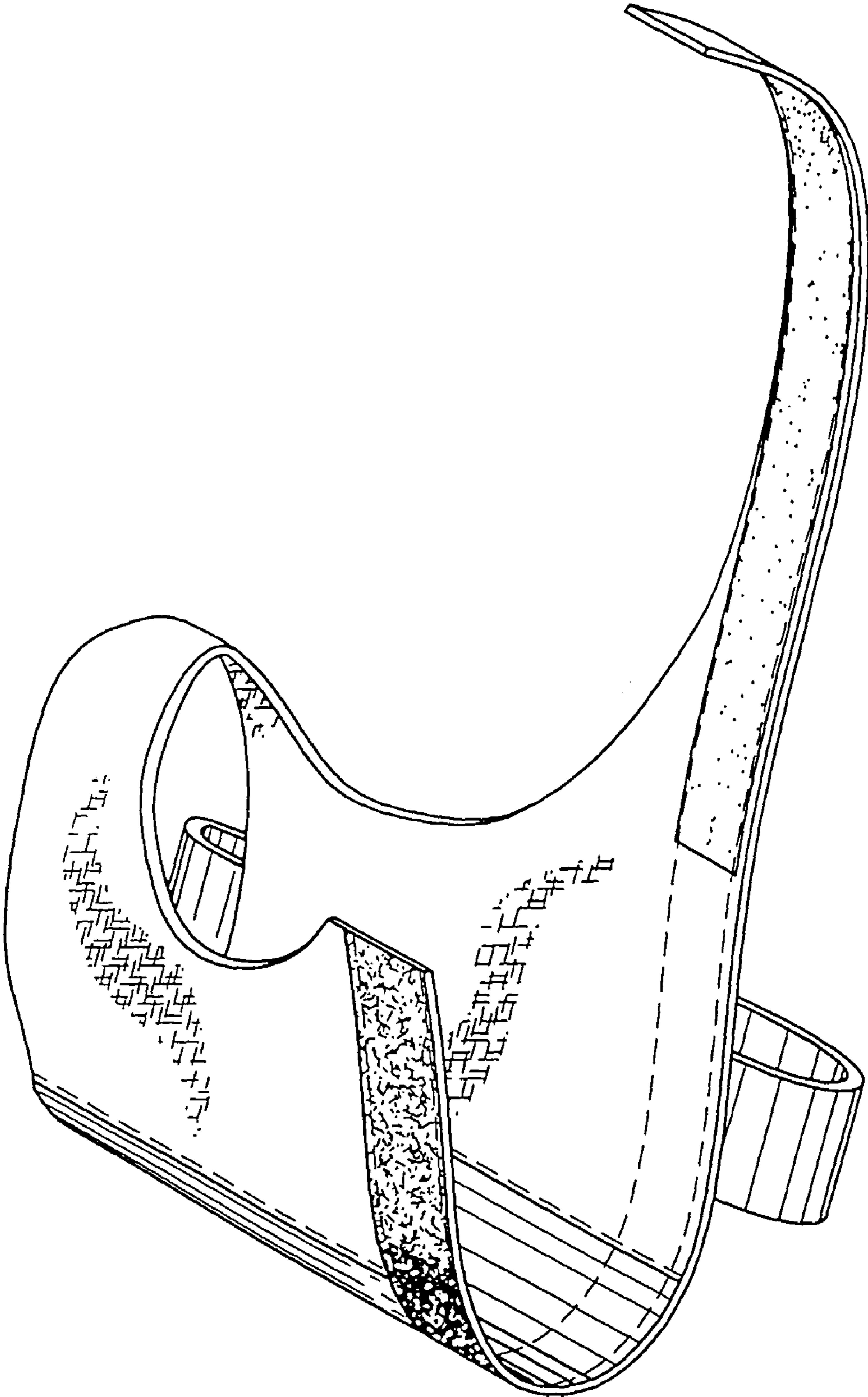
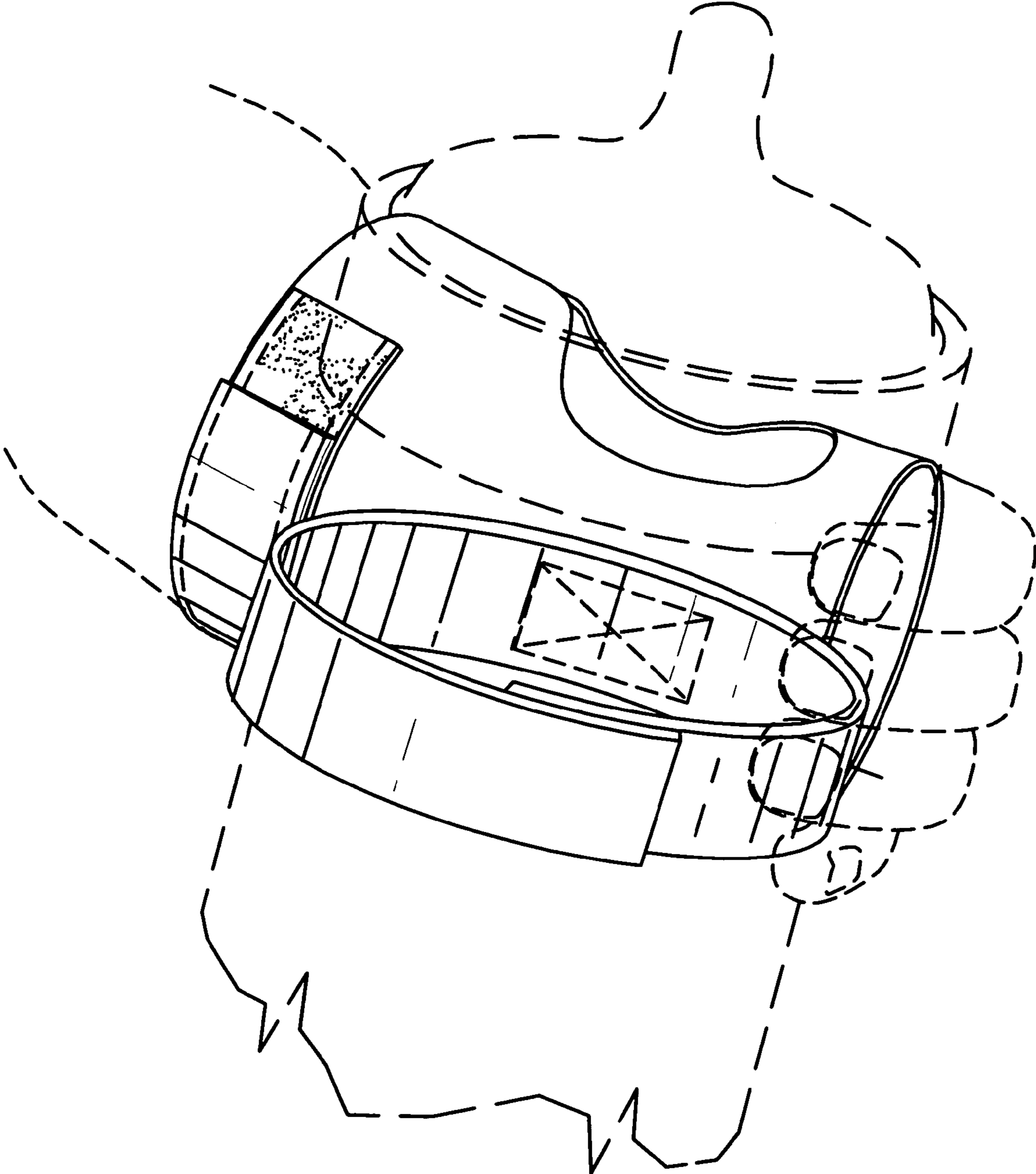


FIG. 2



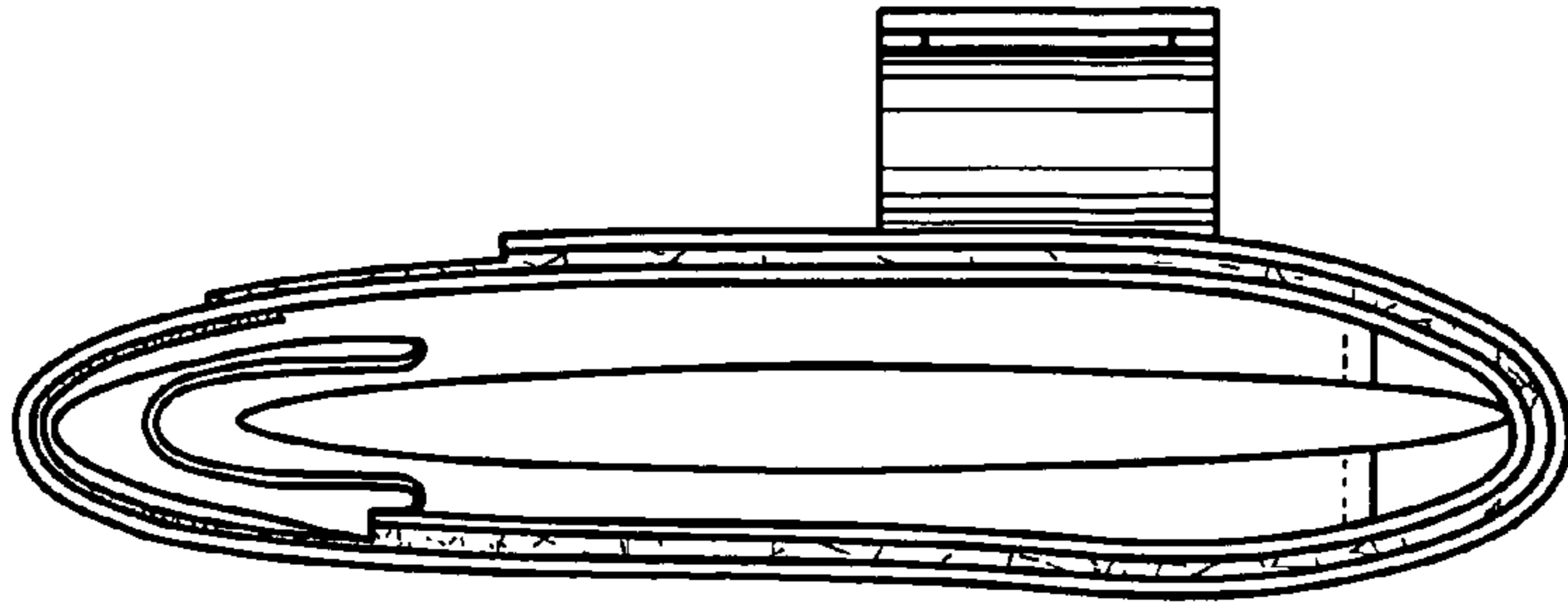


FIG. 6

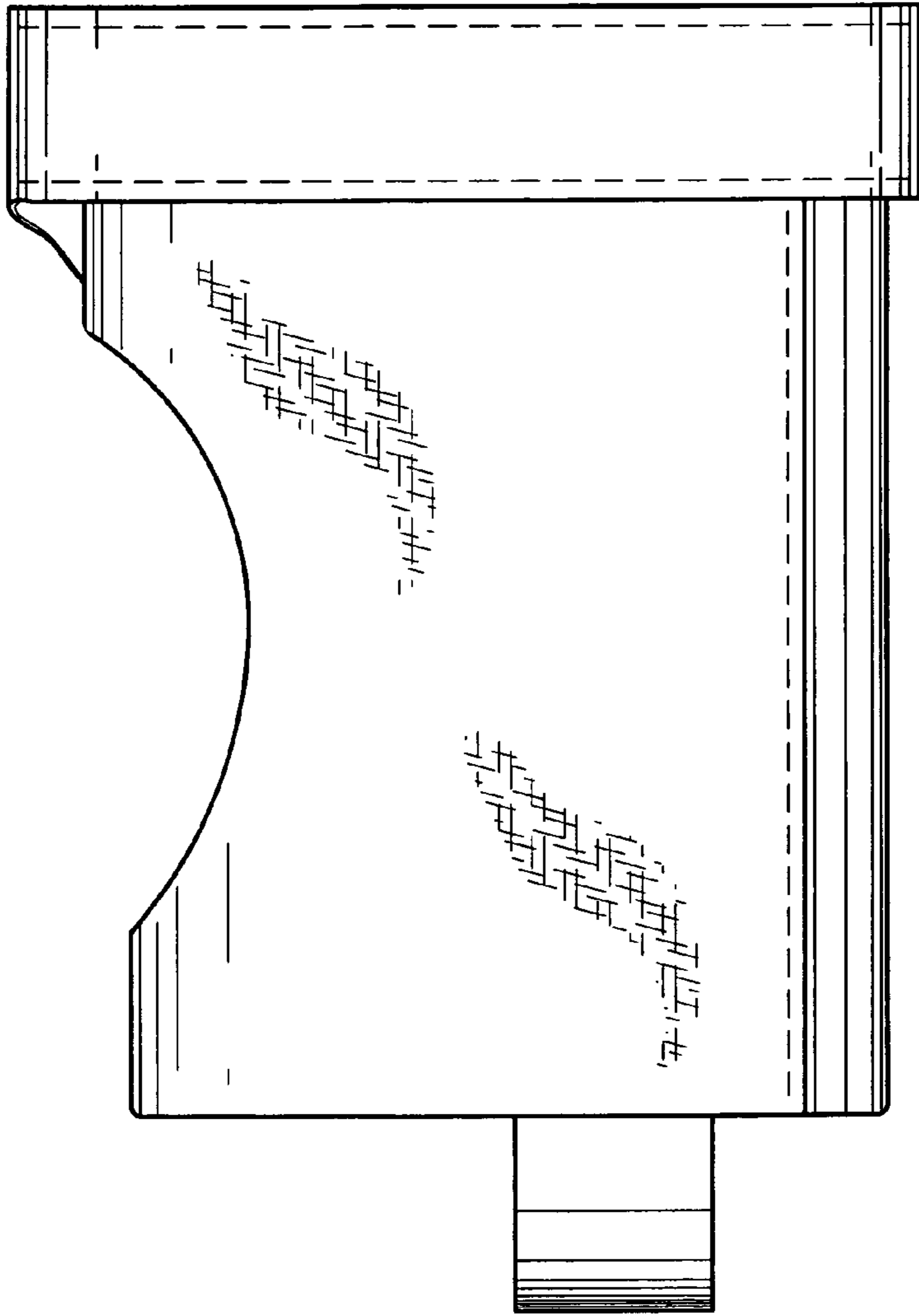


FIG. 5

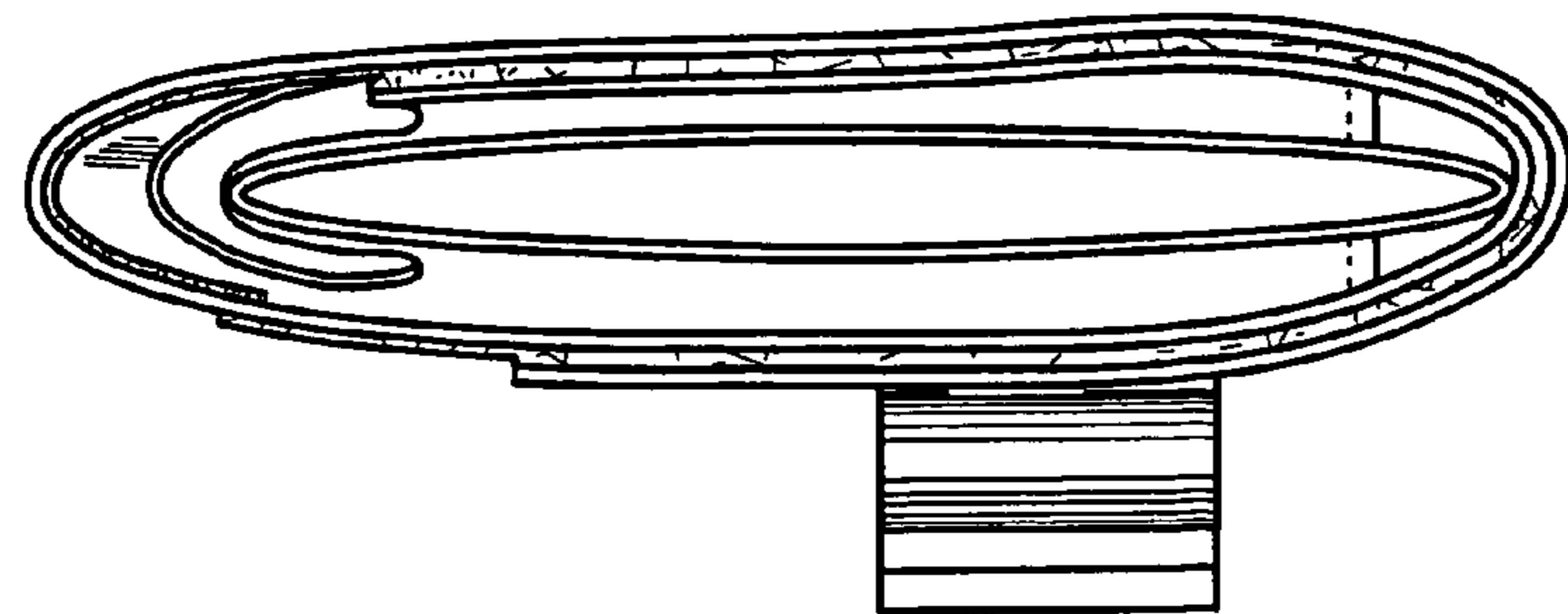


FIG. 3

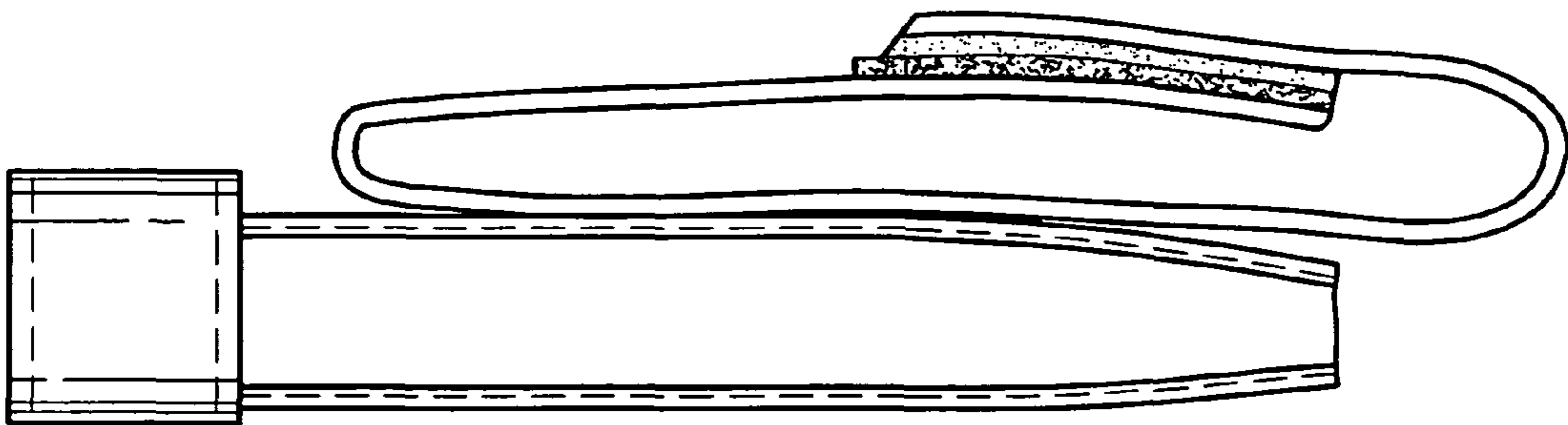
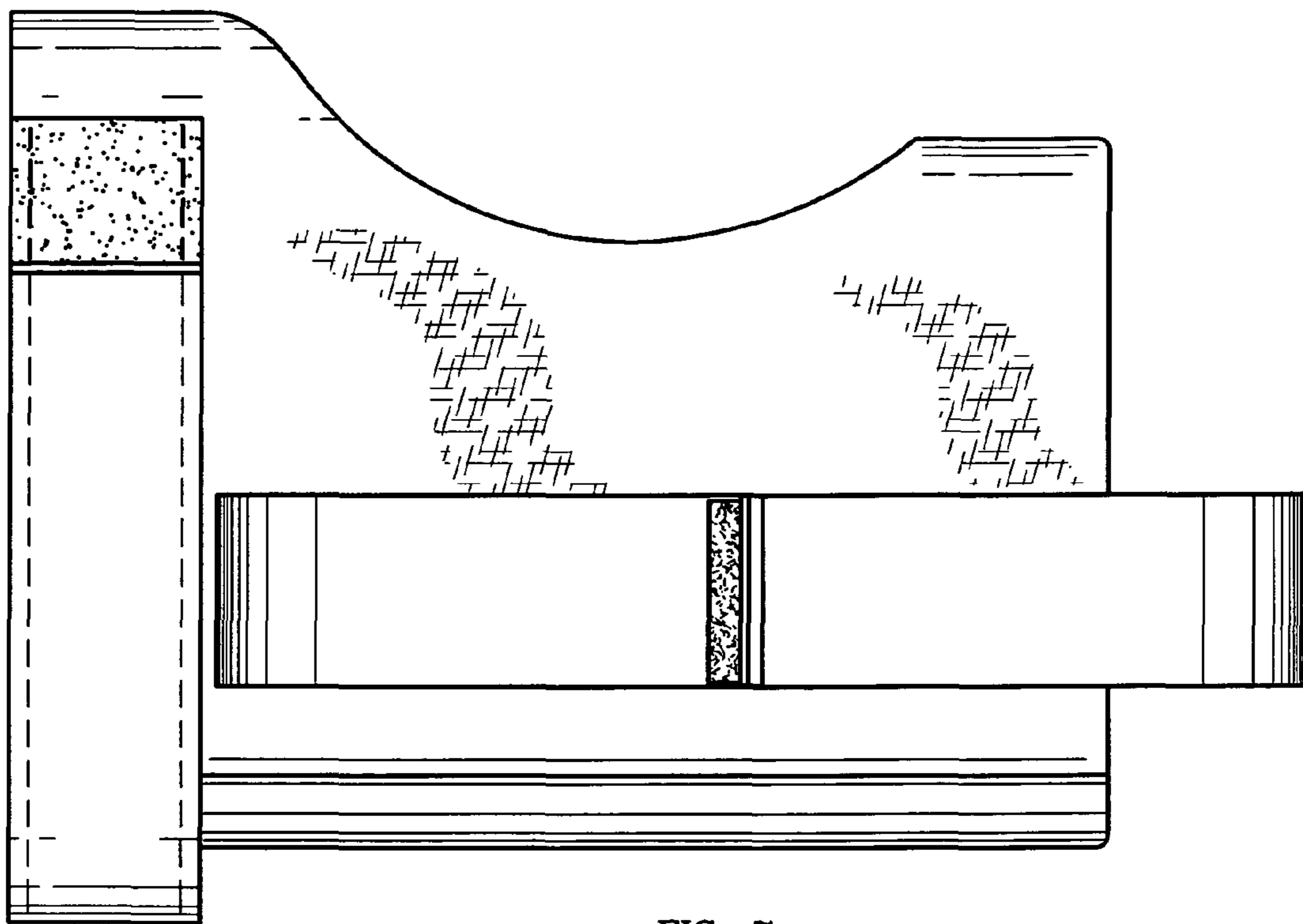



FIG. 8