



US00D633194S

(12) **United States Design Patent**
Frampton

(10) **Patent No.:** **US D633,194 S**

(45) **Date of Patent:** **** *Feb. 22, 2011**

(54) **FAN BLADE**

D523,954 S 6/2006 Frampton

(75) Inventor: **Thomas C. Frampton**, Zionsville, IN (US)

* cited by examiner

Primary Examiner—Lisa P Lichtenstein

(73) Assignee: **Fanimation, Inc.**, Zionsville, IN (US)

(74) *Attorney, Agent, or Firm*—Maginot, Moore & Beck

(**) Term: **14 Years**

(57) **CLAIM**

(21) Appl. No.: **29/361,200**

The ornamental design for a fan blade, as shown and described.

(22) Filed: **May 6, 2010**

DESCRIPTION

(51) **LOC (9) Cl.** **23-04**

FIG. 1 is a perspective view of a fan blade showing my new design;

(52) **U.S. Cl.** **D23/413**

FIG. 2 is a front elevational view showing the design for the fan blade of FIG. 1;

(58) **Field of Classification Search** D23/377, D23/379, 385, 411, 413; 416/5

FIG. 3 is a rear elevational view showing the design for the fan blade of FIG. 1;

See application file for complete search history.

FIG. 4 is a left side elevational view showing the design for the fan blade of FIG. 1;

(56) **References Cited**

U.S. PATENT DOCUMENTS

D433,118 S	10/2000	Frampton	
D433,749 S	11/2000	Frampton	
D451,997 S	12/2001	Schwartz	
D460,817 S	7/2002	Frampton	
D461,889 S *	8/2002	Tang D23/413
D475,450 S	6/2003	Schwartz	
D480,473 S *	10/2003	Thomas, Jr. D23/413
D505,198 S *	5/2005	Liu D23/413
D506,826 S	6/2005	Frampton	
D515,694 S	2/2006	Frampton et al.	
D516,198 S	2/2006	Frampton et al.	
D516,204 S	2/2006	Frampton	
D523,551 S	6/2006	Frampton	

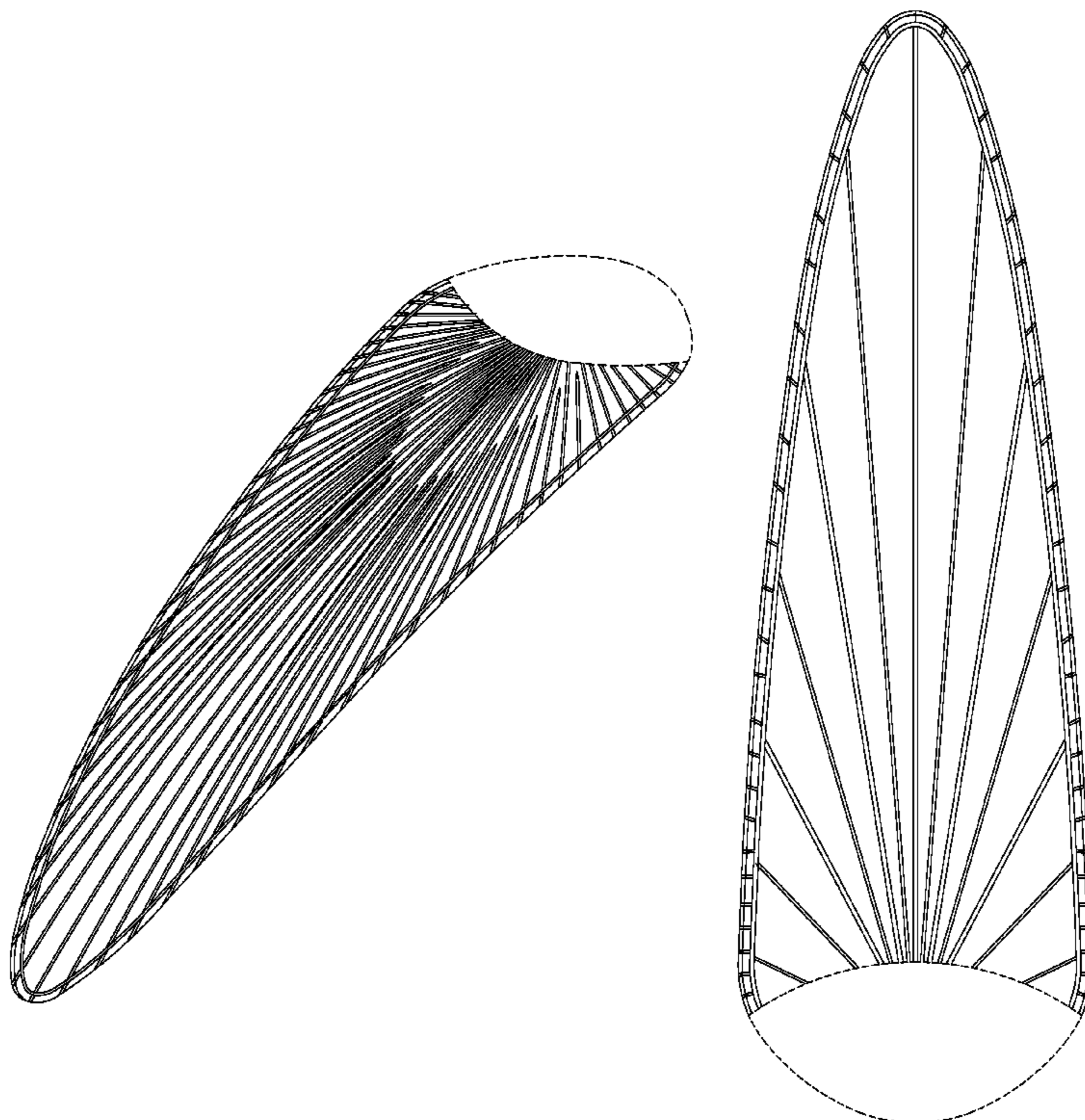
FIG. 5 is a right side elevational view showing the design for the fan blade of FIG. 1;

FIG. 6 is a top elevational view showing the design for the fan blade of FIG. 1; and,

FIG. 7 is a bottom elevational view showing the design for the fan blade of FIG. 1.

In FIGS. 1-7, the broken line showing of a part of the fan blade is included for illustrative purposes only and forms no part of the claimed design.

1 Claim, 5 Drawing Sheets






Fig. 1

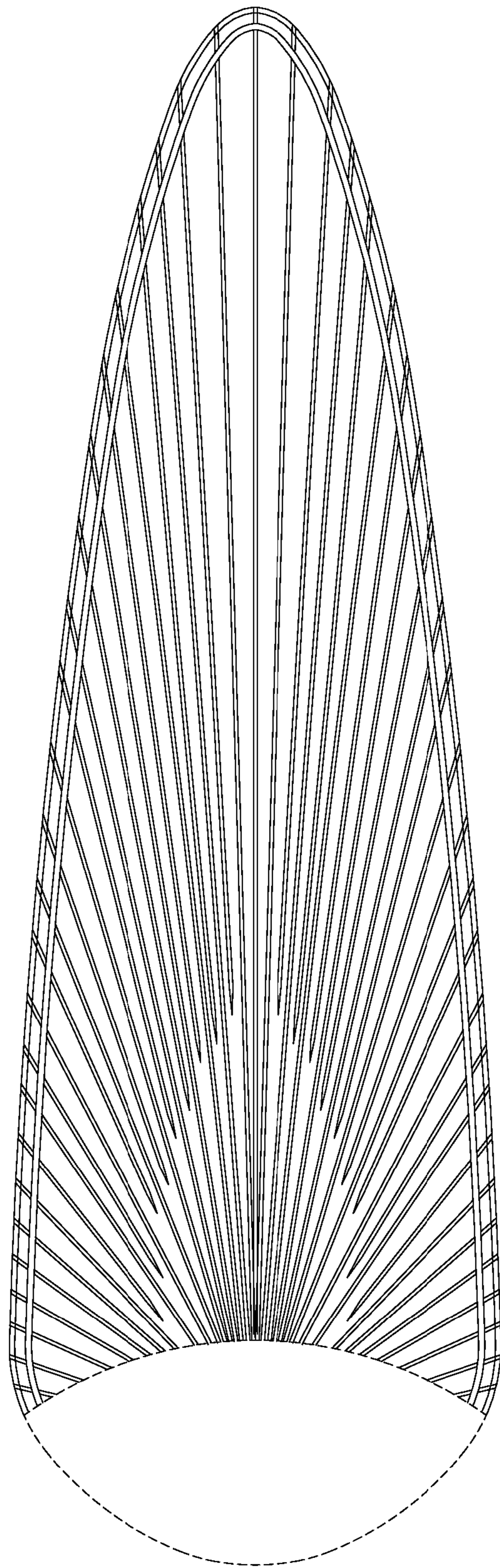


Fig. 2

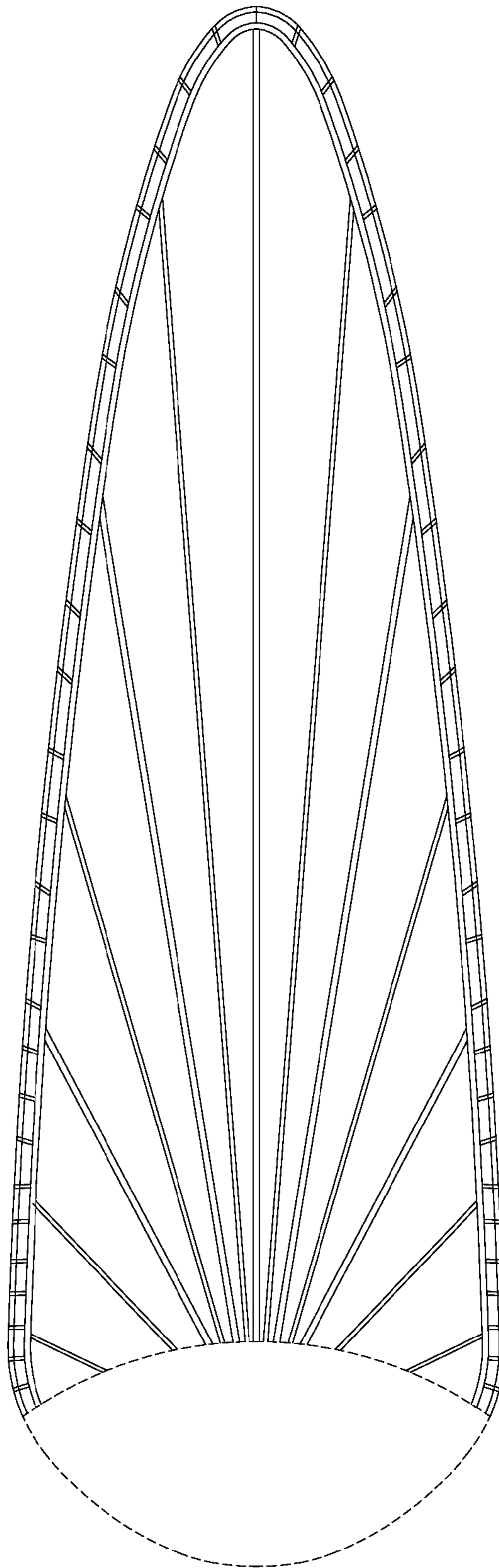


Fig. 3

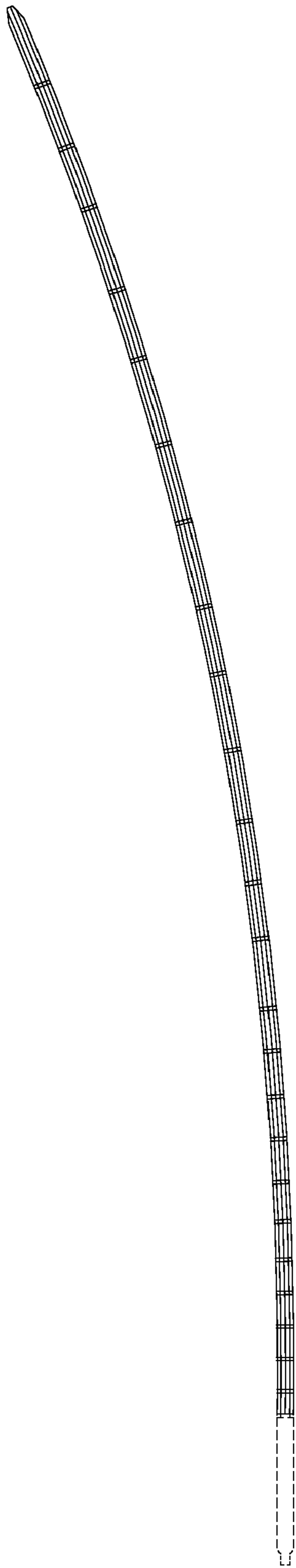


Fig. 4

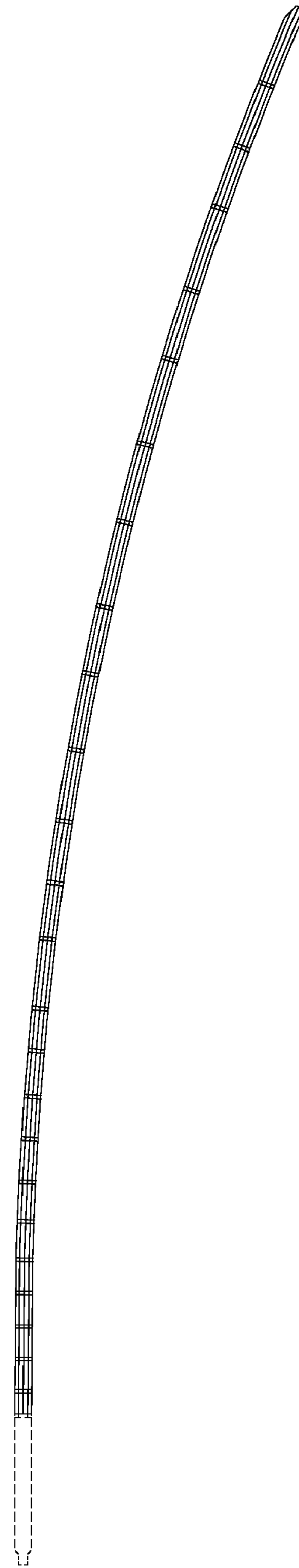


Fig. 5

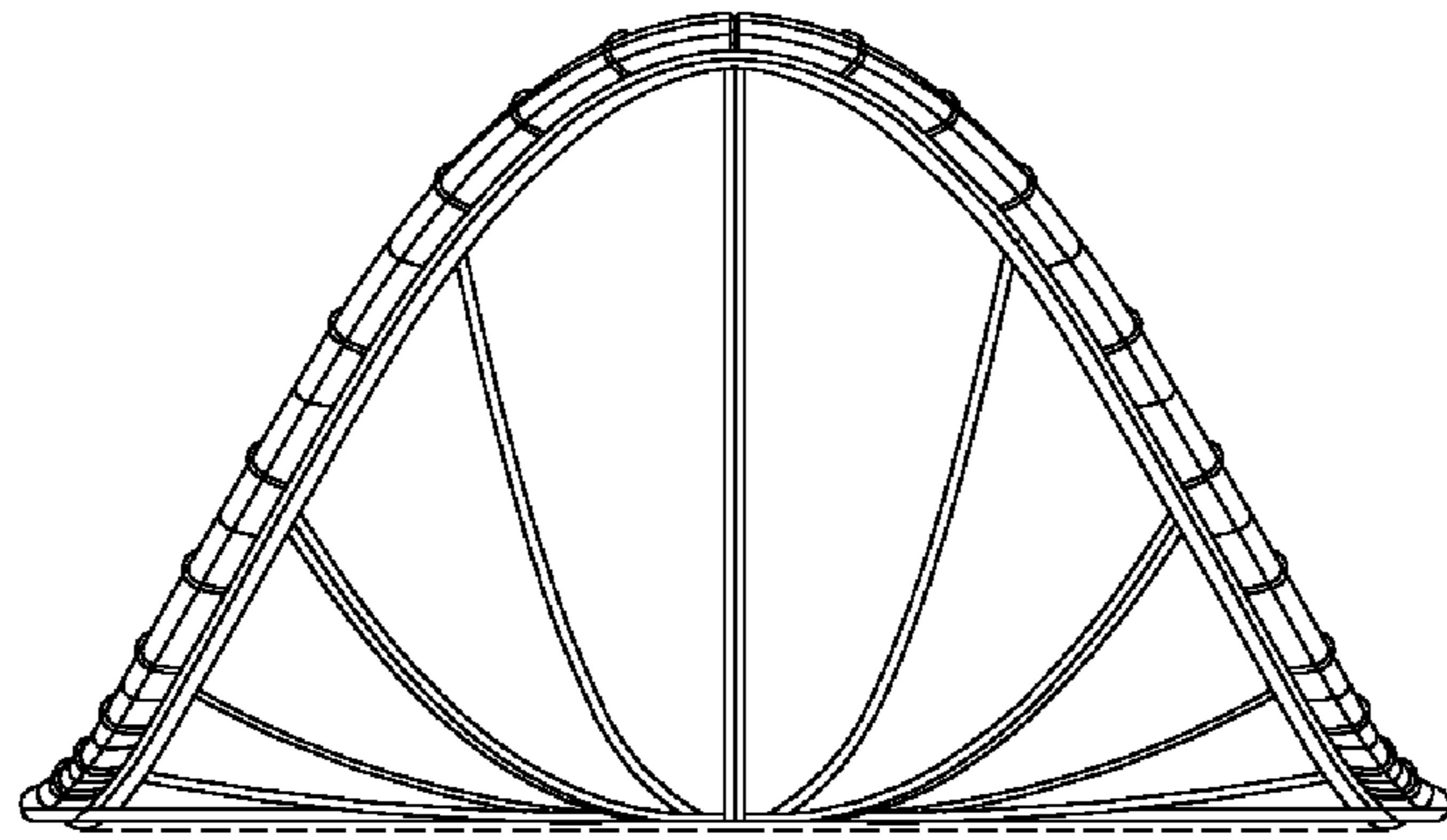


Fig. 6

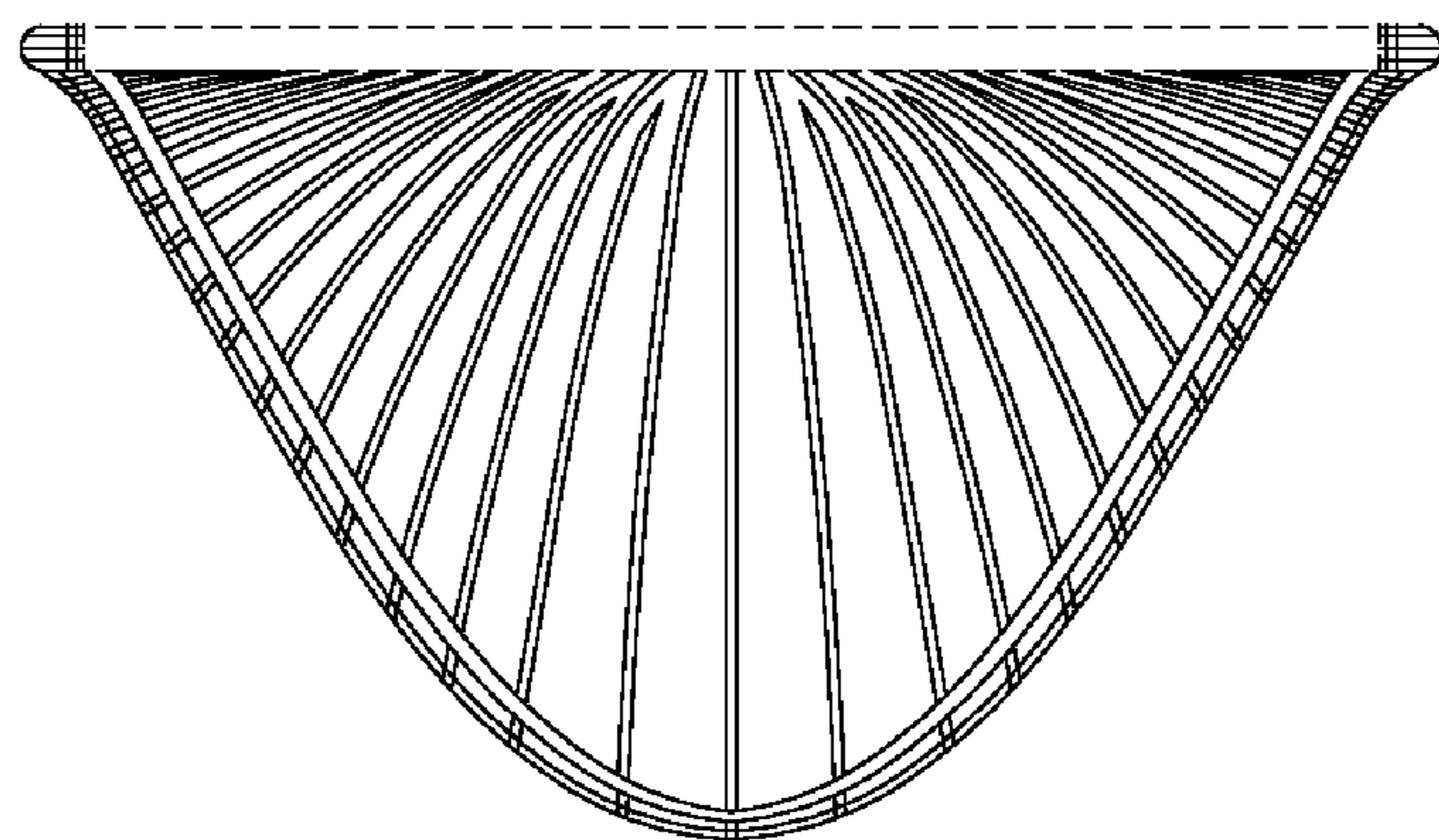


Fig. 7