



US00D633193S

(12) **United States Design Patent**  
**Frampton**

(10) **Patent No.:** **US D633,193 S**

(45) **Date of Patent:** **\*\* Feb. 22, 2011**

(54) **FAN BLADE**

(75) Inventor: **Thomas C. Frampton**, Zionsville, IN (US)

(73) Assignee: **Fanimation, Inc.**, Zionsville, IN (US)

(\*\*) Term: **14 Years**

(21) Appl. No.: **29/361,198**

(22) Filed: **May 6, 2010**

(51) **LOC (9) Cl.** ..... **23-04**

(52) **U.S. Cl.** ..... **D23/413**

(58) **Field of Classification Search** ..... D23/377,  
D23/379, 385, 411, 413; 416/5  
See application file for complete search history.

(56) **References Cited**

U.S. PATENT DOCUMENTS

D433,118 S	10/2000	Frampton	
D433,749 S	11/2000	Frampton	
D451,997 S	12/2001	Schwartz	
D454,192 S *	3/2002	Frampton	..... D23/413
D460,817 S	7/2002	Frampton	
D475,450 S	6/2003	Schwartz	
D506,826 S	6/2005	Frampton	
D515,694 S	2/2006	Frampton et al.	
D515,695 S *	2/2006	Badarello	..... D23/413
D516,198 S	2/2006	Frampton et al.	
D516,204 S	2/2006	Frampton	
D523,551 S	6/2006	Frampton	
D523,954 S	6/2006	Frampton	

\* cited by examiner

*Primary Examiner*—Lisa P Lichtenstein

(74) *Attorney, Agent, or Firm*—Maginot, Moore & Beck

(57) **CLAIM**

The ornamental design for a fan blade, as shown and described.

**DESCRIPTION**

FIG. 1 is a perspective view of a fan blade showing my new design;

FIG. 2 is a front elevational view showing the design for the fan blade of FIG. 1;

FIG. 3 is a rear elevational view showing the design for the fan blade of FIG. 1;

FIG. 4 is a left side elevational view showing the design for the fan blade of FIG. 1;

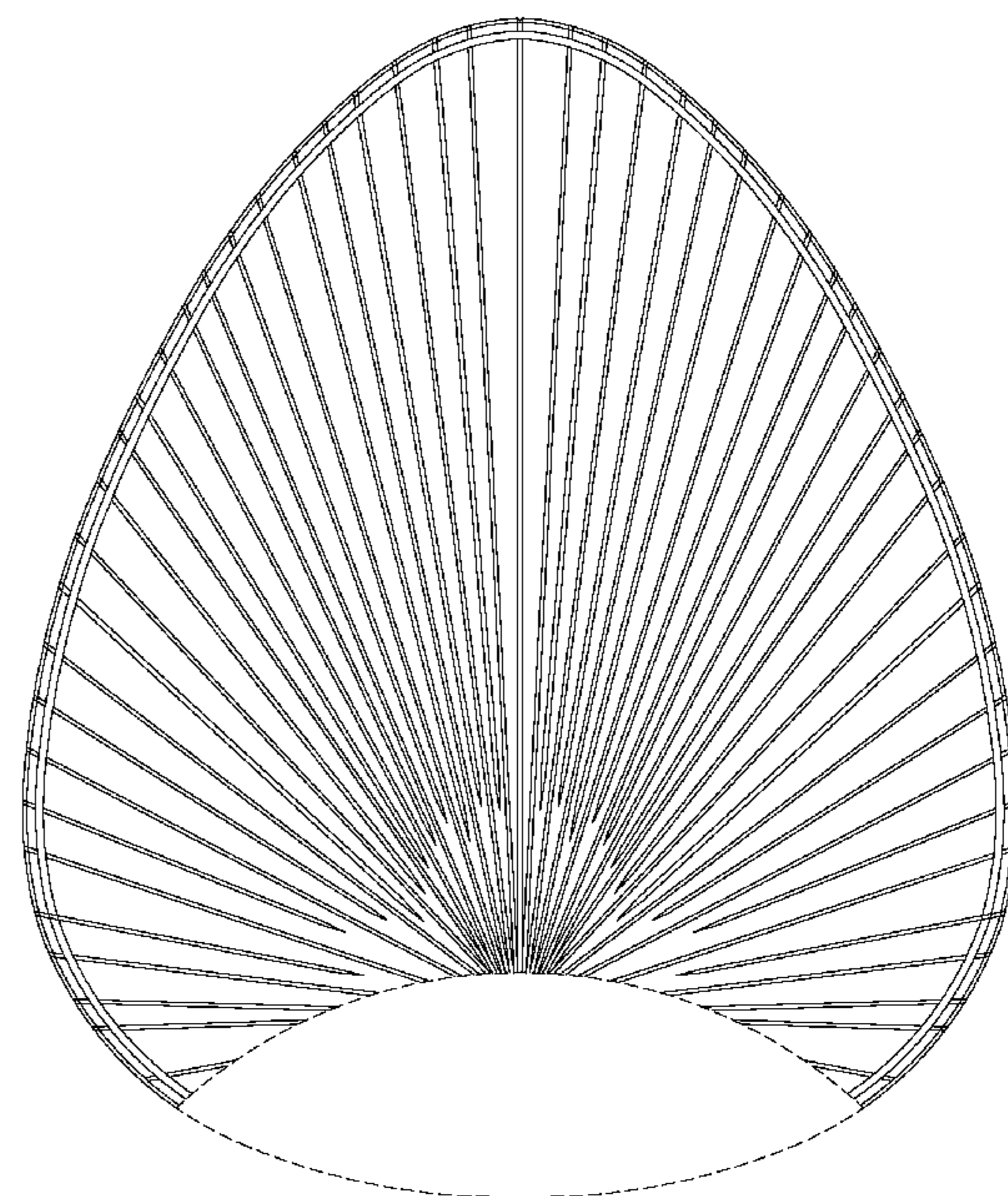

FIG. 5 is a right side elevational view showing the design for the fan blade of FIG. 1;

FIG. 6 is a top elevational view showing the design for the fan blade of FIG. 1; and,

FIG. 7 is a bottom elevational view showing the design for the fan blade of FIG. 1.

In FIGS. 1-7, the broken line showing of a part of the fan blade is included for illustrative purposes only and forms no part of the claimed design.

**1 Claim, 5 Drawing Sheets**






Fig. 1



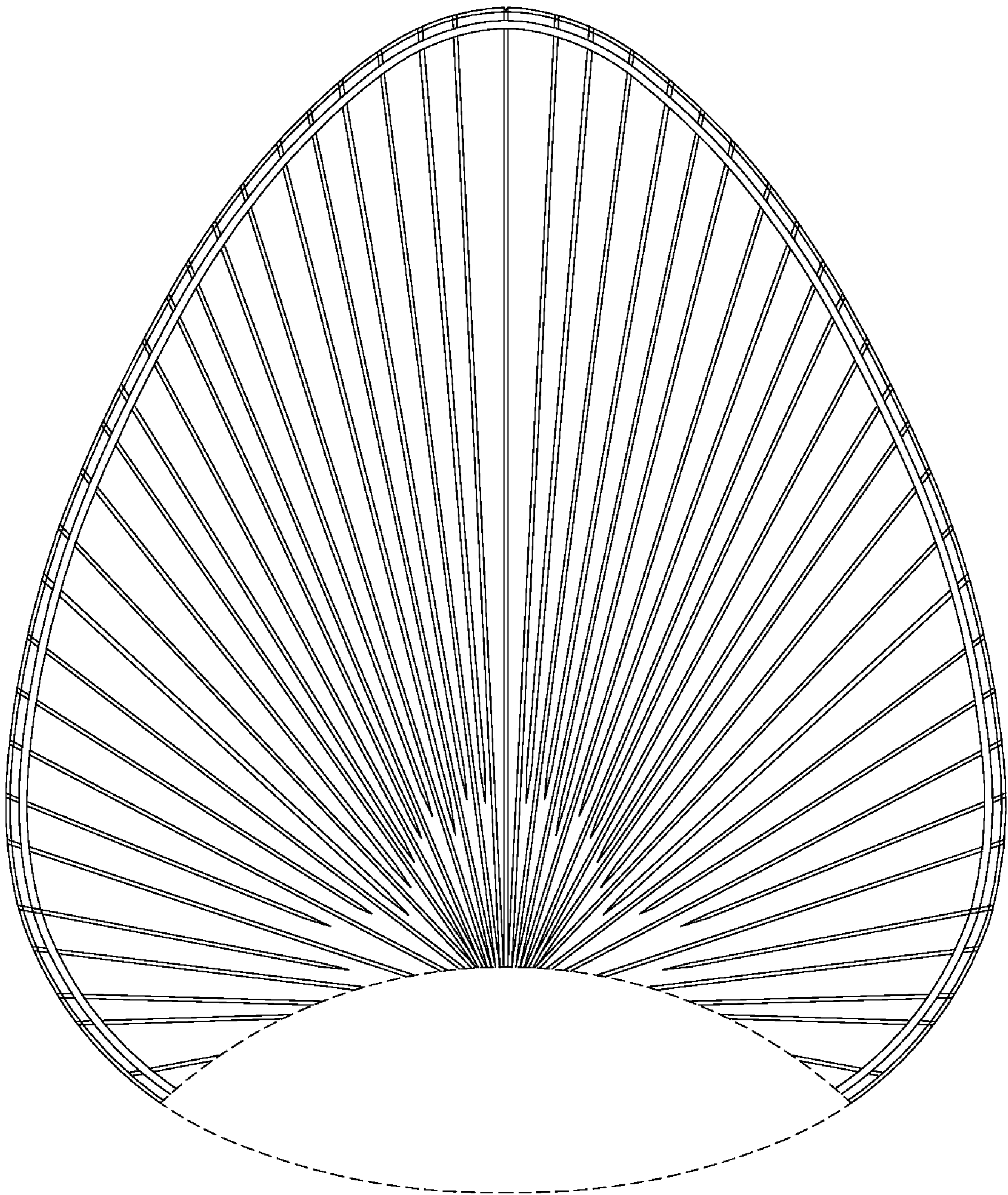


Fig. 2

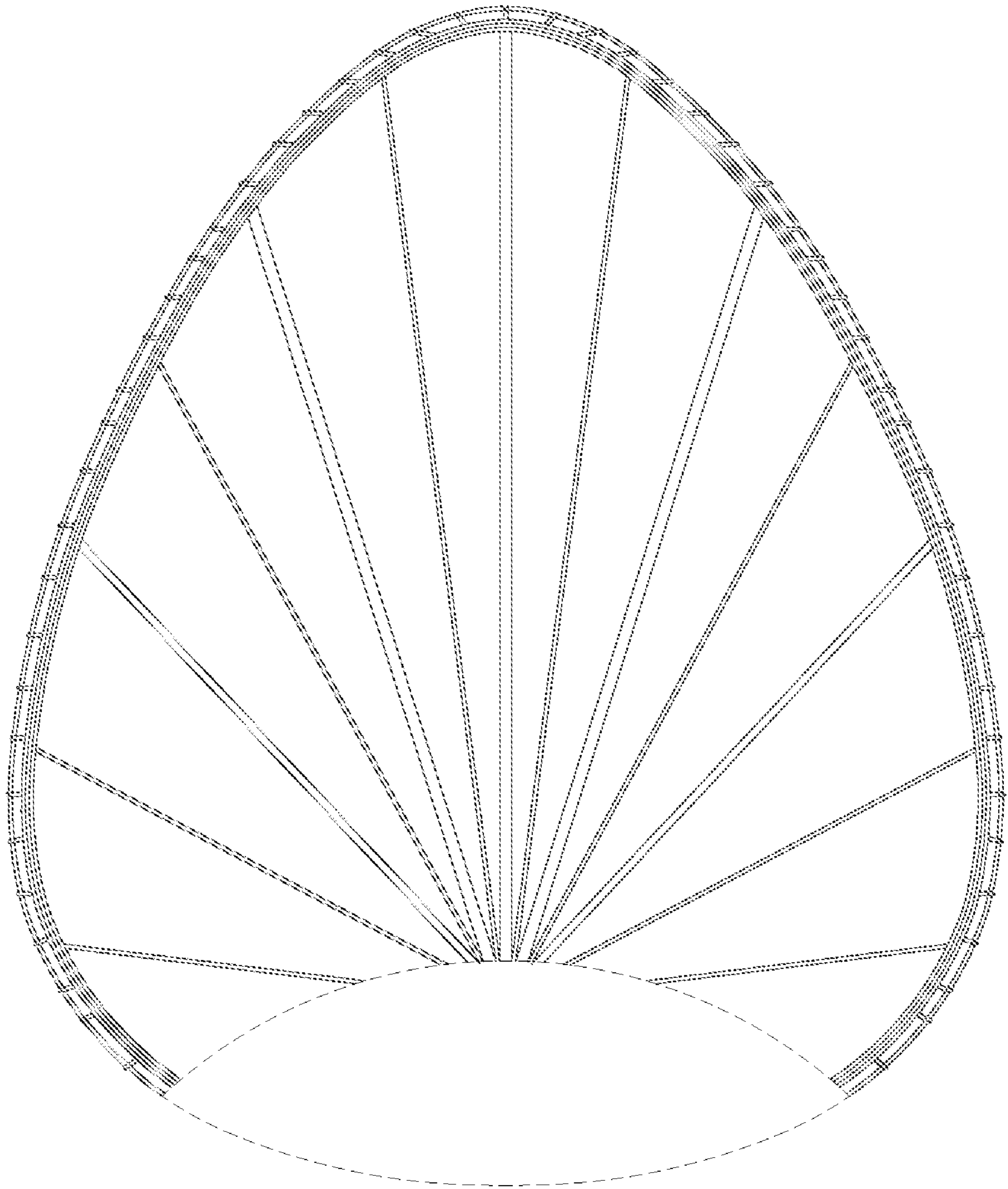


Fig. 3

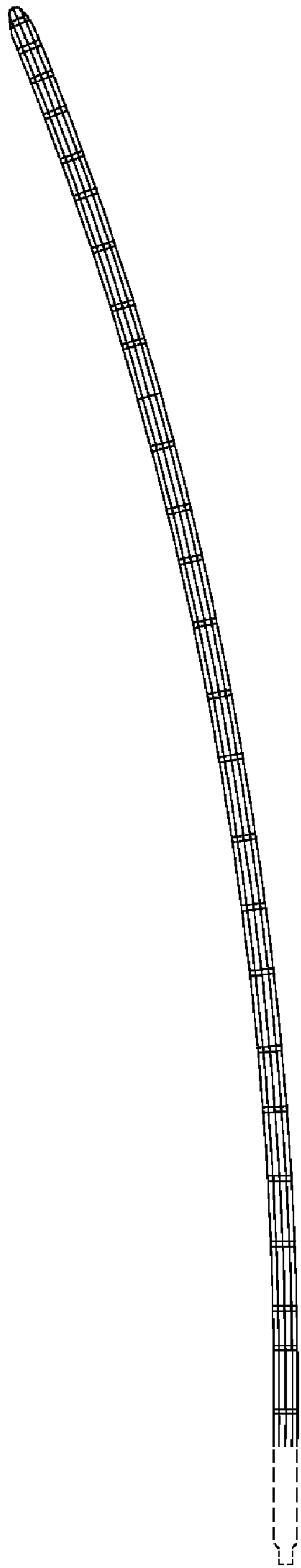


Fig. 4

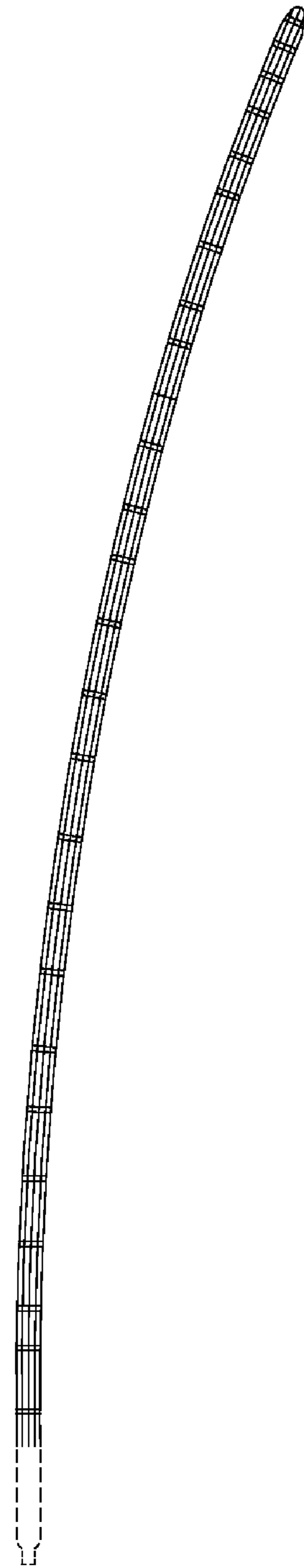


Fig. 5



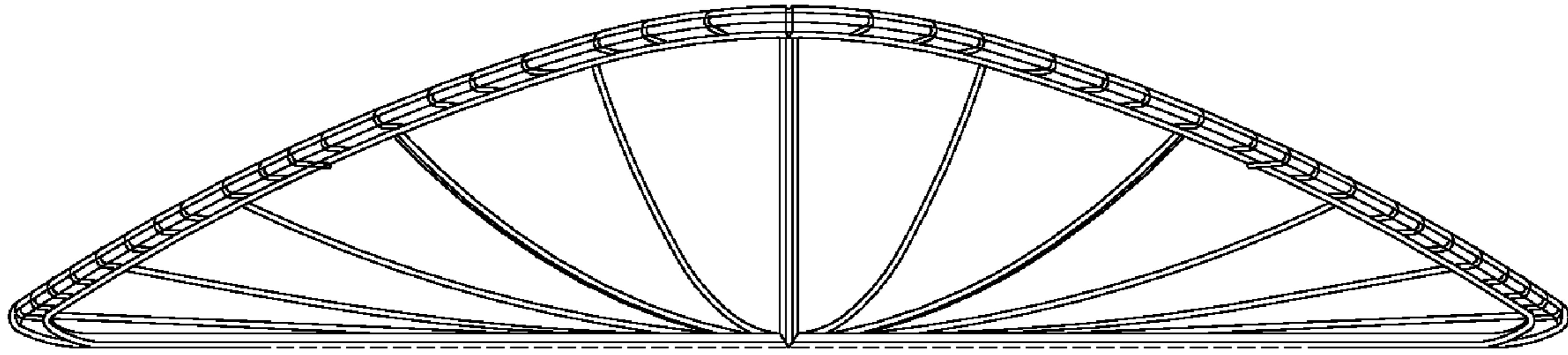


Fig. 6

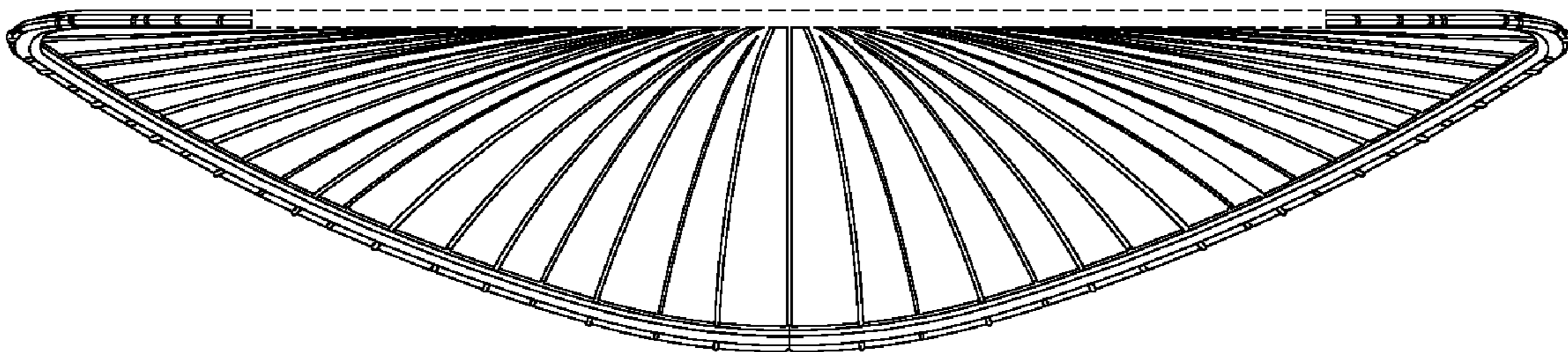


Fig. 7

UNITED STATES PATENT AND TRADEMARK OFFICE  
**CERTIFICATE OF CORRECTION**

PATENT NO. : D633,193 S  
APPLICATION NO. : 29/361198  
DATED : February 22, 2011  
INVENTOR(S) : Fampton

Page 1 of 7

It is certified that error appears in the above-identified patent and that said Letters Patent is hereby corrected as shown below:

The title page showing an illustrative figure should be deleted and substitute therefor the attached title page.

Delete drawing sheets 1-5 and substitute therefor the drawings sheets consisting of figures 1-7 as shown on the attached pages.

Signed and Sealed this  
Fourteenth Day of February, 2012

A handwritten signature in black ink that reads "David J. Kappos". The signature is written in a cursive style with a large initial 'D' and 'K'.

David J. Kappos  
*Director of the United States Patent and Trademark Office*

(12) **United States Design Patent**  
**Frampton**

(10) **Patent No.:** **US D633,193 S**

(45) **Date of Patent:** **\*\* Feb. 22, 2011**

(54) **FAN BLADE**

(75) Inventor: **Thomas C. Frampton, Zionsville, IN (US)**

(73) Assignee: **Fanimation, Inc., Zionsville, IN (US)**

(\*\*) Term: **14 Years**

(21) Appl. No.: **29/361,198**

(22) Filed: **May 6, 2010**

(51) **LOC (9) CL** ..... **23-04**

(52) **U.S. CL** ..... **D23/413**

(58) **Field of Classification Search** ..... **D23/377, D23/379, 385, 411, 413; 416/5**

See application file for complete search history.

(56) **References Cited**

**U.S. PATENT DOCUMENTS**

D433,118 S	10/2000	Frampton	
D433,749 S	11/2000	Frampton	
D451,997 S	12/2001	Schwartz	
D454,192 S *	3/2002	Frampton	D23 413
D460,817 S	7/2002	Frampton	
D475,450 S	6/2003	Schwartz	
D506,826 S	6/2005	Frampton	
D515,694 S	2/2006	Frampton et al	
D515,695 S *	2/2006	Badaretto	D23 413
D516,198 S	2/2006	Frampton et al.	
D516,204 S	2/2006	Frampton	
D523,551 S	6/2006	Frampton	
D523,954 S	6/2006	Frampton	

\* cited by examiner

*Primary Examiner* - Lisa P. Lichtenstein

(74) *Attorney, Agent, or Firm* - Maginot, Moore & Peck

(57) **CLAIM**

The ornamental design for a fan blade, as shown and described.

**DESCRIPTION**

FIG. 1 is a perspective view of a fan blade showing my new design:

FIG. 2 is a front elevational view showing the design for the fan blade of FIG. 1:

FIG. 3 is a rear elevational view showing the design for the fan blade of FIG. 1:

FIG. 4 is a left side elevational view showing the design for the fan blade of FIG. 1:

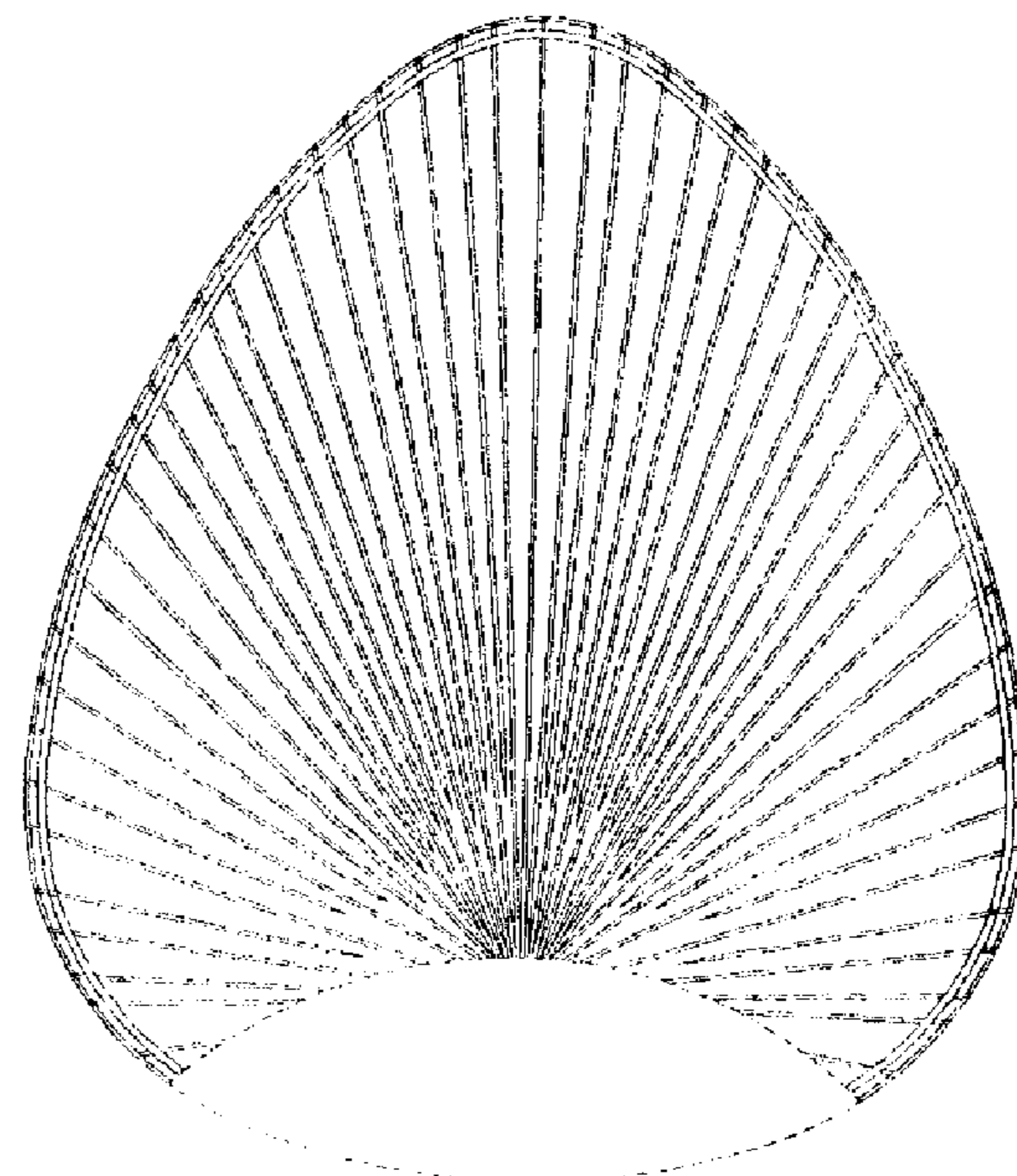
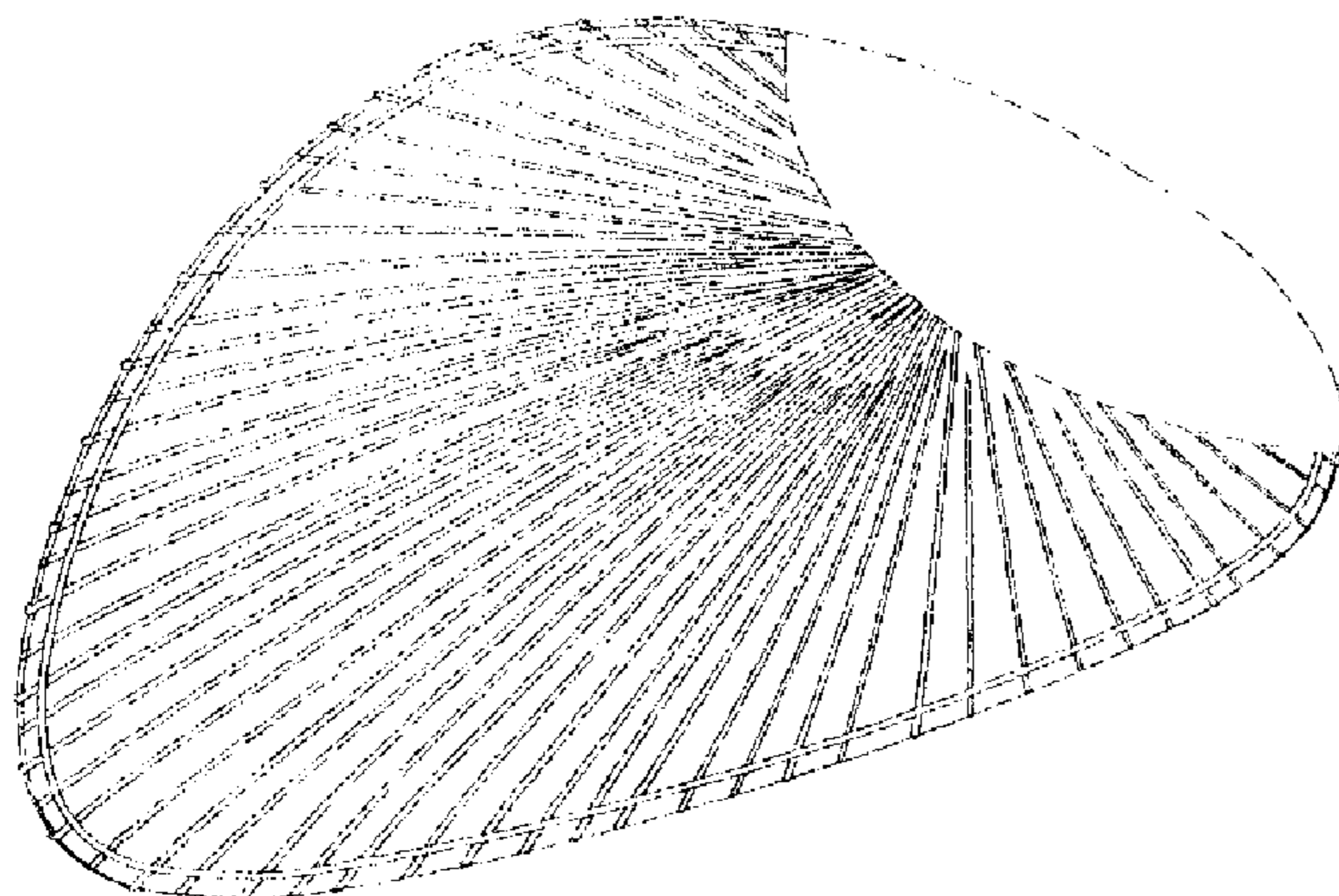
FIG. 5 is a right side elevational view showing the design for the fan blade of FIG. 1:

FIG. 6 is a top elevational view showing the design for the fan blade of FIG. 1, and:

FIG. 7 is a bottom elevational view showing the design for the fan blade of FIG. 1.

In FIGS. 1-7, the broken line showing of a part of the fan blade is included for illustrative purposes only and forms no part of the claimed design.

**1 Claim, 5 Drawing Sheets**





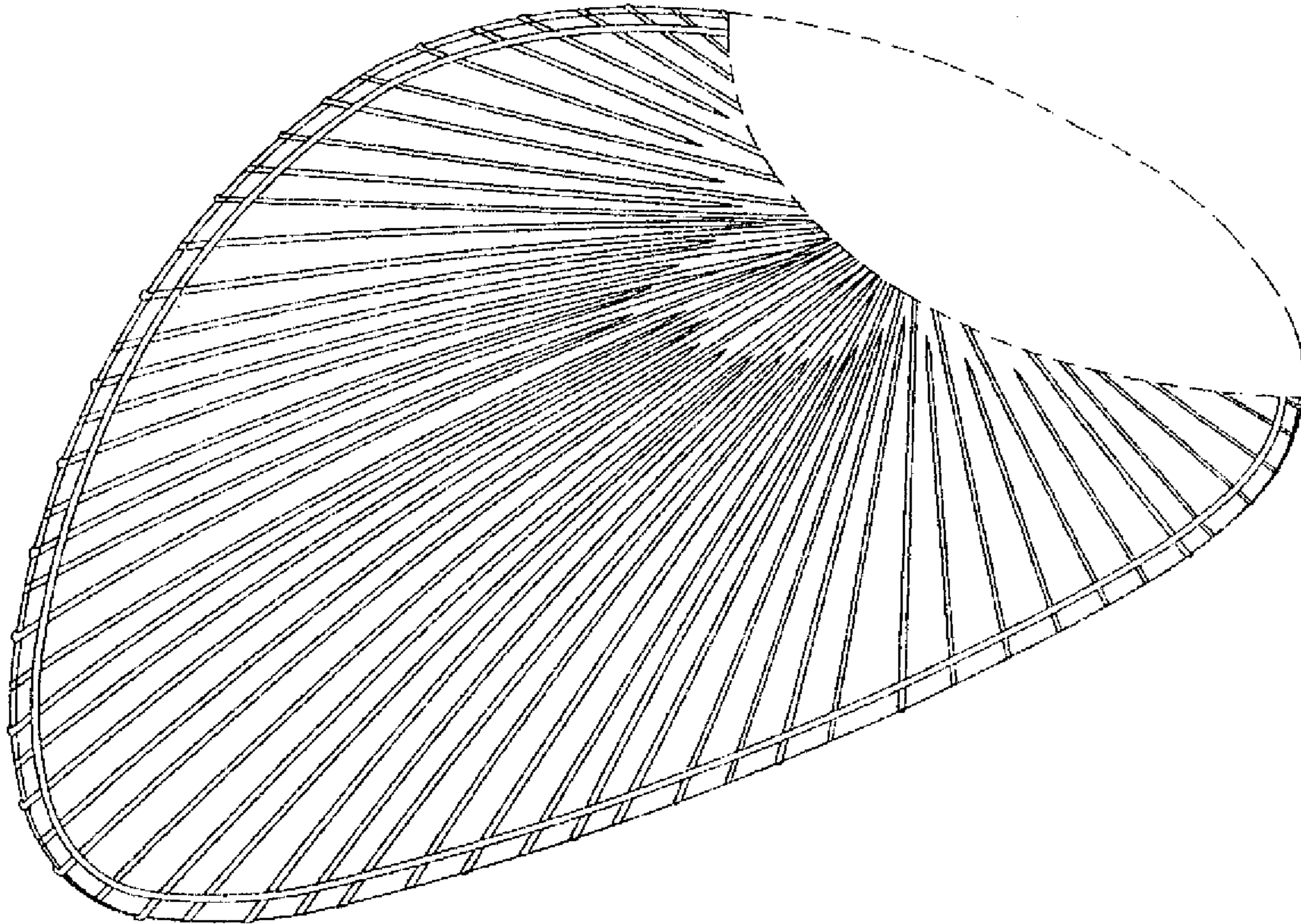


Fig. 1

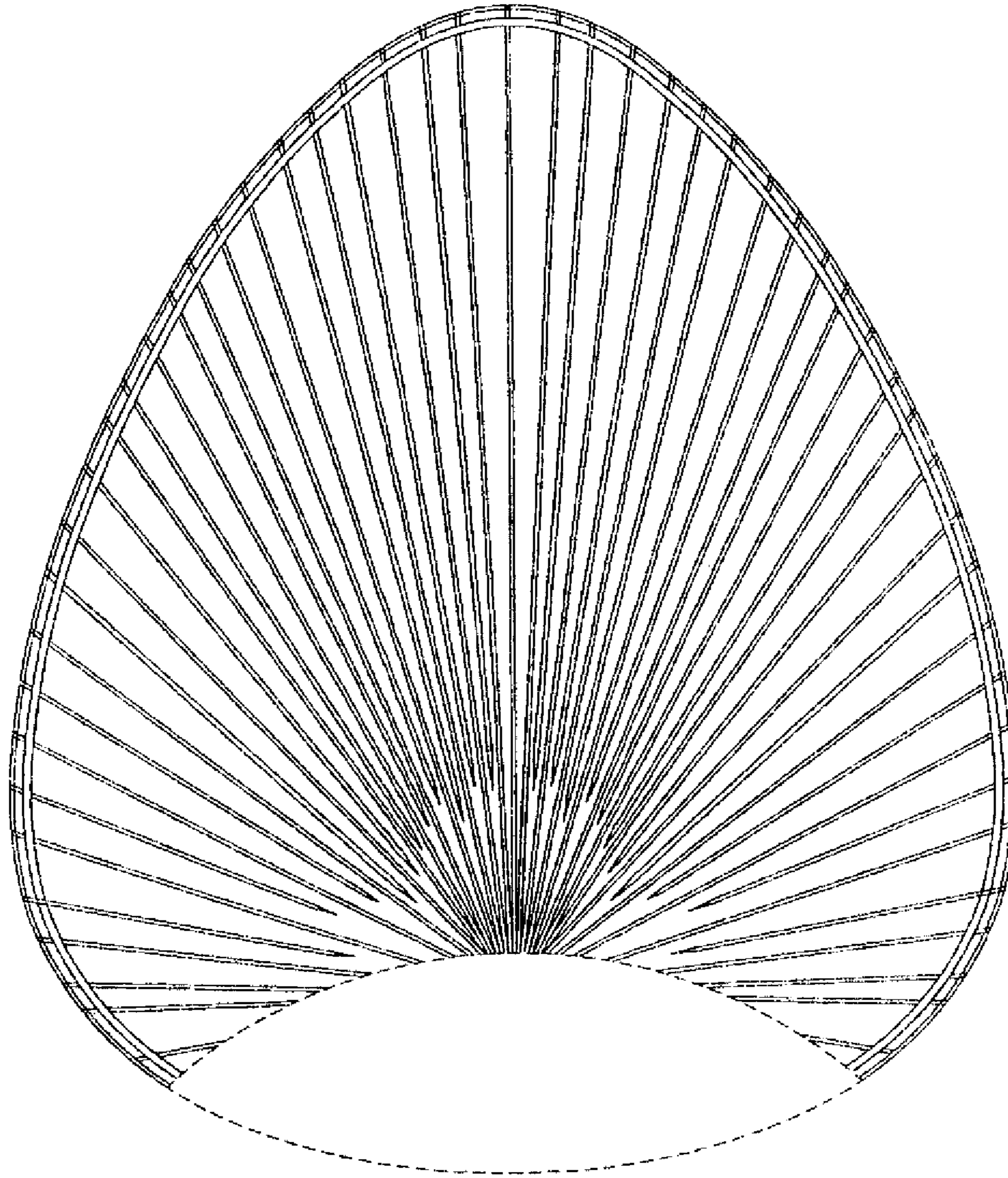


Fig. 2

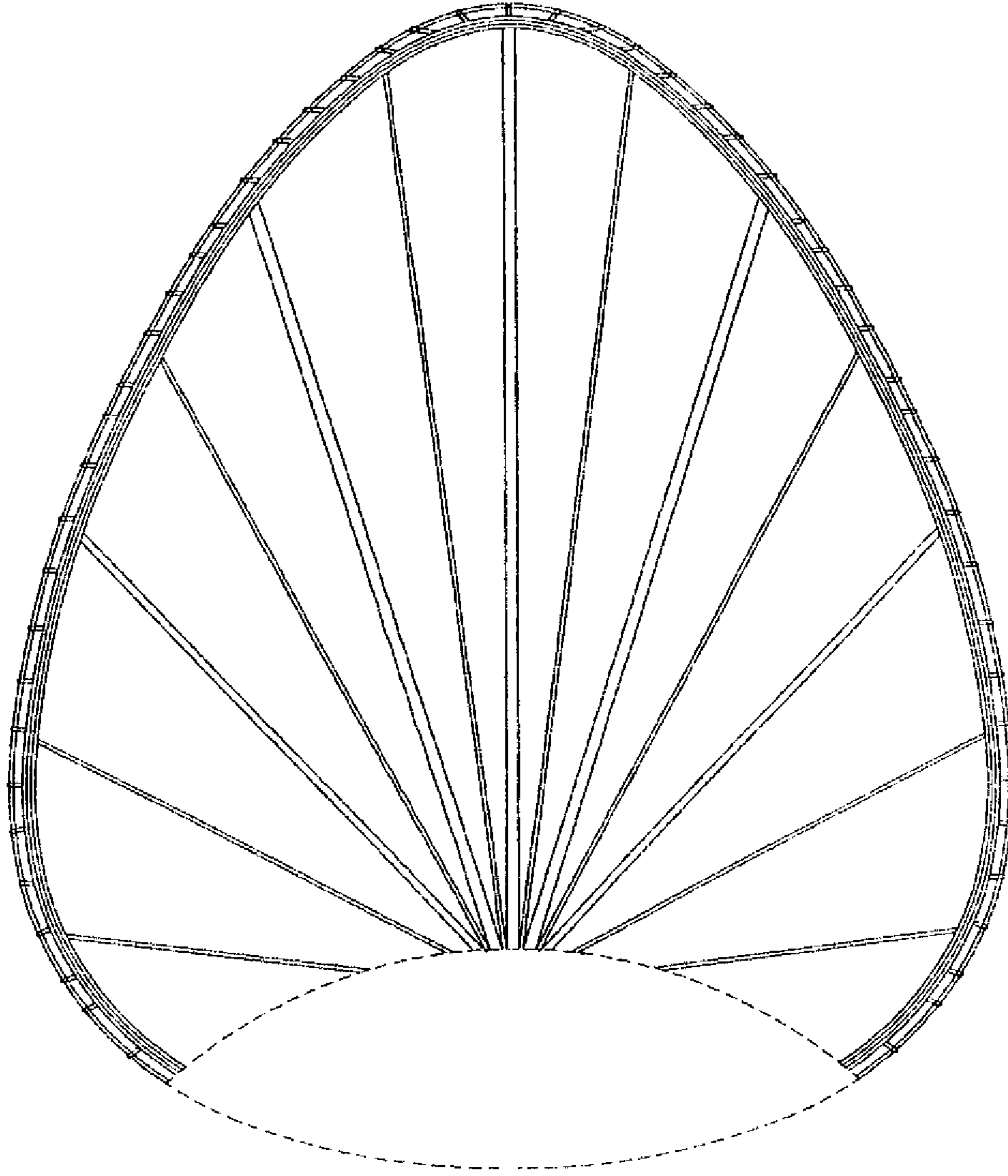


Fig. 3



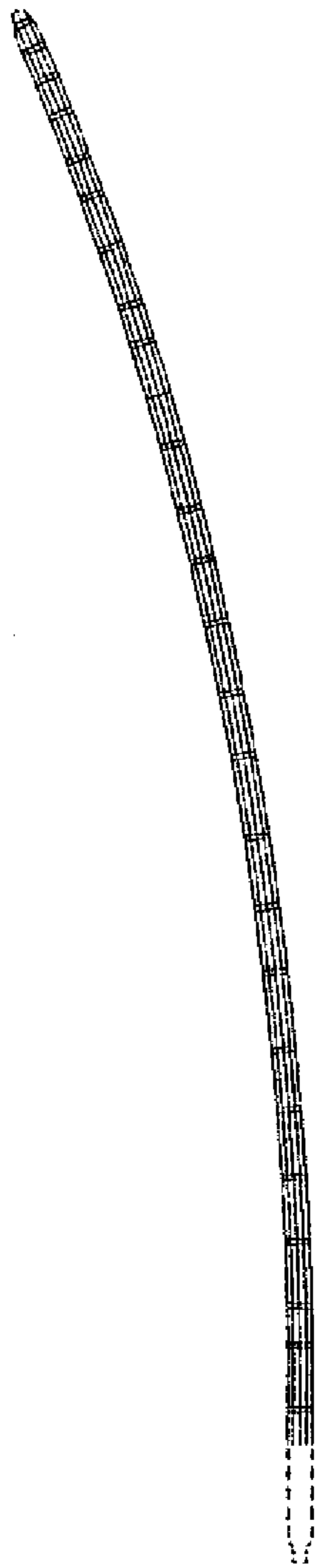


Fig. 4

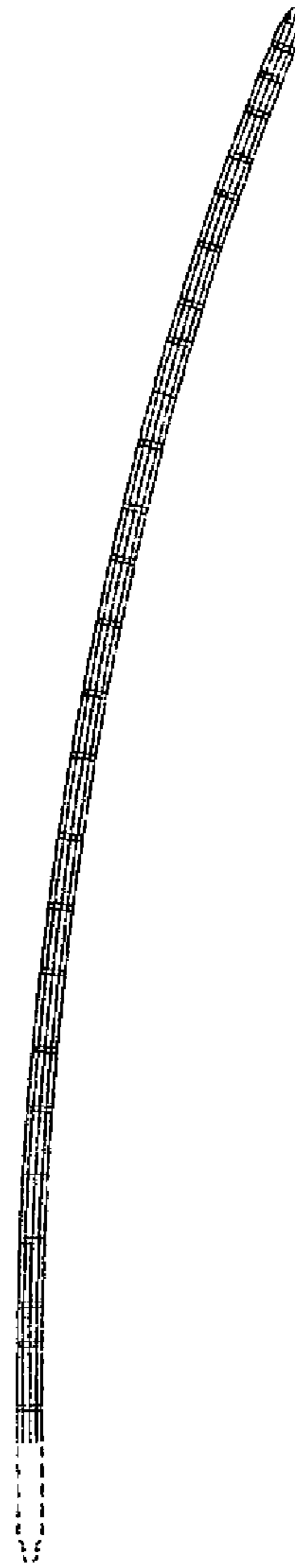


Fig. 5

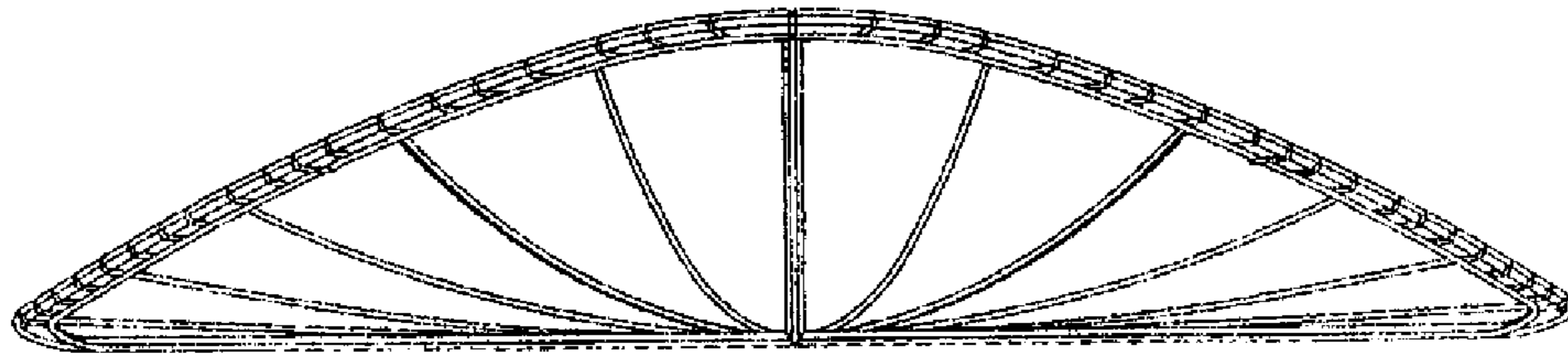


Fig. 6

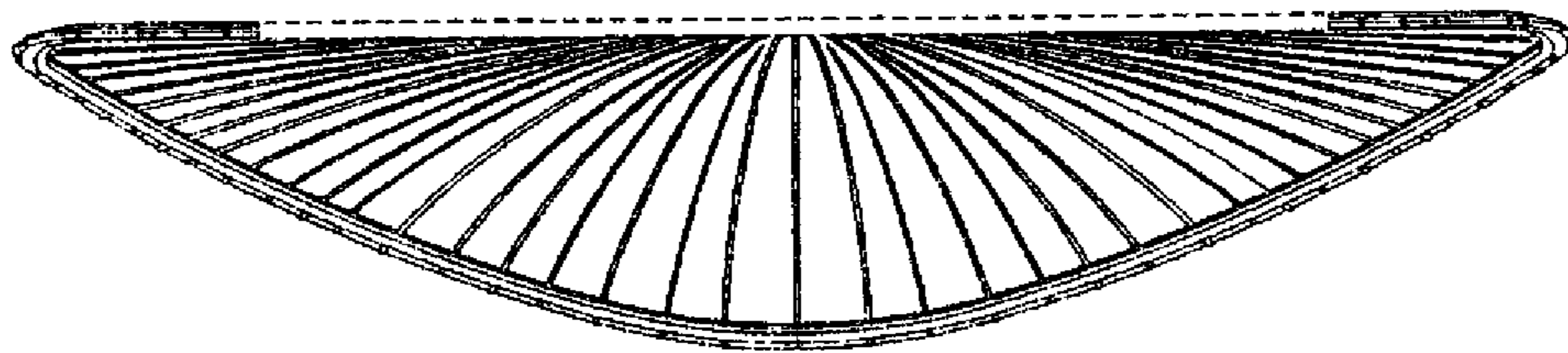


Fig. 7