



US00D633192S

(12) **United States Design Patent**  
**Valentino et al.**

(10) **Patent No.:** **US D633,192 S**  
(45) **Date of Patent:** **\*\* Feb. 22, 2011**

(54) **FRAGRANCE DIFFUSER SHIELD**  
(75) Inventors: **Heidi Valentino**, New York, NY (US);  
**Kathryn Ludwig**, New York, NY (US);  
**Robert Arthur Buenzow**, Hamilton, IL  
(US); **Christopher Edward Young**,  
Industry, IL (US)

(73) Assignee: **Bath & Body Works Brand**  
**Management, Inc.**, Reynoldsburg, OH  
(US)

(\*\*) Term: **14 Years**

(21) Appl. No.: **29/349,881**

(22) Filed: **May 13, 2010**

(51) **LOC (9) Cl.** ..... **28-99**

(52) **U.S. Cl.** ..... **D23/366**

(58) **Field of Classification Search** ..... D23/355-369;  
D28/5, 6; 261/DIG. 17, DIG. 42, DIG. 65,  
261/DIG. 88, DIG. 89; 392/386, 390, 391,  
392/392, 394, 395, 389, 393; 239/34, 35,  
239/43-45, 53, 56, 57, 60, 326, 42, 50, 55

See application file for complete search history.

(56) **References Cited**

U.S. PATENT DOCUMENTS

D88,587 S	12/1932	Steffens
D88,588 S	12/1932	Steffens
D88,589 S	12/1932	Steffens
D345,787 S	4/1994	Martin
D346,207 S	4/1994	Martin
D365,390 S	12/1995	King
D430,659 S	9/2000	Zaragoza et al.
D466,205 S	11/2002	Garcia
D477,067 S	7/2003	Lonczak et al.
D484,583 S	12/2003	Hunt et al.
D493,516 S	7/2004	Harbutt et al.

D493,876 S	8/2004	Wirthman et al.
D493,877 S	8/2004	Wirthman et al.
D495,046 S	8/2004	Wirthman et al.
D497,422 S	10/2004	Wirthman et al.
D498,526 S	11/2004	Emrich
D501,545 S	2/2005	Wirthman et al.
D506,817 S *	6/2005	Wirthman et al. .... D23/367
D508,285 S	8/2005	Velicescu
D508,557 S	8/2005	Morrill
D511,206 S	11/2005	Emrich
D522,119 S	5/2006	Baraky et al.
D570,980 S *	6/2008	Isono et al. .... D23/366
D574,076 S *	7/2008	Baraky .... D23/366
D607,553 S	1/2010	Roller
D607,985 S	1/2010	Roller

\* cited by examiner

*Primary Examiner*—Sandra Snapp

(74) *Attorney, Agent, or Firm*—Ward & Olivo

(57) **CLAIM**

The ornamental design for an fragrance diffuser shield, as shown and described.

**DESCRIPTION**

FIG. 1 is a perspective view of a fragrance diffuser shield having broken lines illustrating an electric fragrance diffuser and a decorative faceplate for illustrative purposes only and forming no part of the claimed design;

FIG. 2 is a perspective view of the fragrance diffuser shield;

FIG. 3 is a front view thereof;

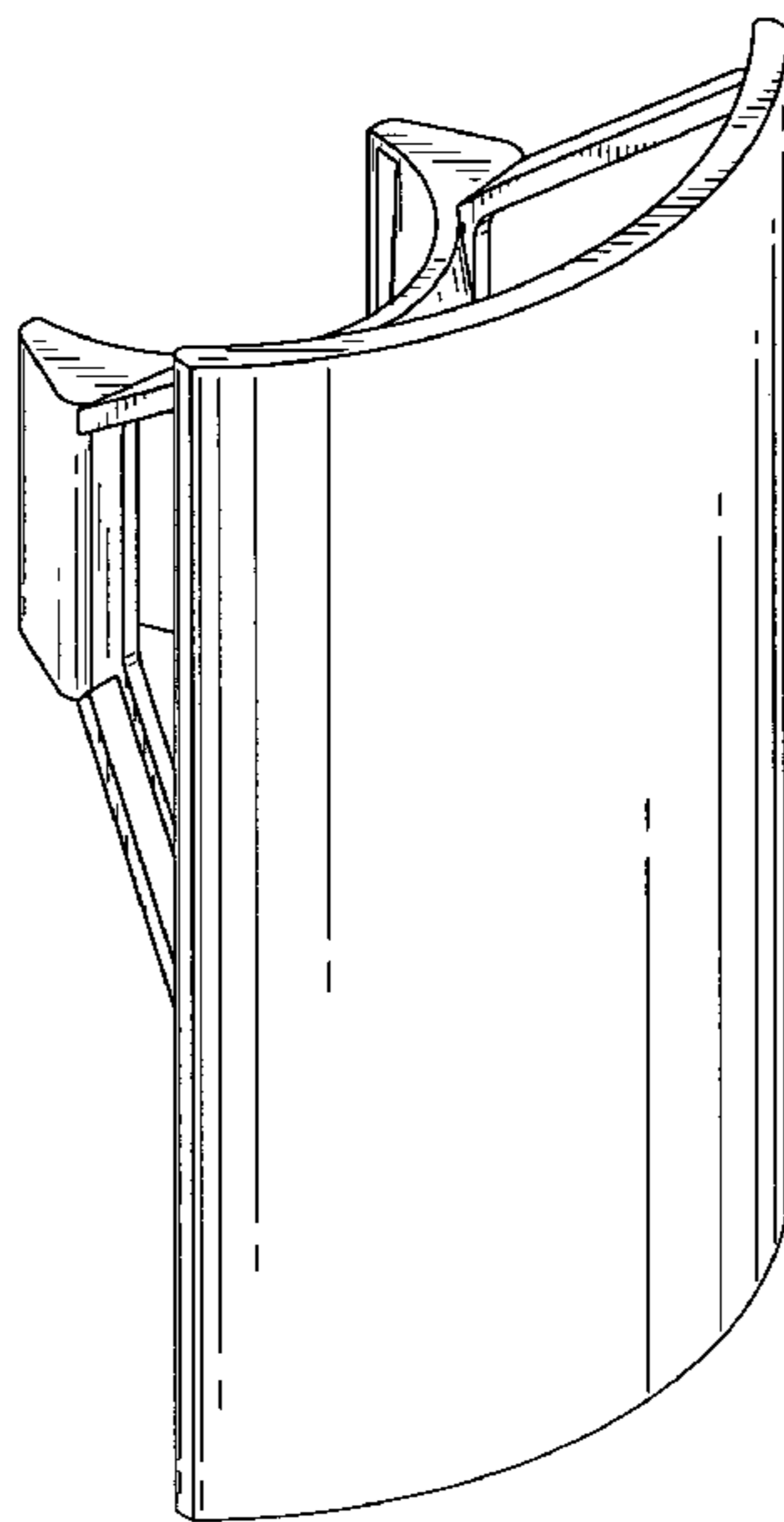
FIG. 4 is a back view thereof;

FIG. 5 is a right side view, the left side view being a mirror image thereof;

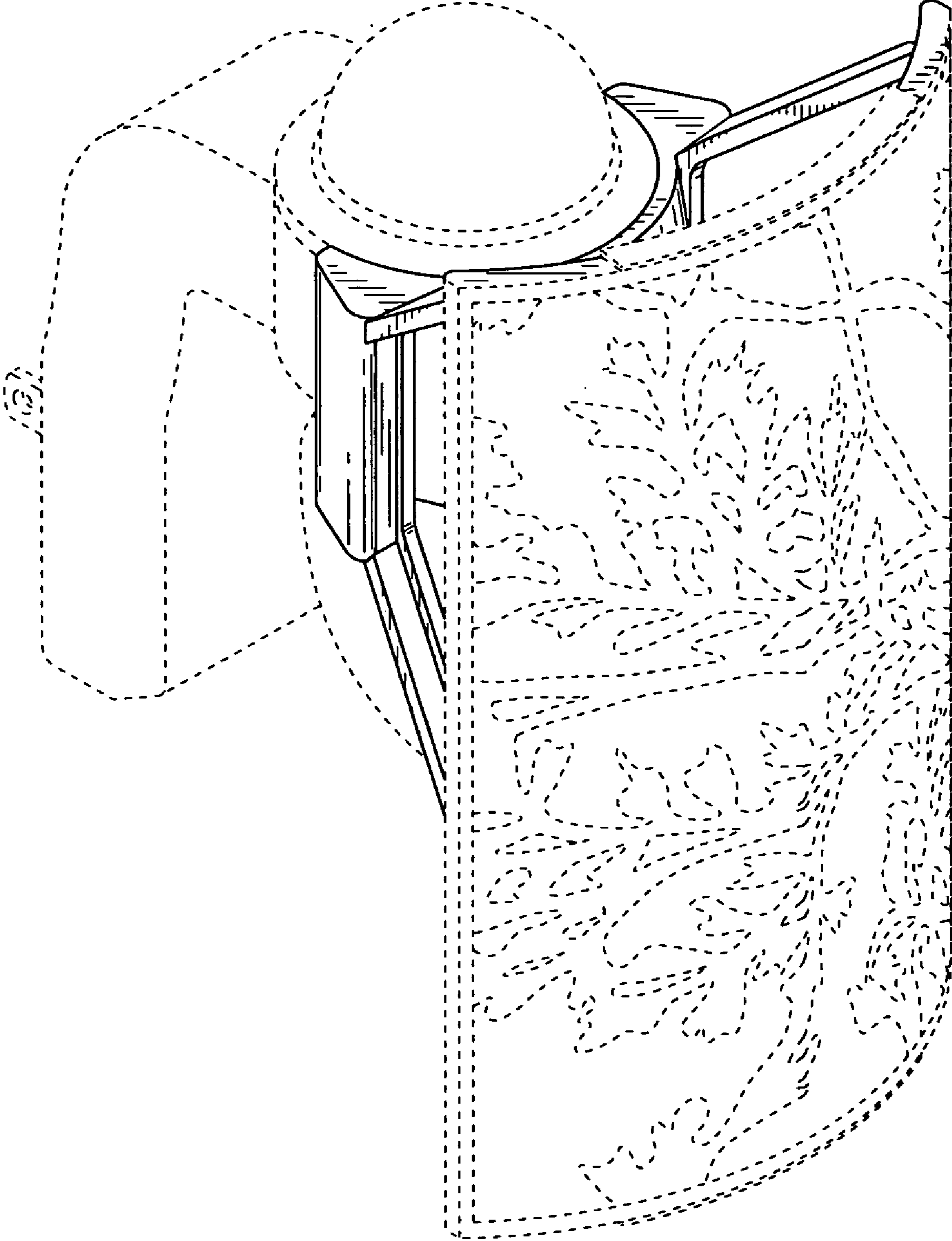
FIG. 6 is a top view thereof; and,

FIG. 7 is a bottom view thereof.

**1 Claim, 4 Drawing Sheets**



**FIG. 1**



**FIG. 2**

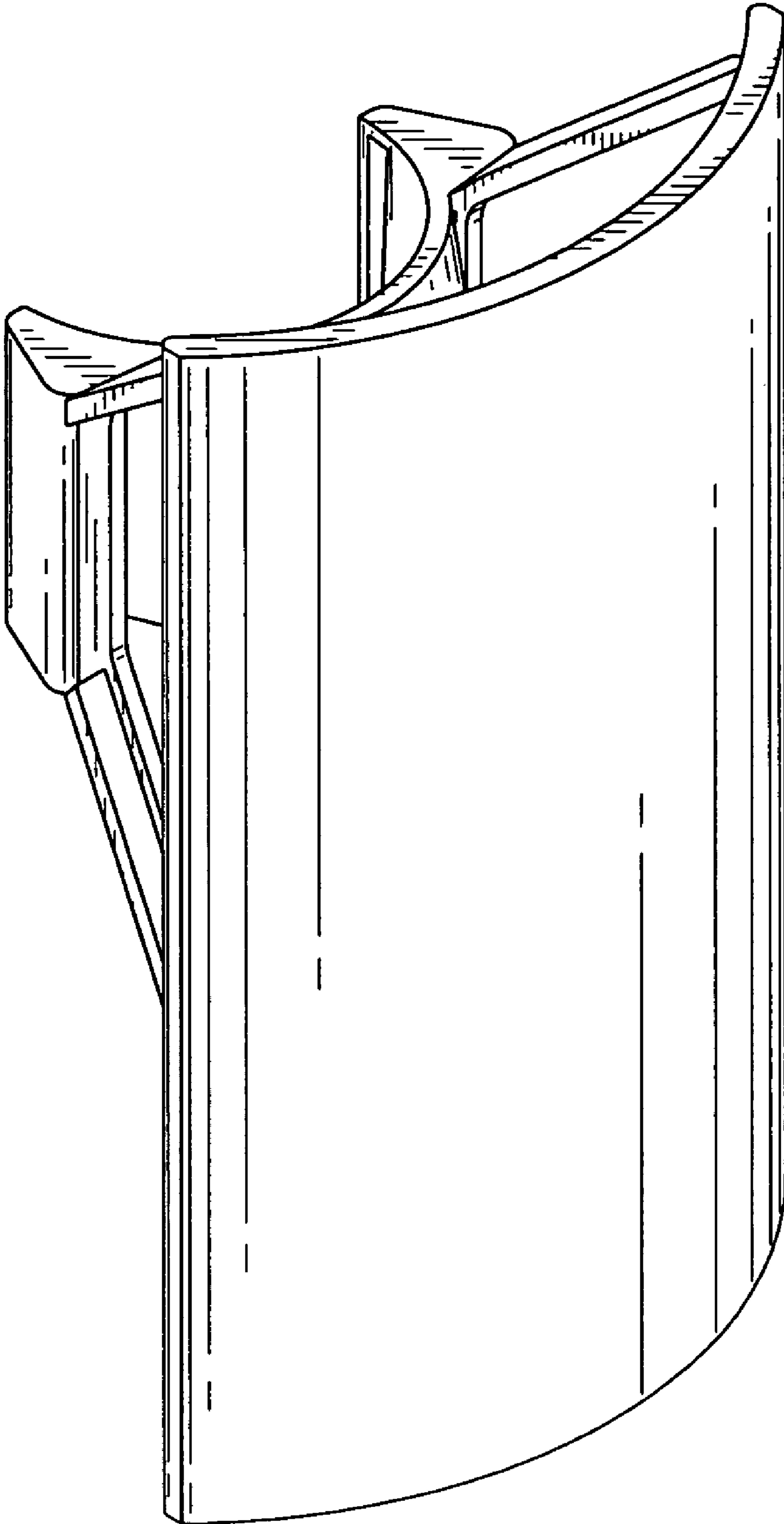


FIG. 3

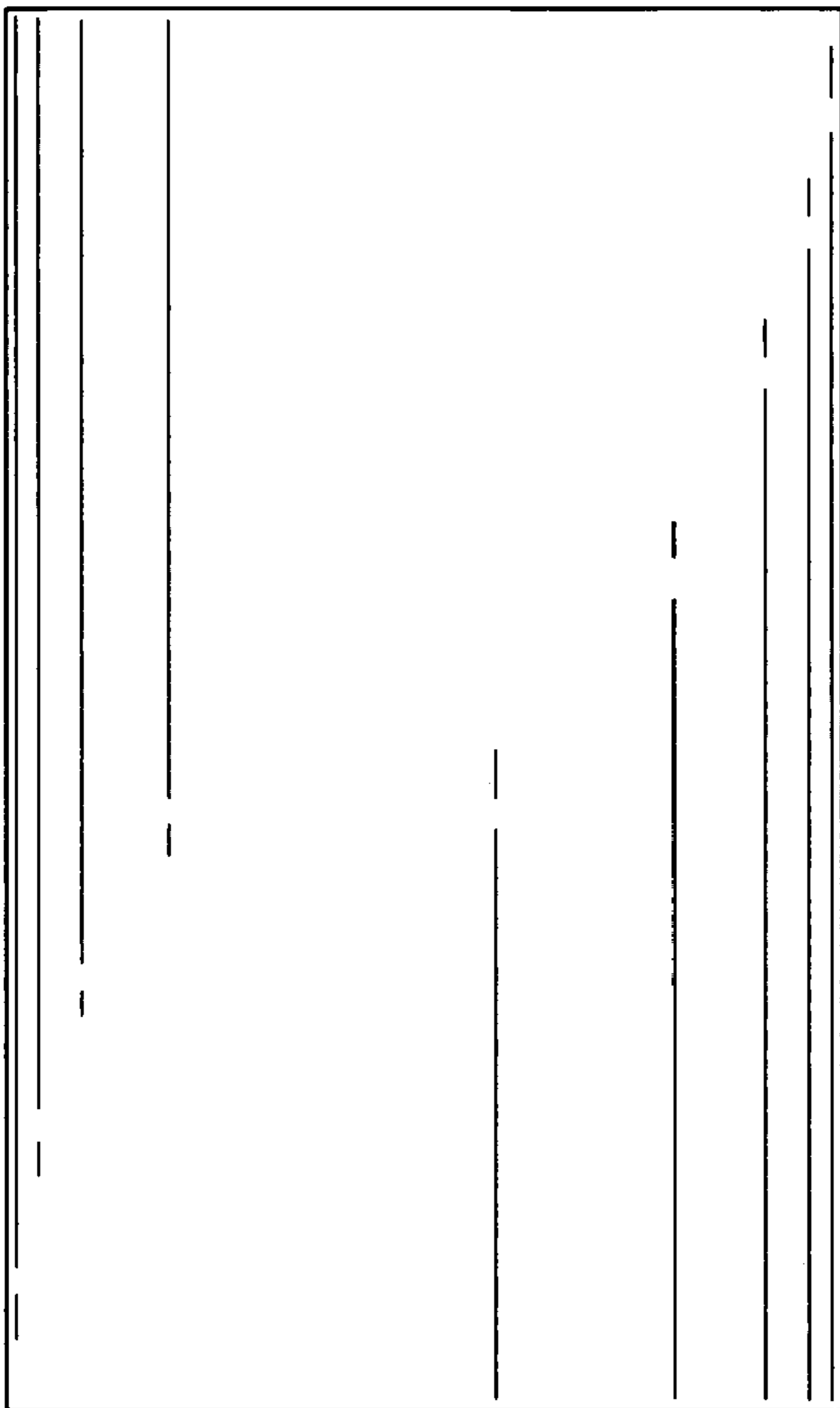
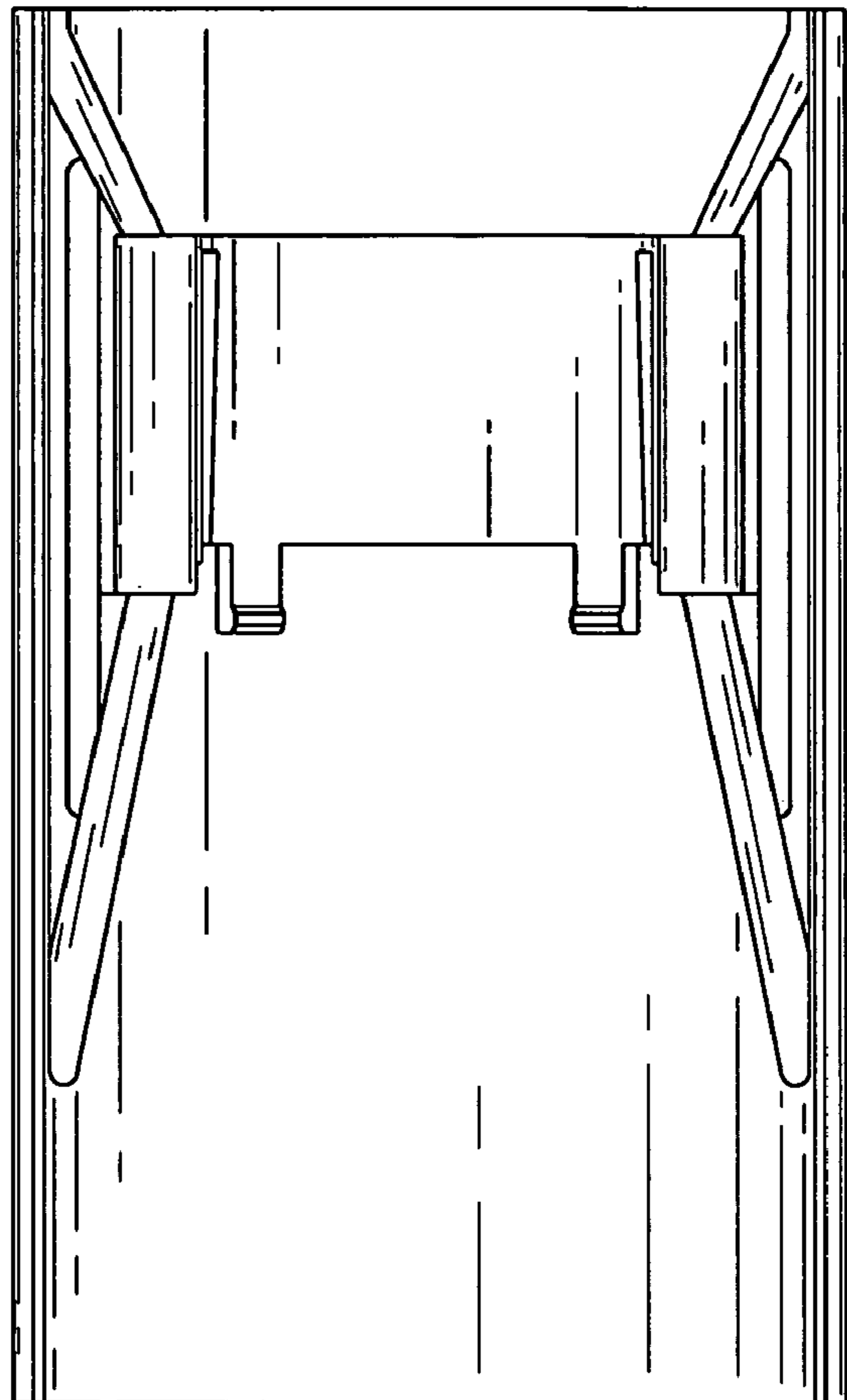
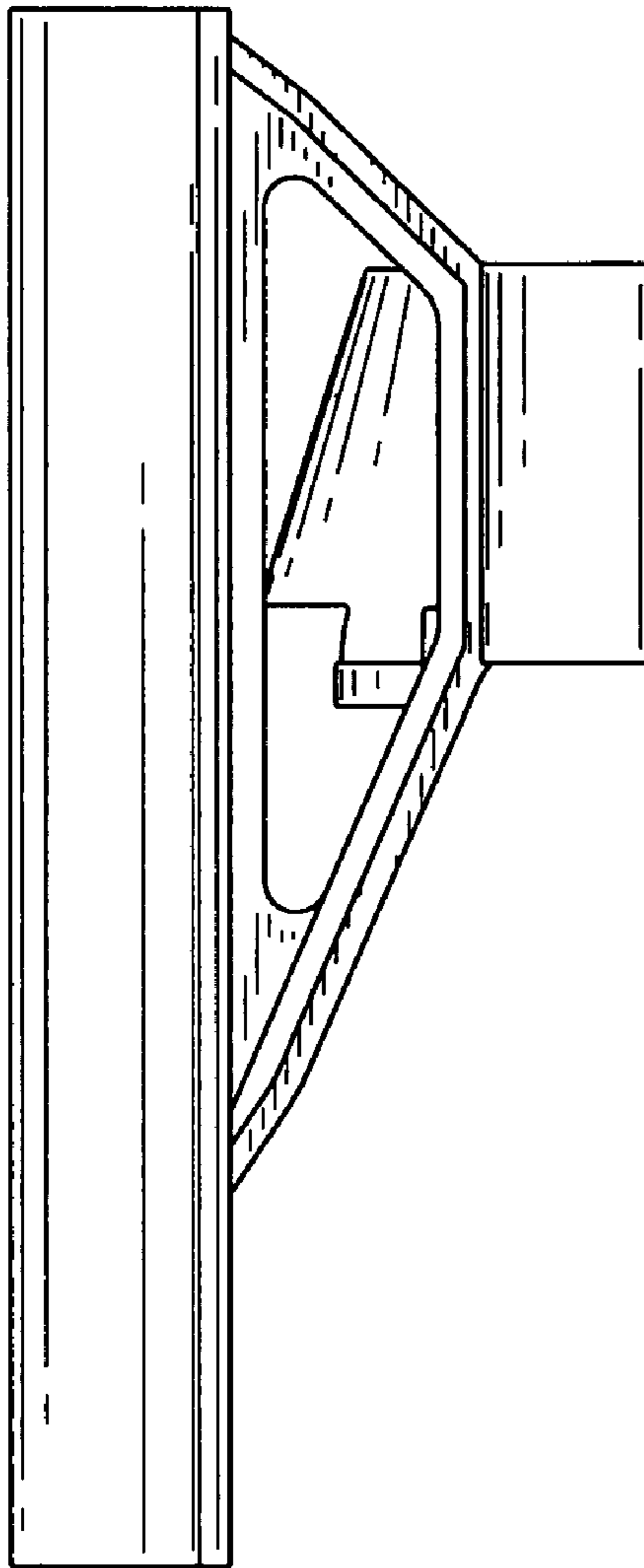


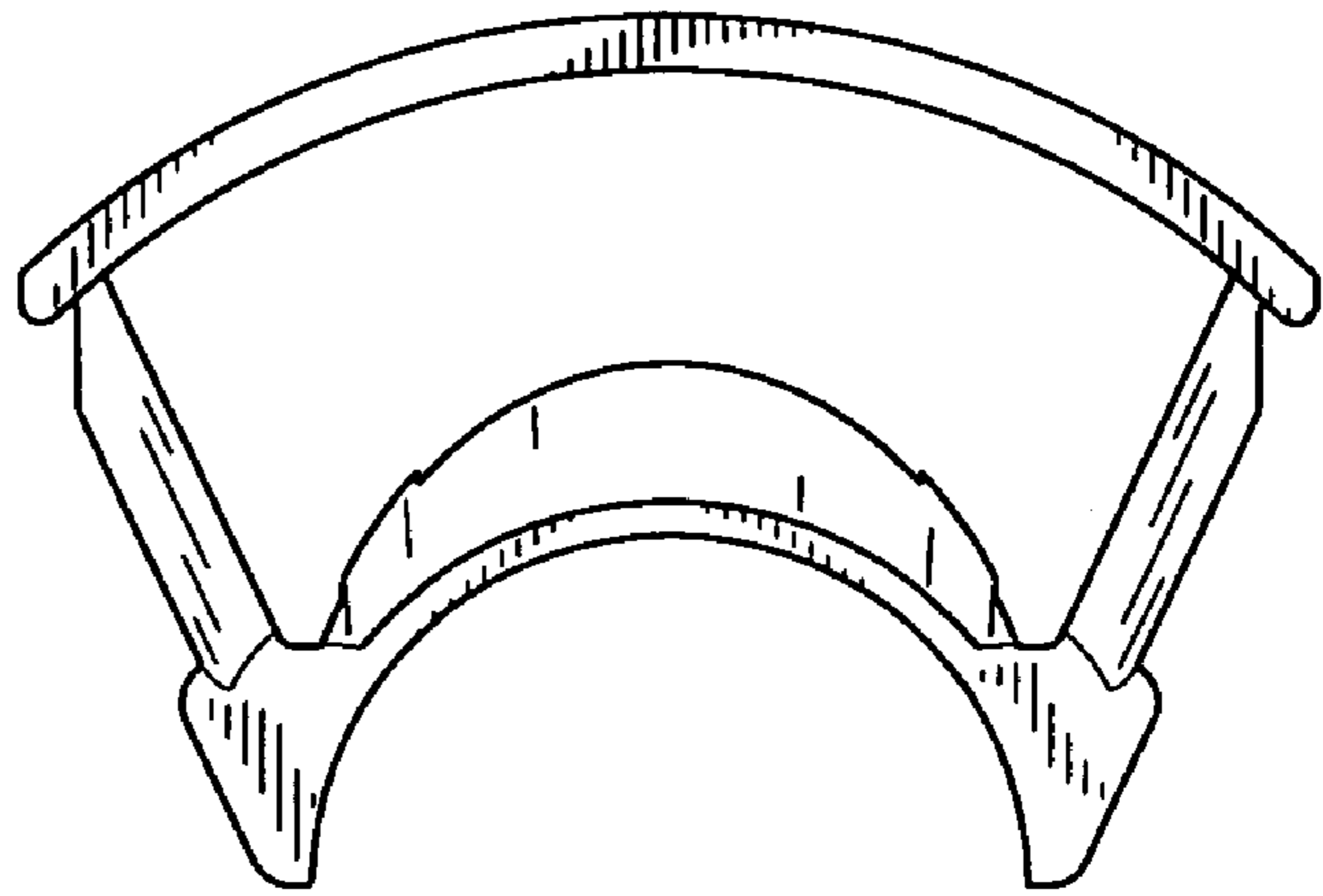
FIG. 4



**FIG. 5**



**FIG. 6**



**FIG. 7**

