



US00D633189S

(12) **United States Design Patent**
Berge et al.

(10) **Patent No.:** **US D633,189 S**

(45) **Date of Patent:** **** Feb. 22, 2011**

(54) **DISH-STYLE ELECTRIC HEATER**

(75) Inventors: **Michael R. Berge**, Eau Claire, WI (US);
Shane R. Walker, Eau Claire, WI (US)

(73) Assignee: **National Presto Industries, Inc.**, Eau
Claire, WI (US)

(**) Term: **14 Years**

(21) Appl. No.: **29/350,601**

(22) Filed: **Nov. 19, 2009**

(51) **LOC (9) Cl.** **23-03**

(52) **U.S. Cl.** **D23/342**

(58) **Field of Classification Search** D23/317,
D23/332–342, 351, 355, 370, 378, 381, 364;
416/244 R, 247 R, 53.1, 53.2, 53.3; 392/365–369,
392/373–376

See application file for complete search history.

(56) **References Cited**

U.S. PATENT DOCUMENTS

D60,216 S *	1/1922	Carmean et al.	D23/341
D114,953 S *	5/1939	Johnson	D23/336
D312,684 S	12/1990	Geissler et al.		
D376,843 S *	12/1996	Wortham	D23/382
D385,022 S *	10/1997	Glenn et al.	D23/337
D391,355 S	2/1998	Hedrington		
D416,619 S *	11/1999	Ediger et al.	D23/411
D437,036 S *	1/2001	Chen	D23/336
6,215,956 B1 *	4/2001	Lee	392/440
D454,945 S *	3/2002	Choi	D23/336
D456,067 S	4/2002	Kalina et al.		

6,610,082 B2 *	8/2003	Park	607/96
6,705,835 B2 *	3/2004	Lee	416/31
D503,220 S *	3/2005	Kim	D23/332
D507,338 S *	7/2005	Blateri	D23/335
D507,635 S *	7/2005	Blateri	D23/335

* cited by examiner

Primary Examiner—T. Chase Nelson
Assistant Examiner—Eric L Goodman

(74) *Attorney, Agent, or Firm*—Patterson Thuent
Christensen Pedersen, P.A.

(57) **CLAIM**

We claim the ornamental design for the dish-style electric heater, as shown and described.

DESCRIPTION

FIG. 1 is a front, perspective view of a dish-style electric heater according to an embodiment of the invention.

FIG. 2 is a top view of the dish-style electric heater of FIG. 1.

FIG. 3 is a bottom view of the dish-style electric heater of FIG. 1.

FIG. 4 is a rear view of the dish-style electric heater of FIG. 1.

FIG. 5 is a left-side view of the dish-style electric heater of FIG. 1; and,

FIG. 6 is a front view of the dish-style electric heater of FIG. 1.

Items shown in broken lines are for illustrative purposes only and form no part of the claimed design.

1 Claim, 6 Drawing Sheets

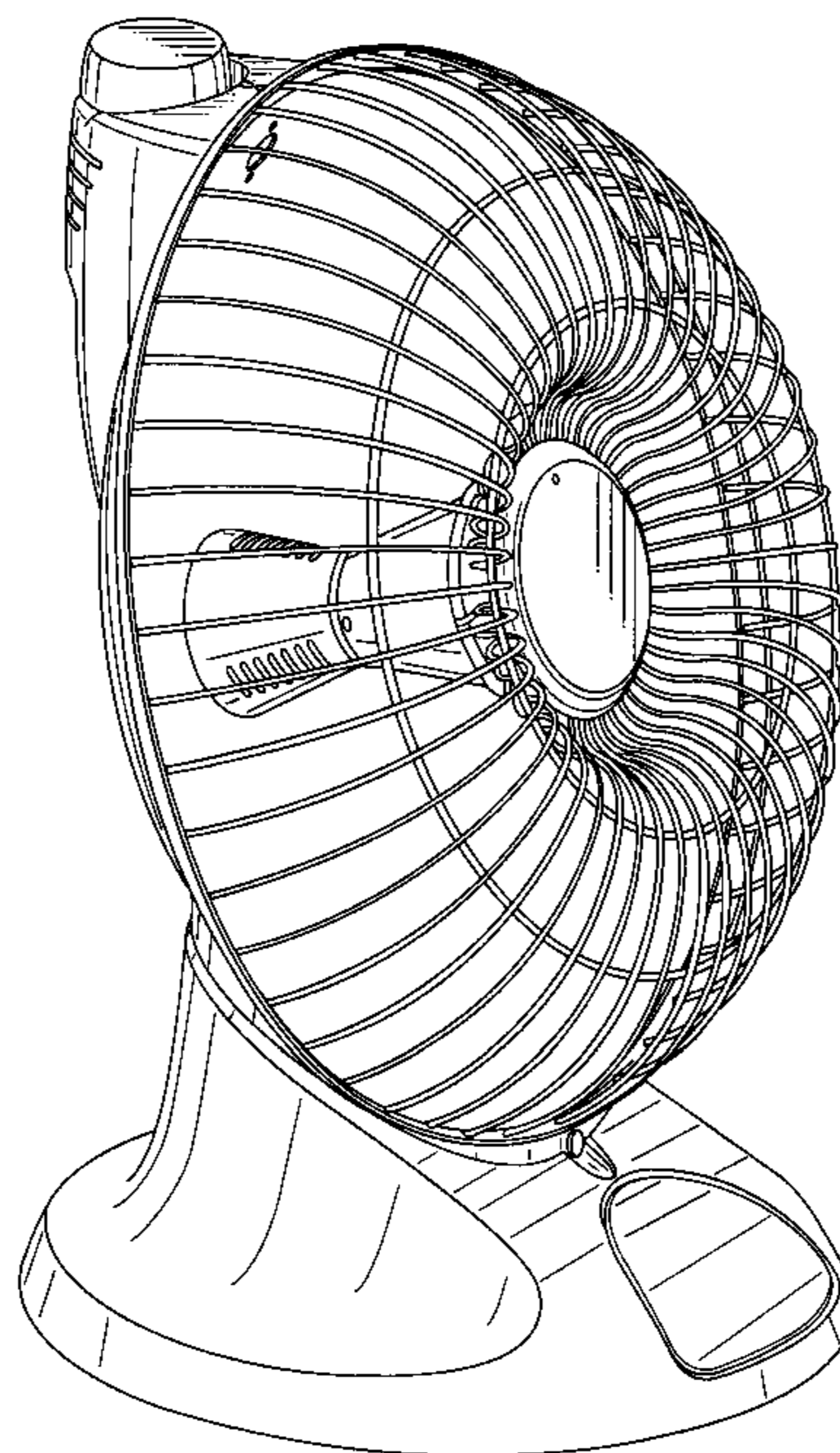


Fig. 1

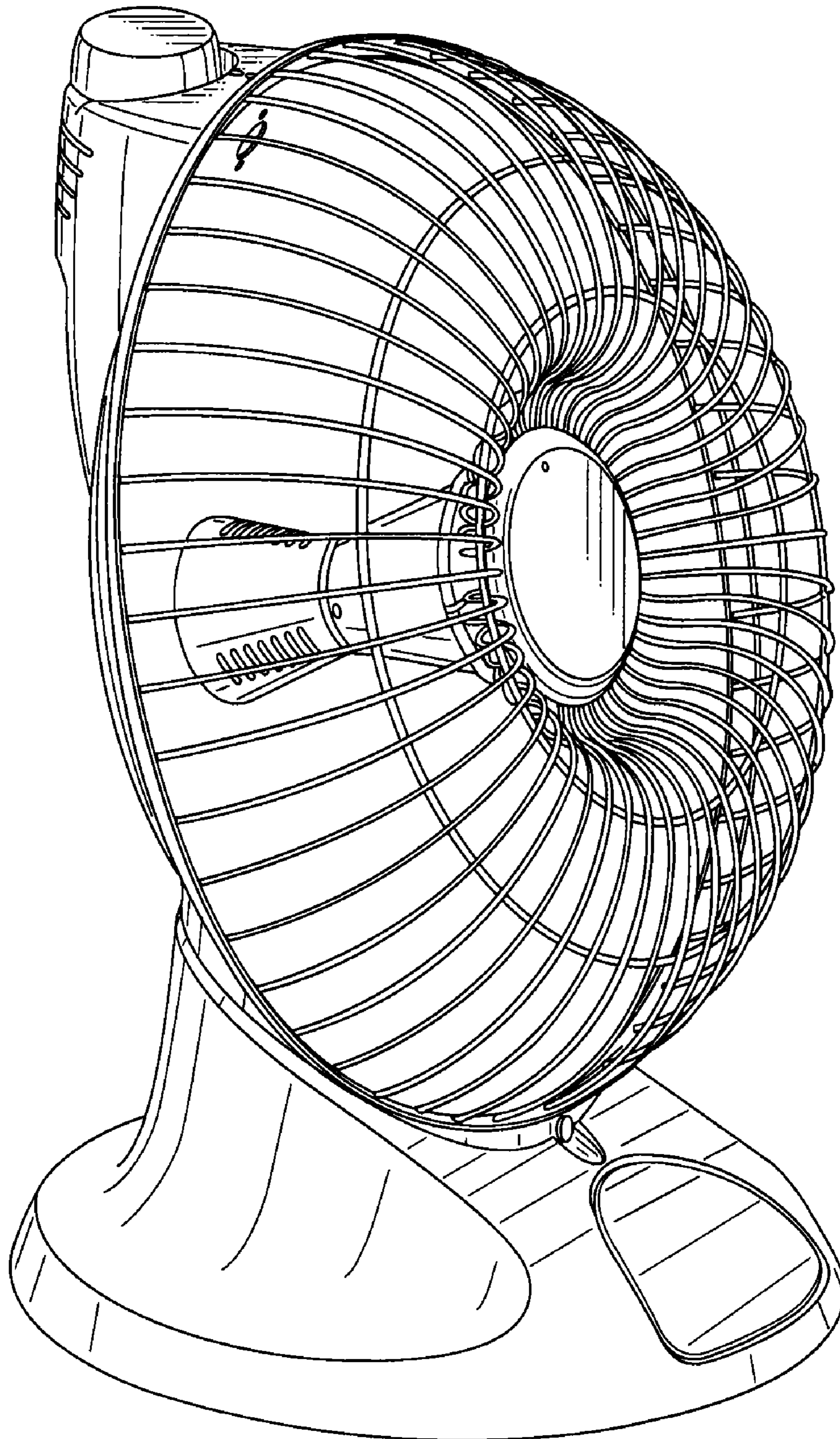


Fig. 2

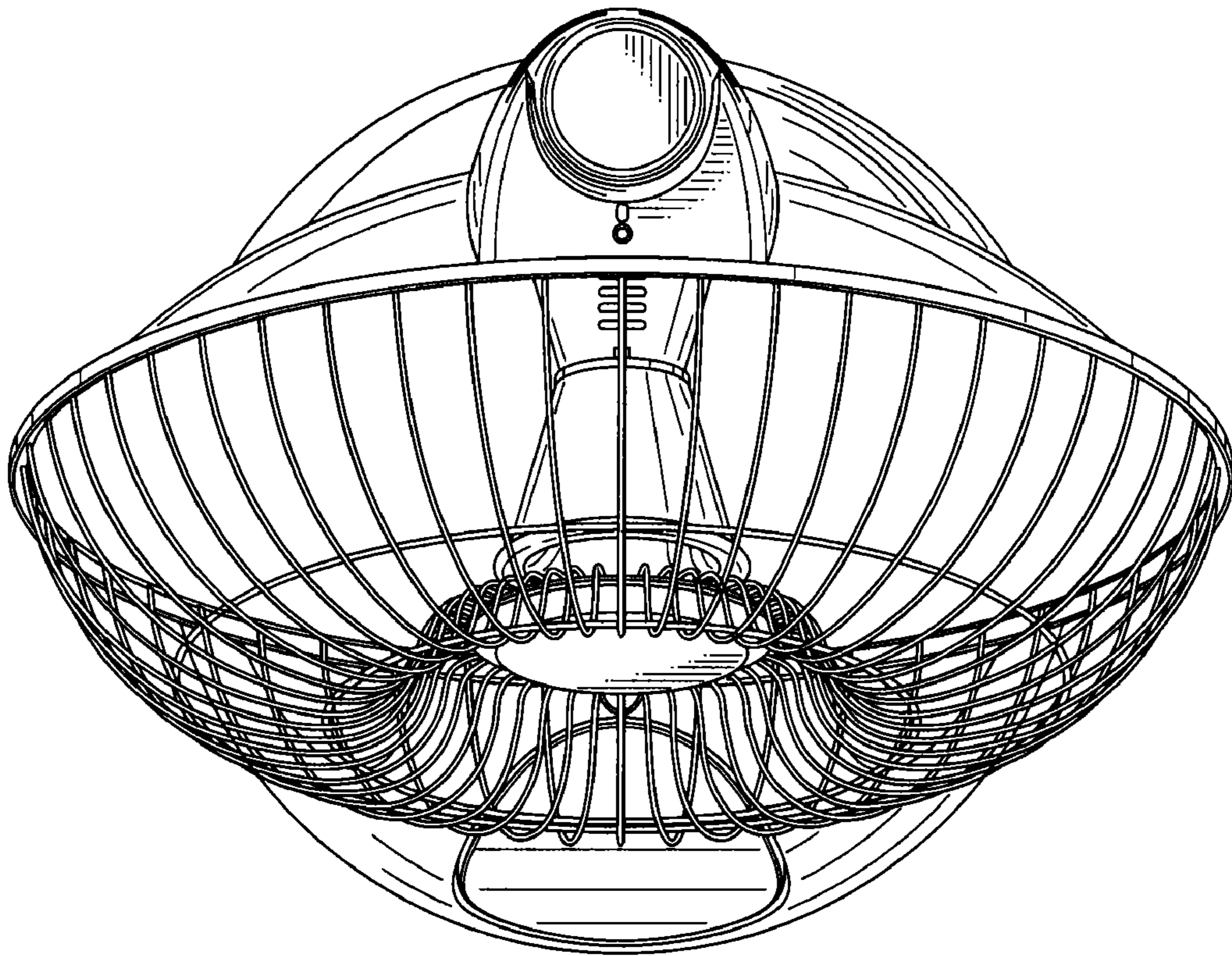


Fig. 3

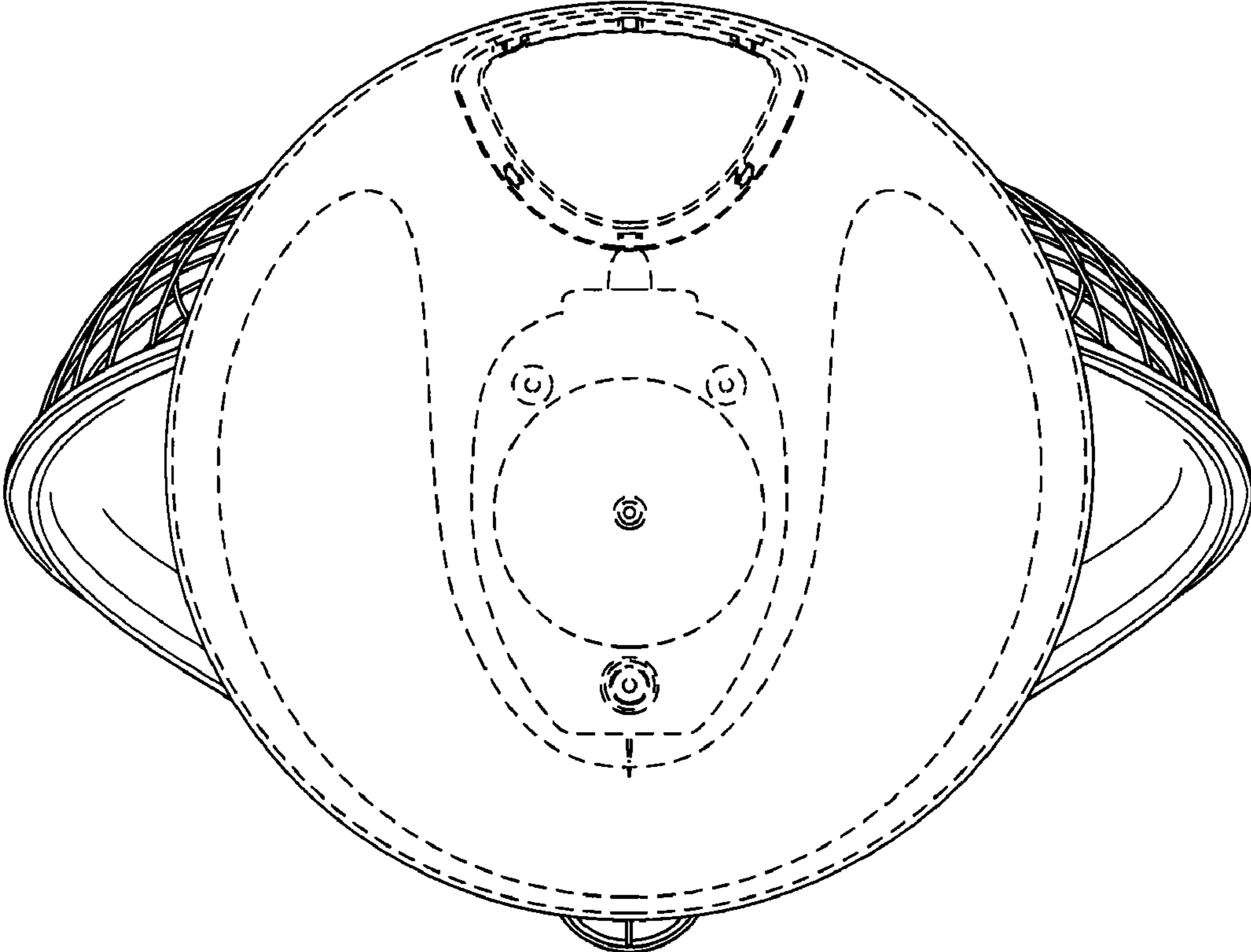


Fig. 4

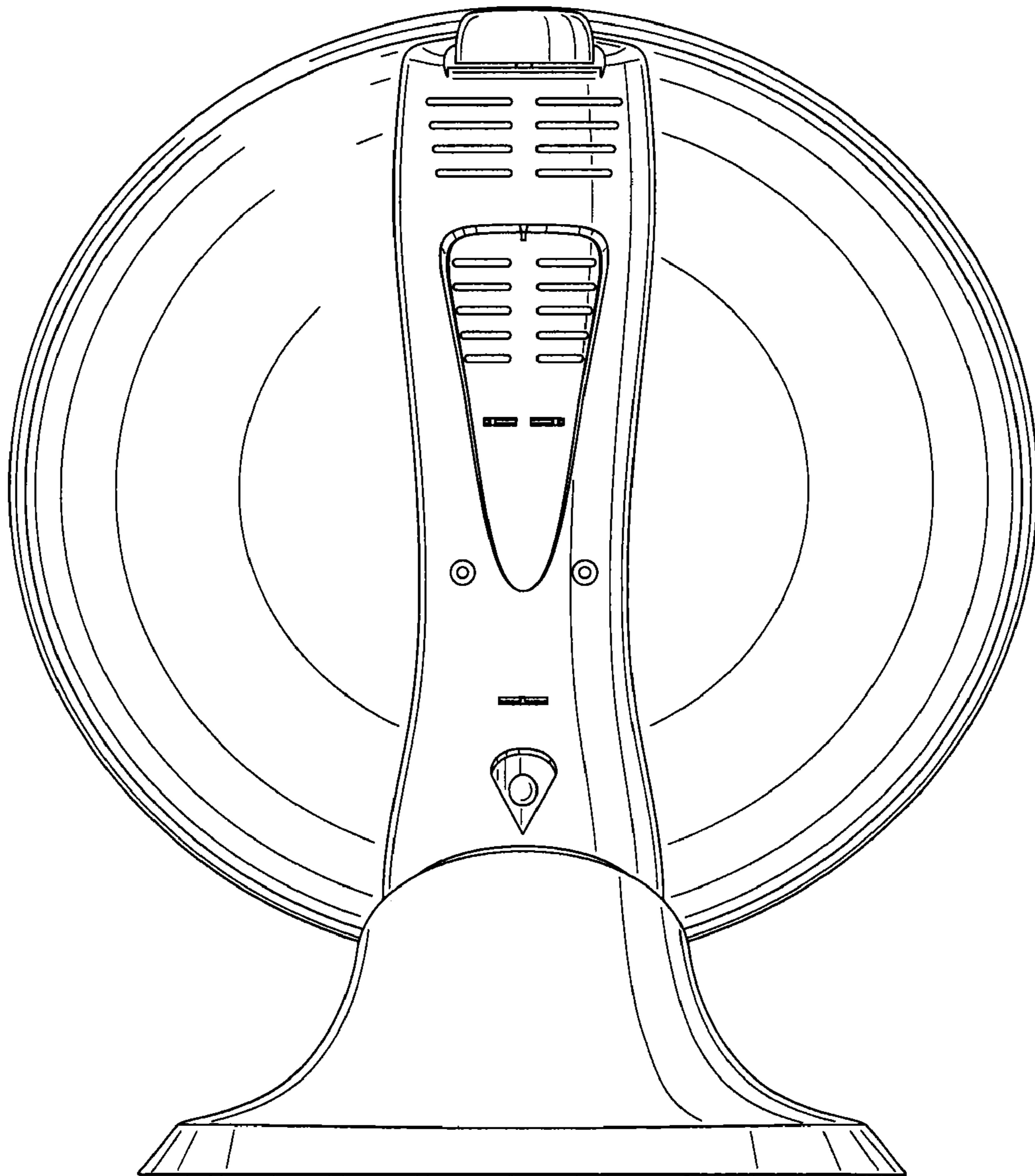


Fig. 5

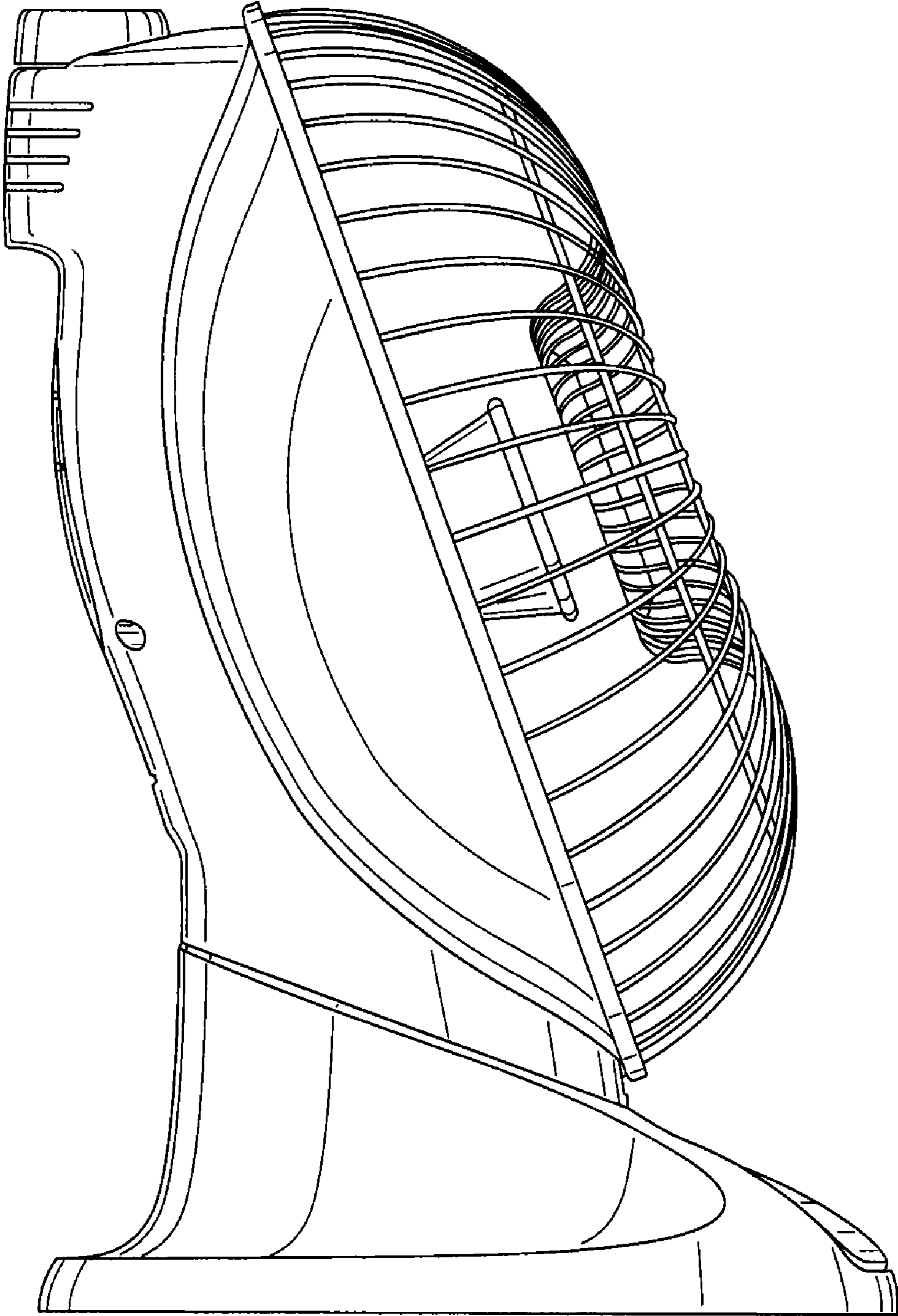


Fig. 6

