



US00D633182S

(12) **United States Design Patent**
Cohen

(10) **Patent No.:** **US D633,182 S**

(45) **Date of Patent:** **** Feb. 22, 2011**

(54) **VALVE SUPPORT SHELF FOR TOILET ATTACHMENT**

(76) **Inventor:** **Marvin C. Cohen**, 19 Pierce Rd., Egg Harbor Township, NJ (US) 08234

(**) **Term:** **14 Years**

(21) **Appl. No.:** **29/272,783**

(22) **Filed:** **Feb. 16, 2007**

(51) **LOC (9) Cl.** **23-01**

(52) **U.S. Cl.** **D23/249**

(58) **Field of Classification Search** D6/513,
D6/567, 574; D7/554, 553.5, 550.1, 553.8;
D19/35; D23/249

See application file for complete search history.

(56) **References Cited**

U.S. PATENT DOCUMENTS

D37,976	S	*	5/1906	Rhoads	D19/28
2,260,915	A	*	10/1941	Mummery	108/42
D180,118	S	*	4/1957	Styka	D19/35
D267,699	S	*	1/1983	Prawl	D8/380
D280,800	S	*	10/1985	Chalberg	D8/380
D308,461	S	*	6/1990	Hosea	D7/549
5,090,067	A	*	2/1992	Cogdill	4/420.2
5,458,089	A	*	10/1995	Rymer	119/162

D399,296	S	*	10/1998	Joss	D23/304
D408,056	S	*	4/1999	Broyles	D19/35
D409,655	S	*	5/1999	Broyles	D19/35
6,163,898	A	*	12/2000	Misch	4/443
6,185,759	B1	*	2/2001	Staudenmayer	4/663
D471,765	S	*	3/2003	Wellner	D7/550.1
6,941,590	B2	*	9/2005	Lim	4/420.4
D559,598	S	*	1/2008	Bickler et al.	D6/523

* cited by examiner

Primary Examiner—Ian Simmons

Assistant Examiner—Carissa C Fitts

(74) *Attorney, Agent, or Firm*—Norman E. Lehrer

(57) **CLAIM**

The ornamental design for a “valve support shelf for toilet attachment,” as shown and described.

DESCRIPTION

FIG. 1 is a top front perspective view of a “valve support shelf for toilet attachment” showing my new design;

FIG. 2 is a front elevational view thereof;

FIG. 3 is a rear elevational view thereof;

FIG. 4 is a right side elevational view thereof; and,

FIG. 5 is a left side elevational view thereof.

1 Claim, 1 Drawing Sheet

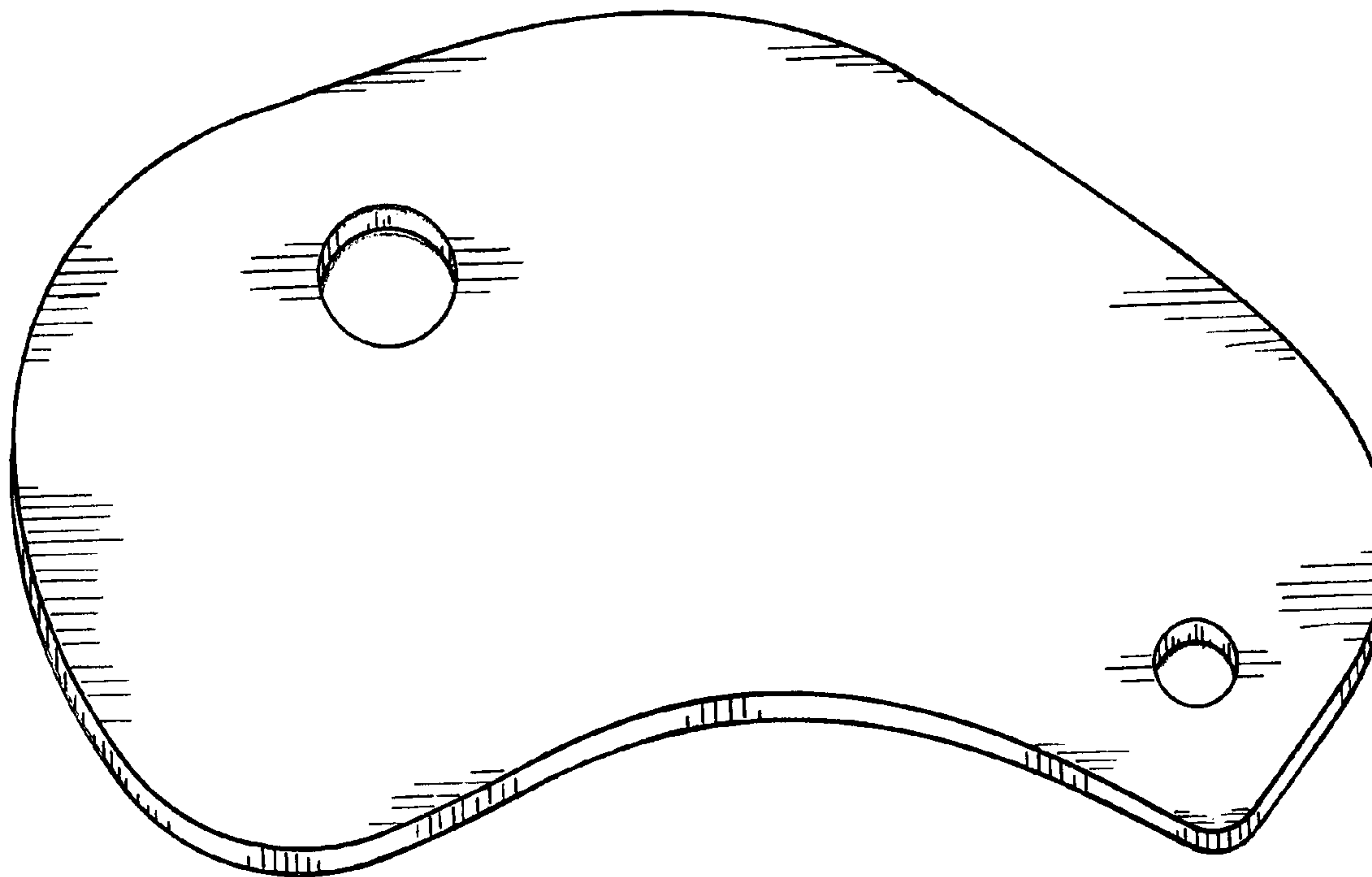


Fig. 1

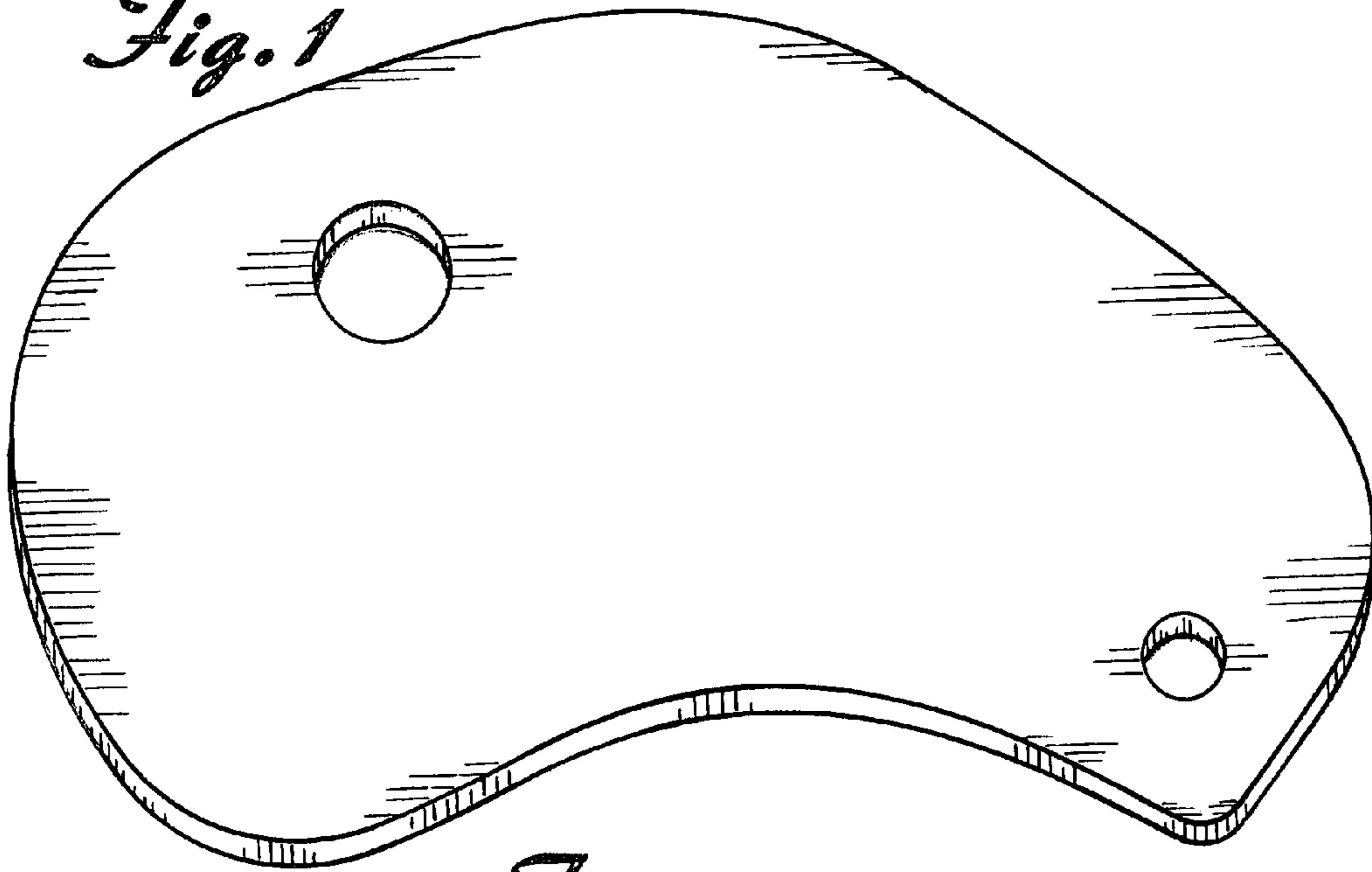


Fig. 2



Fig. 3




Fig. 4




Fig. 5

