



US00D633155S

(12) **United States Design Patent**
Brun

(10) **Patent No.:** **US D633,155 S**

(45) **Date of Patent:** **** Feb. 22, 2011**

(54) **EXERCISE TUBE**

(76) **Inventor:** **Larry Brun**, 1730 Kamloops Street,
Windsor, Ontario (CA) N8W 5T6

(**) **Term:** **14 Years**

(21) **Appl. No.:** **29/346,521**

(22) **Filed:** **Nov. 2, 2009**

(51) **LOC (9) Cl.** **21-02**

(52) **U.S. Cl.** **D21/679**

(58) **Field of Classification Search** D21/662,
D21/679-684, 692, 694, 797-798; 482/44-46,
482/93, 105-108, 110-111, 148; D9/500,
D9/504, 428; 242/118.32

See application file for complete search history.

(56) **References Cited**

U.S. PATENT DOCUMENTS

2,368,450	A *	1/1945	Crooks	242/118.32
2,381,869	A *	8/1945	Amrhein et al.	242/118.32
2,509,810	A *	5/1950	Core, Jr.	482/108
2,659,547	A *	11/1953	Broadbent et al.	242/118.32
3,006,646	A *	10/1961	Nanni	482/45
3,341,196	A *	9/1967	Perretta	482/45
3,887,185	A *	6/1975	Landreville	273/109
4,154,018	A *	5/1979	Churchman	446/419
4,440,391	A *	4/1984	Saenz et al.	482/148
4,518,162	A *	5/1985	Oates	482/93
4,600,974	A *	7/1986	Lew et al.	362/102
D287,867	S *	1/1987	Wollersheim	D21/681
4,743,016	A *	5/1988	Van Derworp et al.	482/93
4,775,149	A *	10/1988	Wilson	482/126
D304,057	S *	10/1989	Cooper	D21/679
5,244,445	A *	9/1993	Amesquita	482/110
5,316,531	A *	5/1994	Spence	482/93

5,328,431	A *	7/1994	Winslow	482/106
5,364,325	A *	11/1994	Matthews	482/111
5,393,285	A *	2/1995	Fischer et al.	482/108
5,820,531	A *	10/1998	Choi	482/93
5,839,996	A *	11/1998	Gooding	482/106
6,106,438	A *	8/2000	Dean	482/44
6,306,064	B2 *	10/2001	Globus	482/44
D451,564	S *	12/2001	Dean	D21/684
6,379,286	B1 *	4/2002	Scopino et al.	482/93
D469,135	S *	1/2003	Bell	D21/662
6,599,222	B2 *	7/2003	Wince	482/106
D517,411	S *	3/2006	Okimoto	D9/504
D544,554	S *	6/2007	Brun	D21/680
D579,990	S *	11/2008	Dalcourt	D21/680
D610,637	S *	2/2010	Ford	D21/684
7,749,145	B2 *	7/2010	Allen et al.	482/148
2006/0223682	A1 *	10/2006	Joe	482/93

* cited by examiner

Primary Examiner—Susan E Krakower

(74) *Attorney, Agent, or Firm*—Macleod Dixon LLP

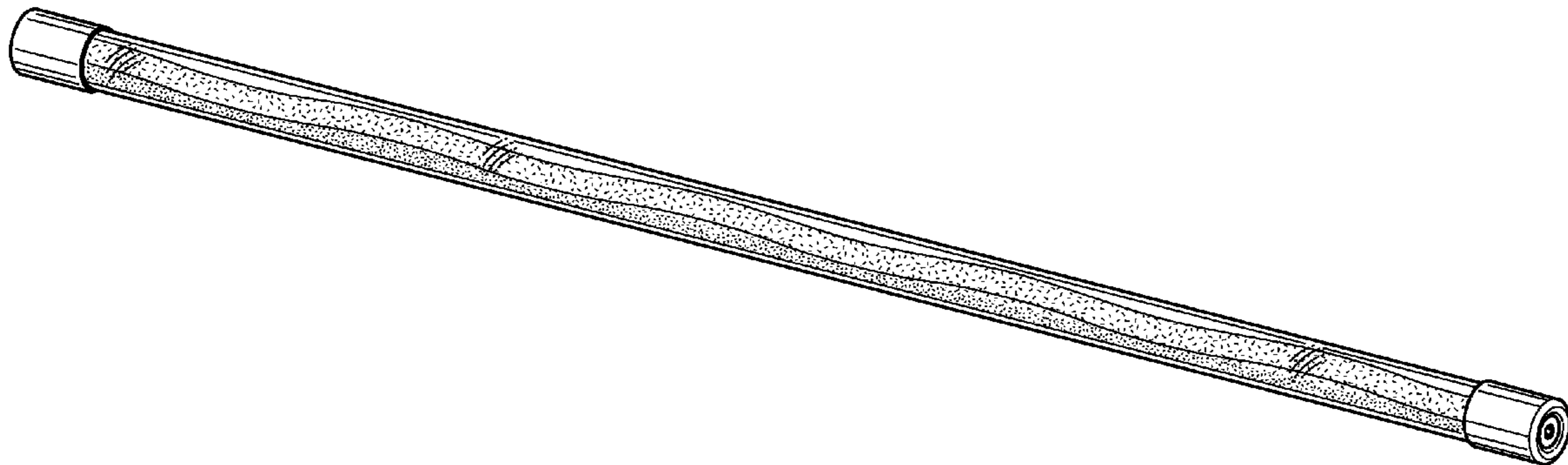
(57) **CLAIM**

The ornamental design for an exercise tube, as shown and described.

DESCRIPTION

FIG. 1 is a front perspective view of the exercise tube.
FIG. 2 is a back perspective view of the exercise tube.
FIG. 3 is a front elevational view of the exercise tube.
FIG. 4 is an enlarged top plan view of the exercise tube.
FIG. 5 is an enlarged bottom plan view of the exercise tube;
and,
FIG. 6 is a back elevational view of the exercise tube.

1 Claim, 2 Drawing Sheets



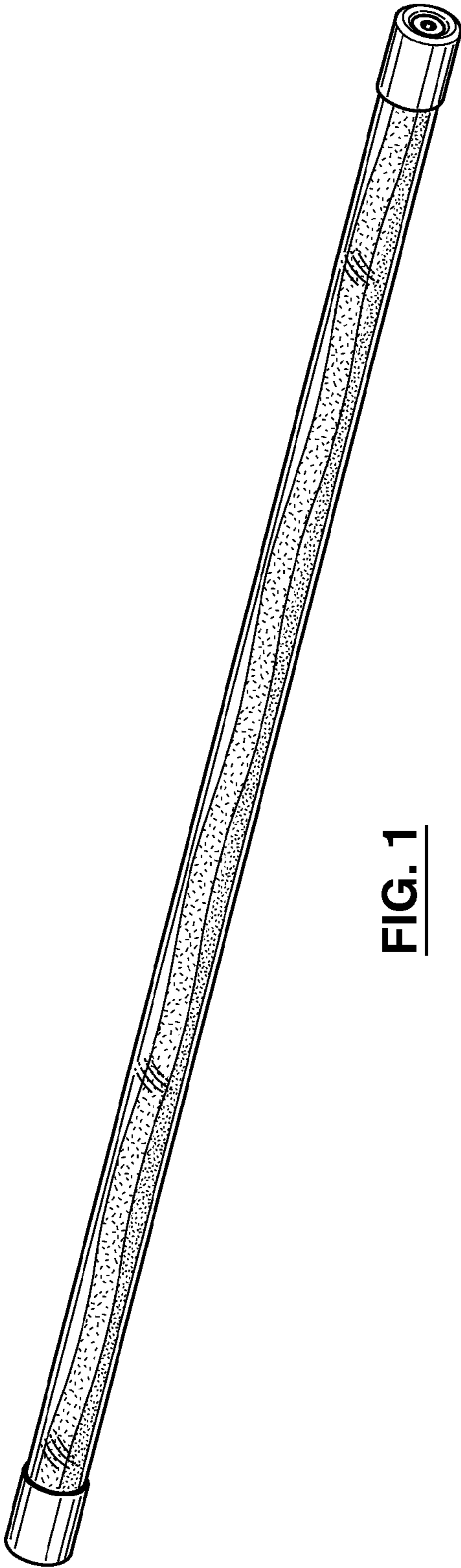


FIG. 1

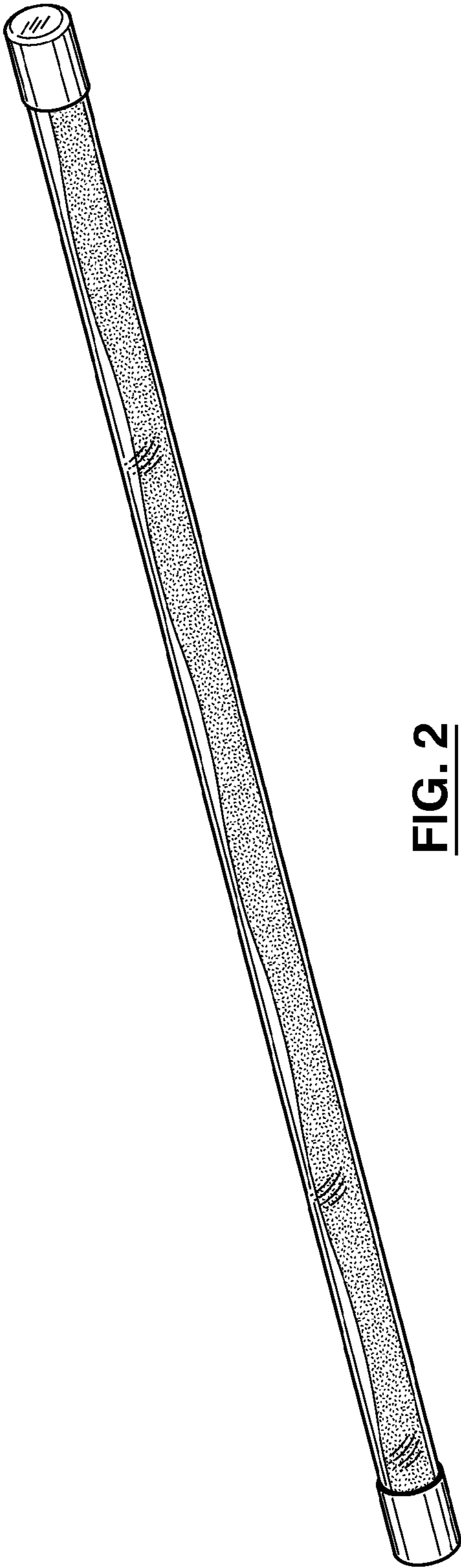


FIG. 2

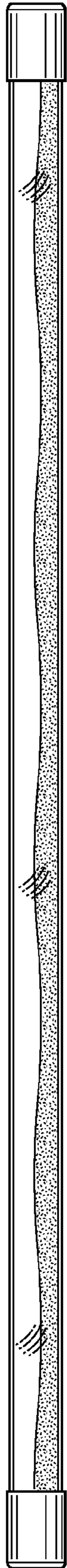


FIG. 3



FIG. 5



FIG. 4




FIG. 6