



US00D633133S

(12) **United States Design Patent**
Takaghi

(10) **Patent No.:** **US D633,133 S**

(45) **Date of Patent:** **** Feb. 22, 2011**

(54) **ELECTRONIC DESK CALCULATOR**

D581,453 S * 11/2008 Cetera D18/7
D600,739 S * 9/2009 Lo D18/7
D604,299 S * 11/2009 Acevedo D14/346

(75) Inventor: **Kazuhiko Takaghi**, Tokyo (JP)

(73) Assignee: **Mark's Inc.**, Tokyo (JP)

* cited by examiner

(**) Term: **14 Years**

Primary Examiner—Caron Veynar

Assistant Examiner—Garth Rademaker

(21) Appl. No.: **29/368,939**

(74) *Attorney, Agent, or Firm*—Westerman, Hattori, Daniels & Adrian, LLP

(22) Filed: **Aug. 31, 2010**

(57) **CLAIM**

(30) **Foreign Application Priority Data**

Jun. 22, 2010 (JP) 2010-015242

The ornamental design for an electronic desk calculator, as shown and described.

(51) **LOC (9) Cl.** **18-01**

DESCRIPTION

(52) **U.S. Cl.** **D18/7**

(58) **Field of Classification Search** D14/218,
D14/341–347, 387; D18/1, 2, 4.4, 4.5, 6–12,
D18/12.1–12.2; D21/512; 235/58 R, 59 A,
235/59 BC–59 BH, 59 CP, 59 T, 59 TP, 61 R;
708/100, 105, 130

FIG. 1 is a front elevational view of an electronic desk calculator showing my new design;

FIG. 2 is a rear elevational view thereof;

FIG. 3 is a left side elevational view thereof;

FIG. 4 is a right side elevational view thereof;

FIG. 5 is a top plan view thereof;

FIG. 6 is a bottom plan view thereof;

FIG. 7 is a right front perspective view thereof; and,

FIG. 8 is a right front perspective view thereof in which the electronic desk calculator is shown in use.

See application file for complete search history.

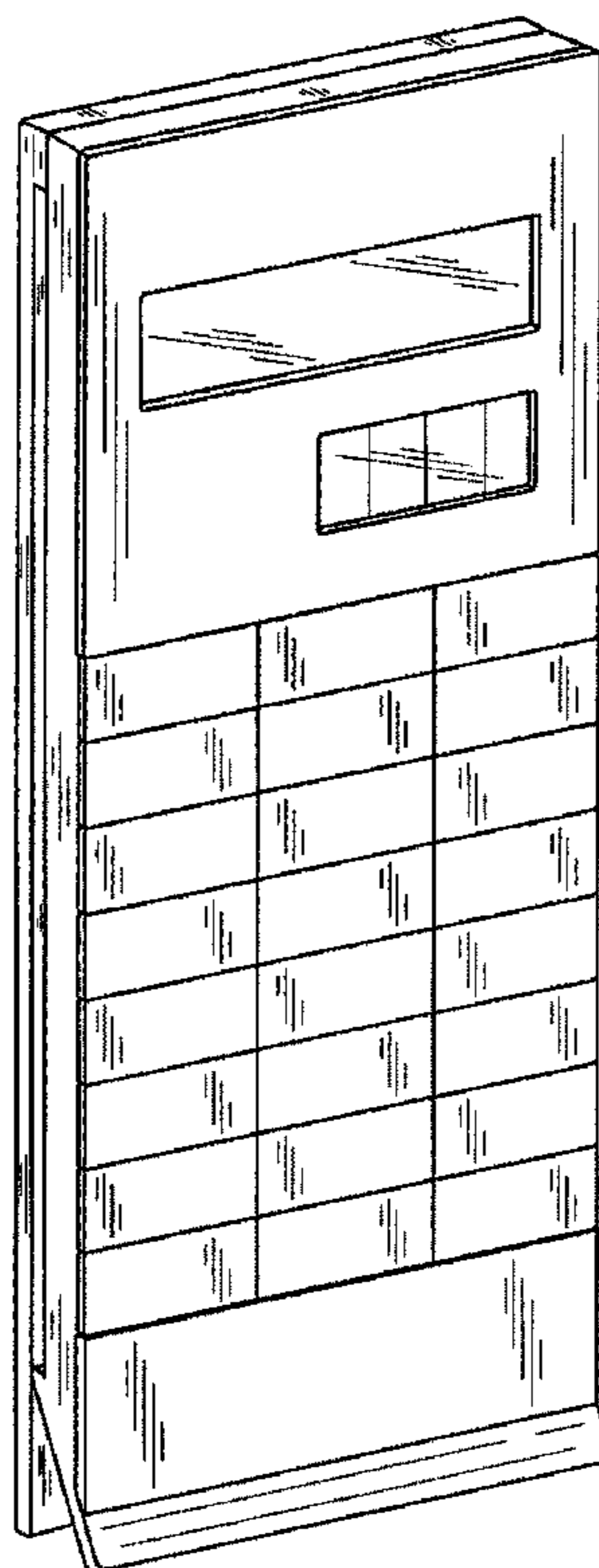
The broken lines illustrate environmental structure and form no part of the claimed invention.

(56) **References Cited**

U.S. PATENT DOCUMENTS

D330,907 S * 11/1992 Burke D18/7
D394,449 S * 5/1998 Shimizu D18/7
D399,209 S * 10/1998 Yamagishi D14/218
D459,383 S * 6/2002 Li D18/2
D533,213 S * 12/2006 Oas D18/7
D558,834 S * 1/2008 Au Yeung D21/329
D572,309 S * 7/2008 Bhavnani D18/7

1 Claim, 8 Drawing Sheets



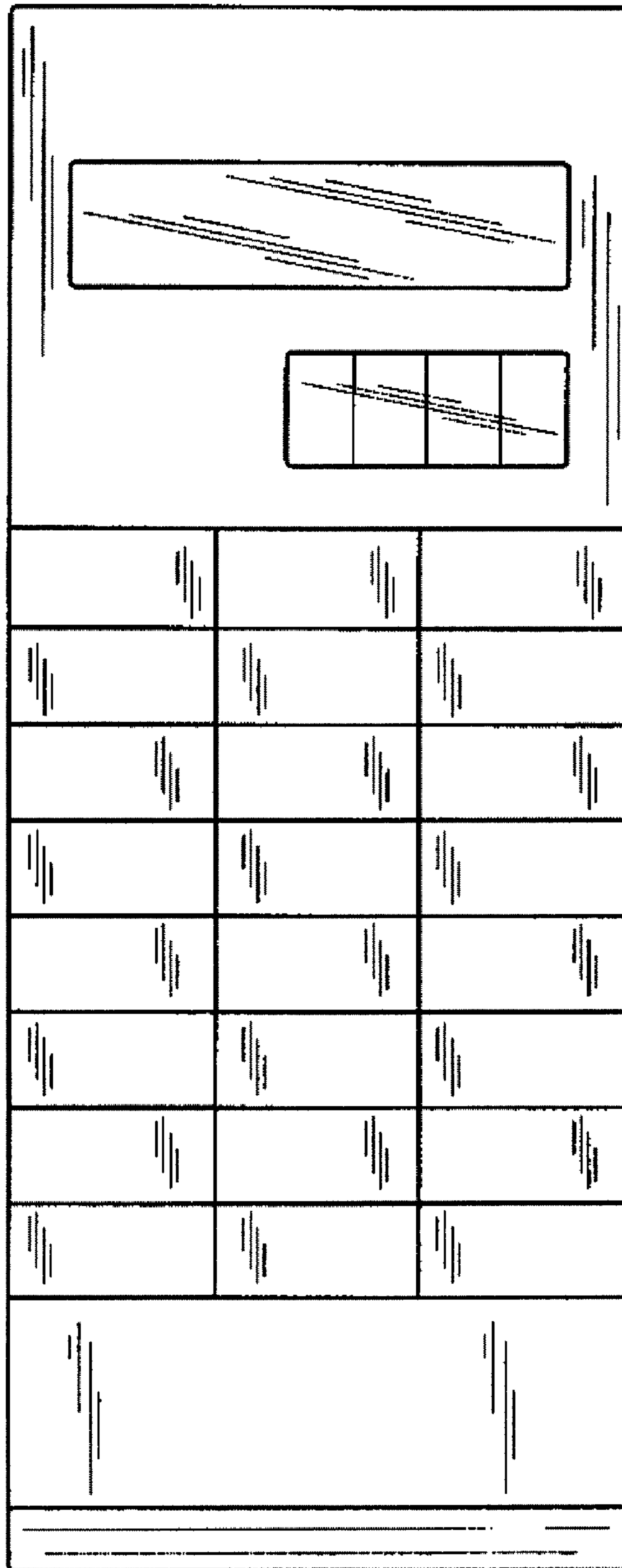


FIG. 1




FIG.2

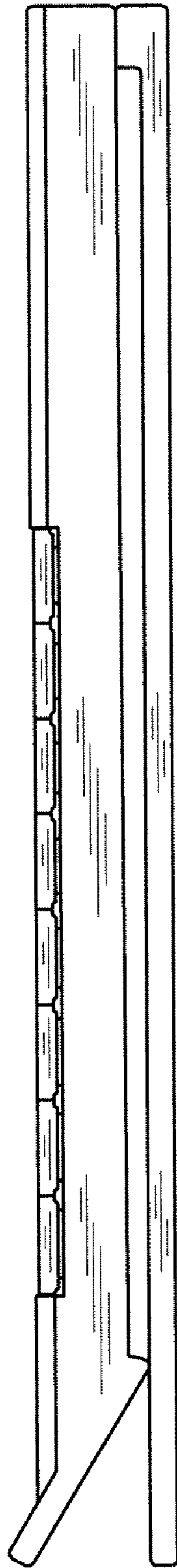


FIG.3

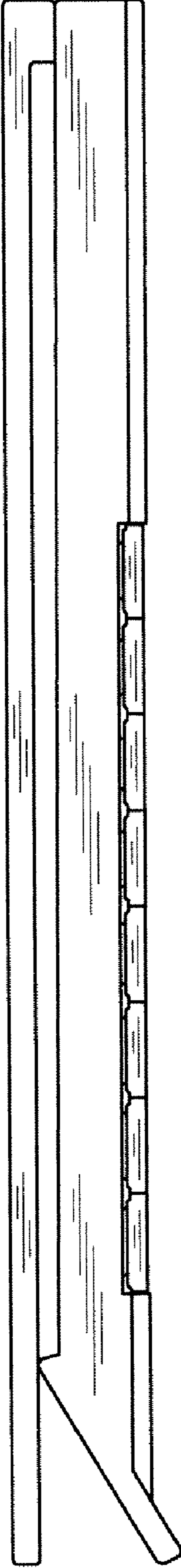


FIG.4




FIG. 5




FIG.6

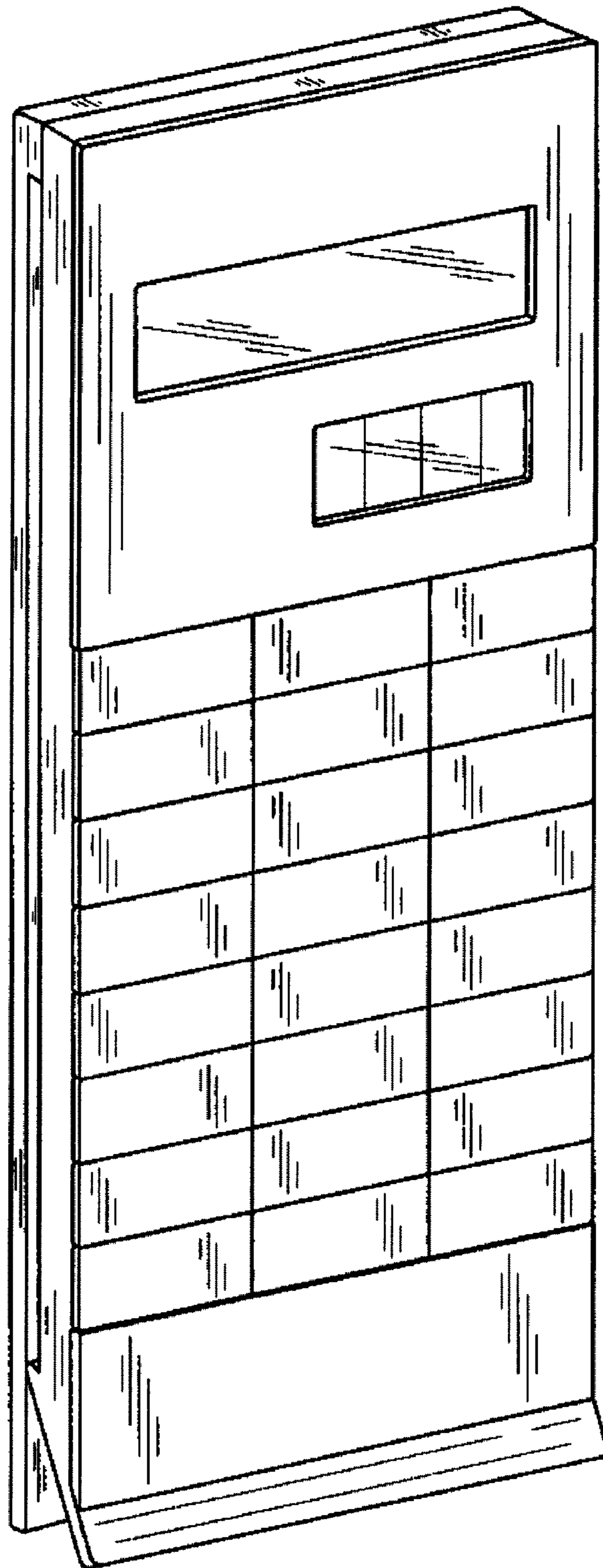


FIG. 7

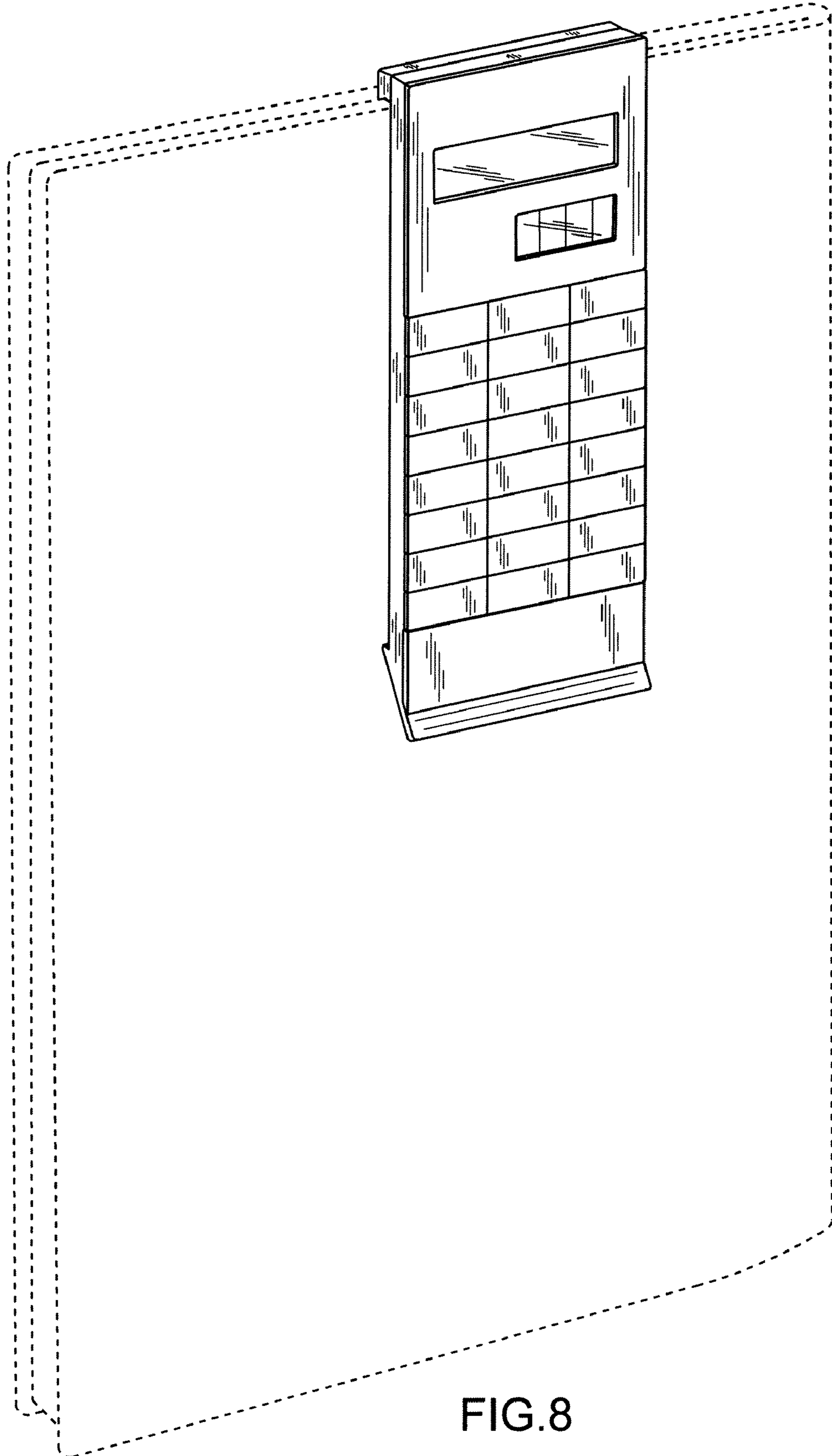


FIG.8