



US00D633132S

(12) **United States Design Patent**
Lulic

(10) **Patent No.:** **US D633,132 S**

(45) **Date of Patent:** **** *Feb. 22, 2011**

(54) **SPECTACLES**

(75) Inventor: **Damienne Lulic**, Paris (FR)

(73) Assignee: **Cartier Creation Studio SA**, Geneva (CH)

(*) Notice: This patent is subject to a terminal disclaimer.

(**) Term: **14 Years**

(21) Appl. No.: **29/334,096**

(22) Filed: **Mar. 20, 2009**

(30) **Foreign Application Priority Data**

Sep. 26, 2008 (EM) 001009617

(51) **LOC (9) Cl.** **16-06**

(52) **U.S. Cl.** **D16/335; D16/328**

(58) **Field of Classification Search** D16/101, D16/300-342; D29/109-110; D24/110.2; 351/41, 44, 51-52, 62, 158, 92, 103-123, 351/140, 153, 45-46, 157; 2/426-432, 447-449, 2/441, 434-437, 13, 15; D21/483, 659-661
See application file for complete search history.

(56) **References Cited**

U.S. PATENT DOCUMENTS

- D294,035 S * 2/1988 Kanoui
- D324,228 S 2/1992 Perrin
- D326,274 S 5/1992 Perrin
- D326,673 S 6/1992 Perrin
- D338,216 S 8/1993 Perrin et al.
- D338,478 S 8/1993 Perrin et al.
- D338,679 S 8/1993 Perrin et al.
- D386,512 S 11/1997 Perrin et al.
- D428,620 S * 7/2000 Maturaporn D16/335
- D433,699 S 11/2000 Lepeu et al.
- D434,790 S 12/2000 Lepeu et al.

- D437,873 S 2/2001 Lepeu et al.
- D437,874 S 2/2001 Lepeu et al.
- D451,121 S 11/2001 Lepeu et al.
- D453,993 S 3/2002 Diltoer
- D534,201 S 12/2006 Mouclier
- D534,943 S 1/2007 Mouclier
- D536,362 S 2/2007 Mouclier
- D536,723 S 2/2007 Mouclier
- D537,101 S 2/2007 Mouclier
- D537,468 S 2/2007 Mouclier
- D537,862 S 3/2007 Mouclier
- D539,329 S 3/2007 Mouclier
- D540,369 S 4/2007 Mouclier
- D542,831 S 5/2007 Mouclier
- D548,770 S 8/2007 Mouclier
- D558,253 S 12/2007 Mouclier

* cited by examiner

Primary Examiner—Raphael Barkai

(74) *Attorney, Agent, or Firm*—Kalow & Springut, LLP; Scott D. Locke, Esq.

(57) **CLAIM**

The ornamental design for spectacles, as shown and described.

DESCRIPTION

FIG. 1 is a front perspective view of the spectacles.

FIG. 2 is a front view of the spectacles.

FIG. 3 is a rear view of the spectacles.

FIG. 4 is a right side view of the spectacles.

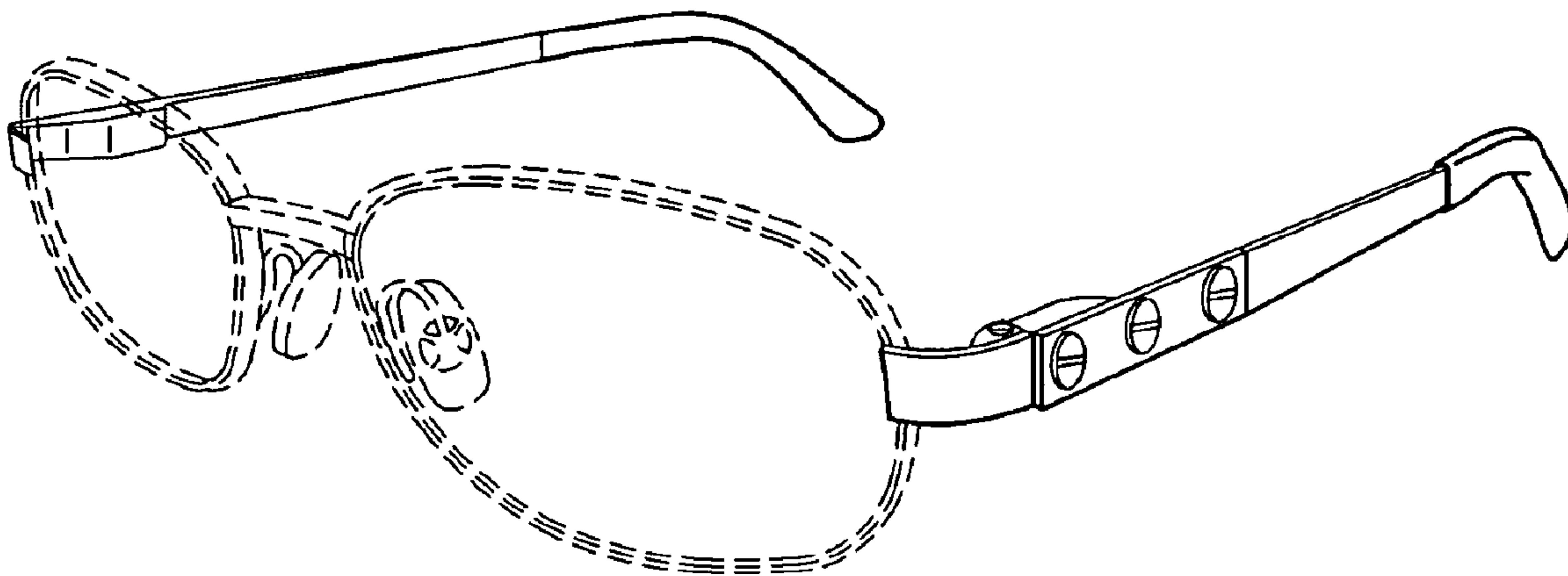
FIG. 5 is a left side view of the spectacles.

FIG. 6 is a top view of the spectacles; and,

FIG. 7 is a bottom view of the spectacles.

The broken lines shown in FIGS. 1-7 are for illustrative purposes only and form no part of the claimed design.

1 Claim, 5 Drawing Sheets



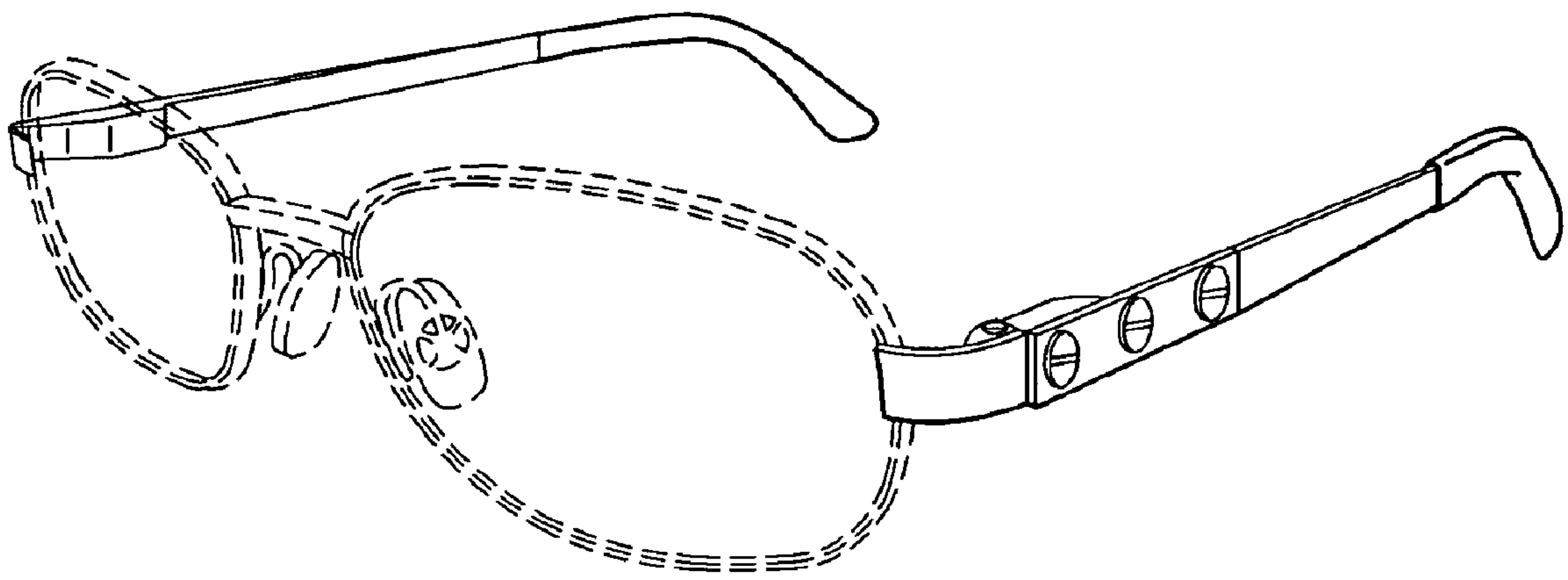


FIG. 1

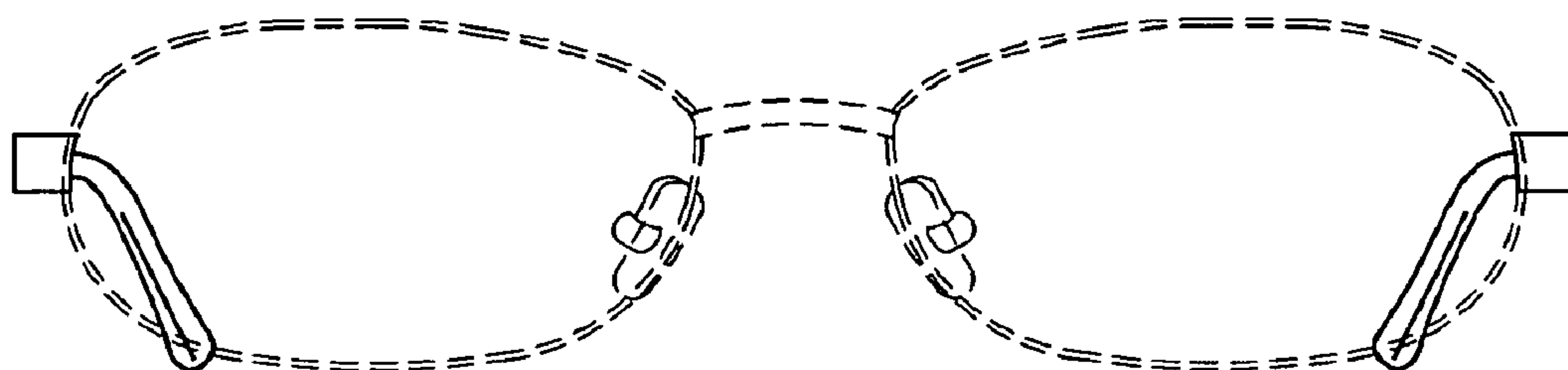


FIG. 2

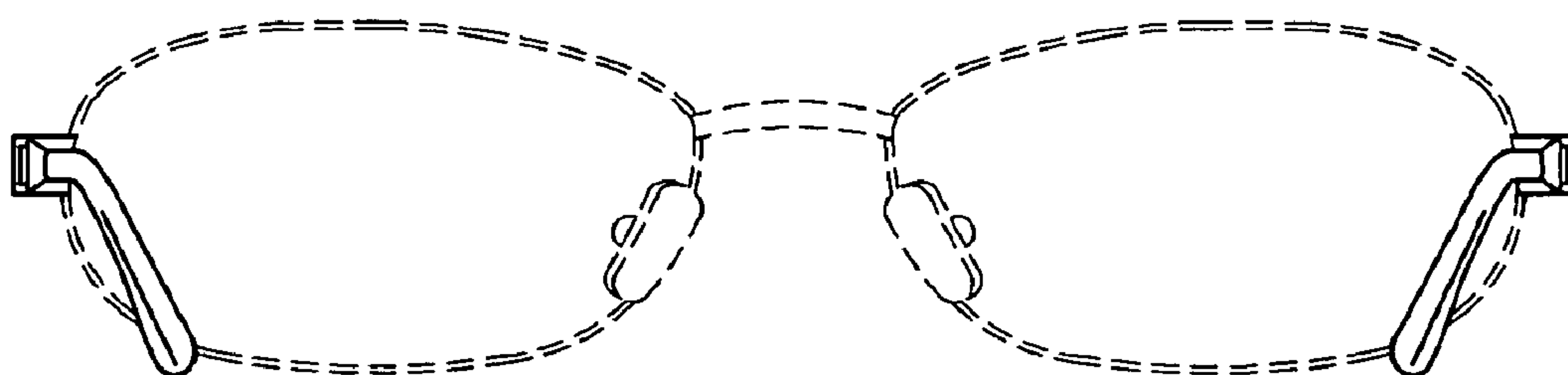


FIG. 3

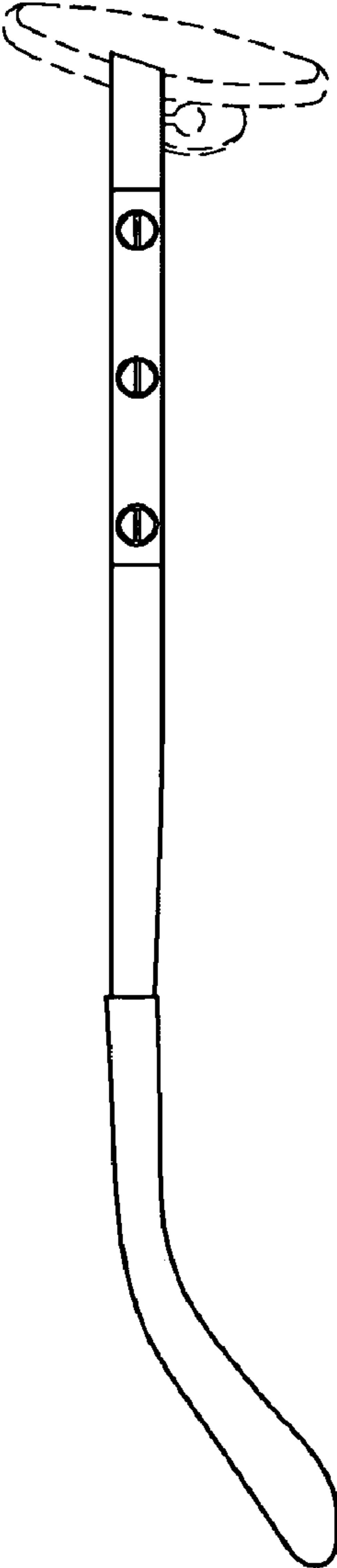


FIG. 4

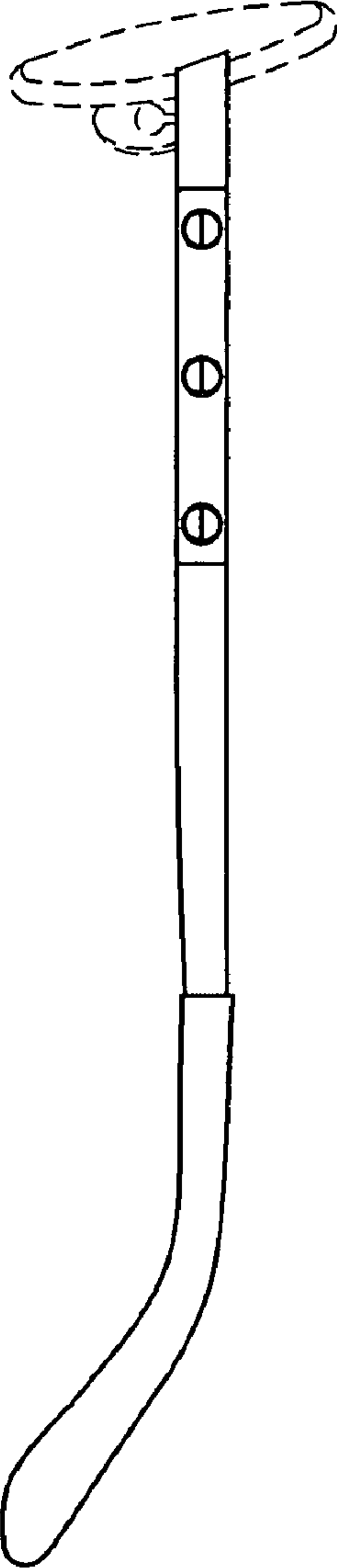


FIG. 5

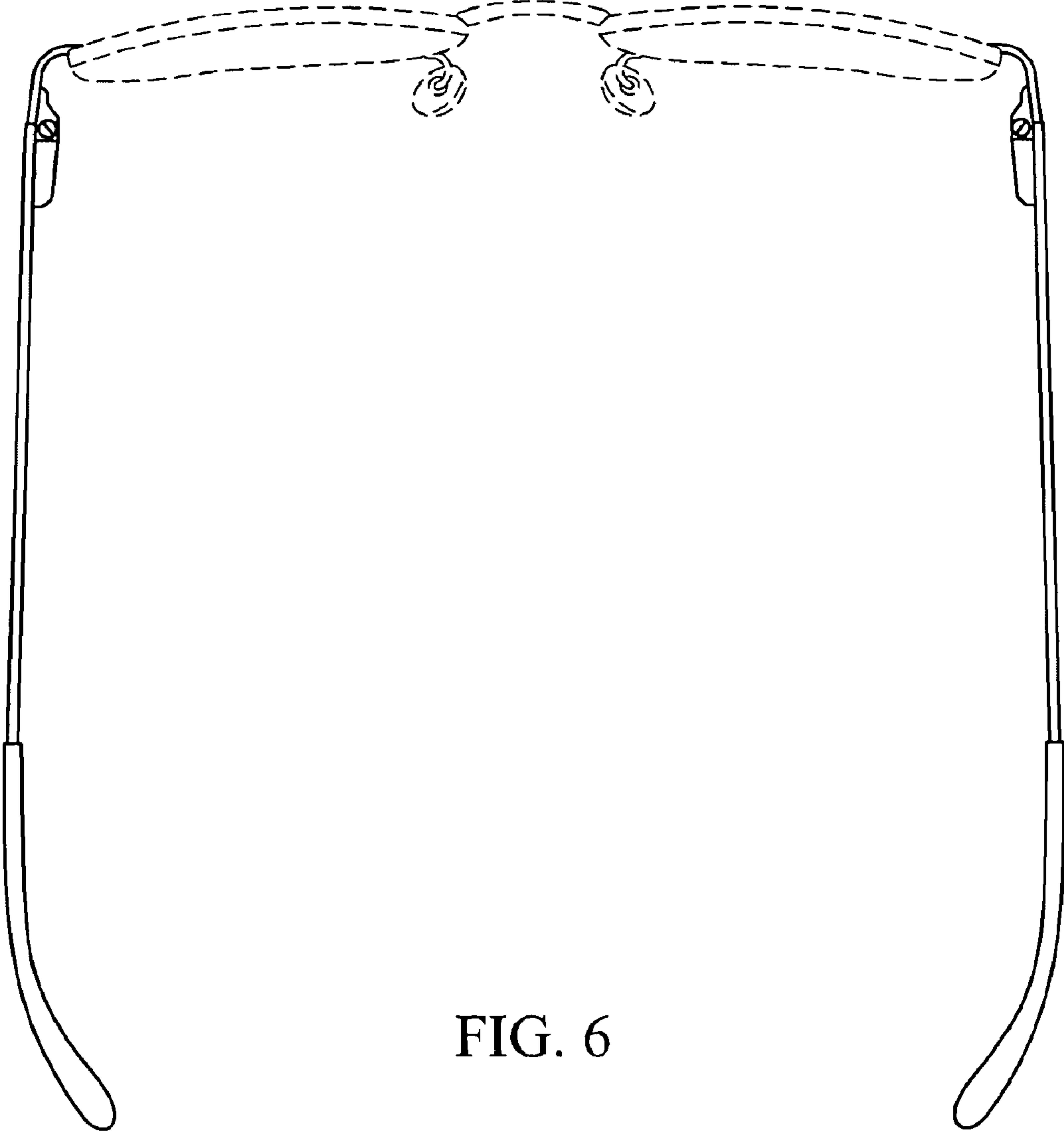


FIG. 6

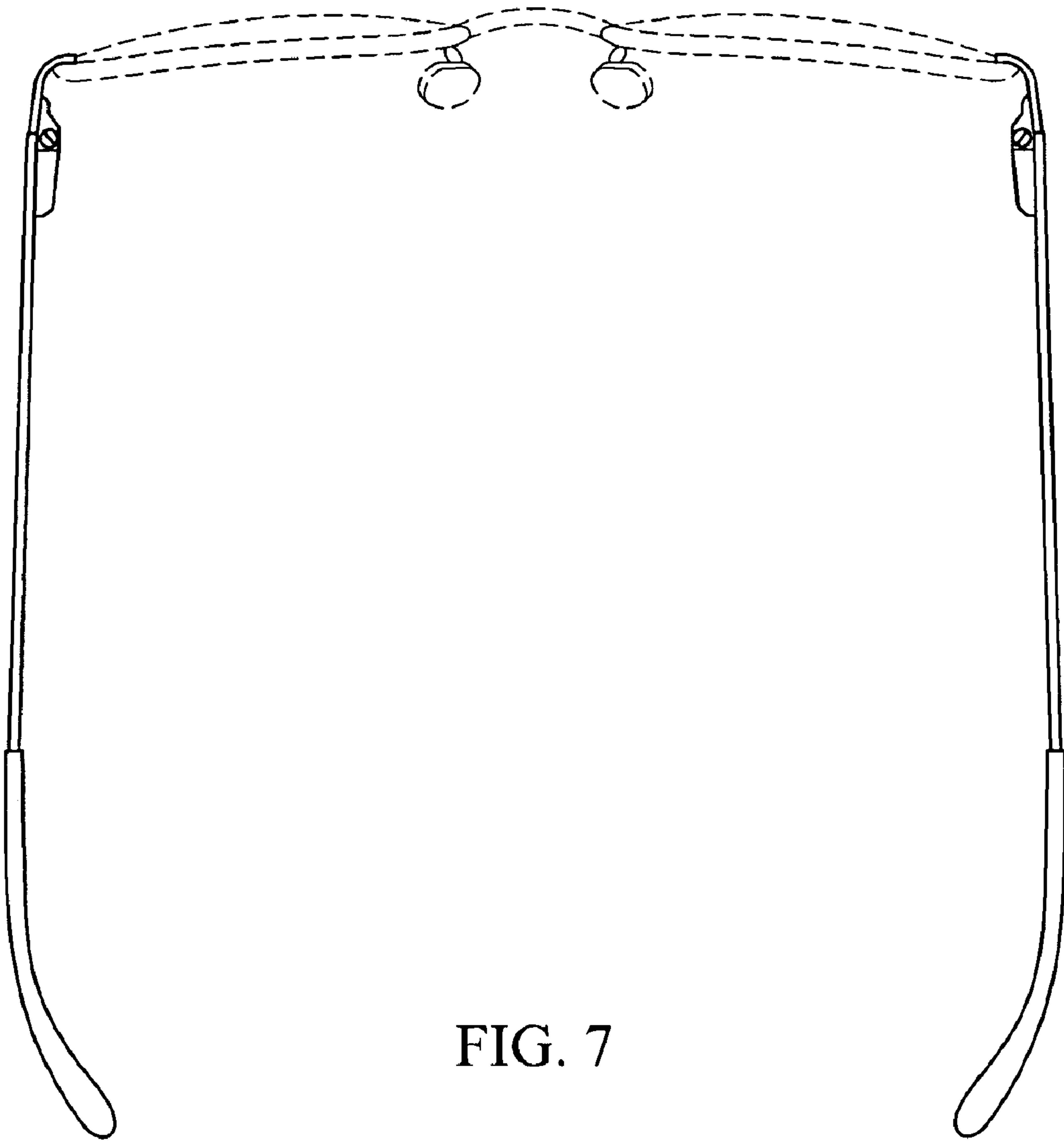


FIG. 7