



US00D633110S

(12) **United States Design Patent**
Neuerburg

(10) **Patent No.:** **US D633,110 S**

(45) **Date of Patent:** **** Feb. 22, 2011**

(54) **CUTTING BLADE WITH A LEFT SIDE CUTTING EDGE**

(75) Inventor: **Horst Neuerburg**, Hengwiller (FR)

(73) Assignee: **Kuhn S.A.**, Saverne (FR)

(**) Term: **14 Years**

(21) Appl. No.: **29/344,909**

(22) Filed: **Oct. 6, 2009**

(30) **Foreign Application Priority Data**

Apr. 6, 2009 (FR) 09/1637

(51) **LOC (9) Cl.** **15-03**

(52) **U.S. Cl.** **D15/17**

(58) **Field of Classification Search** D15/14,
D15/17, 28, 10, 11, 32, 29, 139; 56/255,
56/295, 17.5, 289, 13.4, DIG. 17, DIG. 20,
56/6, 12.1, 7, 12.7; 30/276, 347, DIG. 5;
D8/8, 20

See application file for complete search history.

(56) **References Cited**

U.S. PATENT DOCUMENTS

2,654,986	A *	10/1953	Gold	56/295
3,320,732	A *	5/1967	Kirk	56/295
3,320,733	A *	5/1967	Kirk	56/295
3,755,999	A *	9/1973	Meyer et al.	56/295
4,062,171	A *	12/1977	Rose	56/295
D248,474	S *	7/1978	Oosterling et al.	D15/29
4,114,354	A *	9/1978	Morris	56/295
4,213,289	A *	7/1980	Kamppinen	56/295
5,343,681	A *	9/1994	de Jong	56/255
5,561,972	A *	10/1996	Rolfe	56/295
5,622,035	A *	4/1997	Kondo et al.	56/12.7
5,722,172	A *	3/1998	Walden	30/347
6,112,416	A *	9/2000	Bridges et al.	30/276
D449,054	S *	10/2001	Neuerburg	D15/17

6,393,811	B2 *	5/2002	Neuerburg	56/6
D462,702	S *	9/2002	Neuerburg	D15/28
6,829,878	B1 *	12/2004	Hoffman	56/295
6,953,398	B1 *	10/2005	Turner	460/112
7,490,459	B2 *	2/2009	Thompson et al.	56/255
7,506,494	B2 *	3/2009	Eavenson et al.	56/17.5
2001/0004826	A1 *	6/2001	Neuerburg	56/255
2002/0066263	A1 *	6/2002	Megli	56/295
2002/0194829	A1 *	12/2002	Petersen et al.	56/255
2004/0148785	A1 *	8/2004	Price, III	30/276
2005/0138913	A1 *	6/2005	Thompson et al.	56/295
2005/0193706	A1 *	9/2005	Thompson et al.	56/255
2006/0048492	A1 *	3/2006	Harris	56/255
2009/0223193	A1 *	9/2009	Funnell	56/17.5
2010/0000193	A1 *	1/2010	De Benedetto et al.	56/295
2010/0043378	A1 *	2/2010	Abernethy	56/295

OTHER PUBLICATIONS

U.S. Appl. No. 29/344,902, filed Oct. 6, 2009, Neuerburg.

* cited by examiner

Primary Examiner—Stella M Reid

(74) *Attorney, Agent, or Firm*—Oblon, Spivak, McClelland, Maier & Neustadt, L.L.P.

(57) **CLAIM**

The ornamental design for a cutting blade with a left side cutting edge, as shown.

DESCRIPTION

FIG. 1 is a front elevational view of a cutting blade with a left side cutting edge;

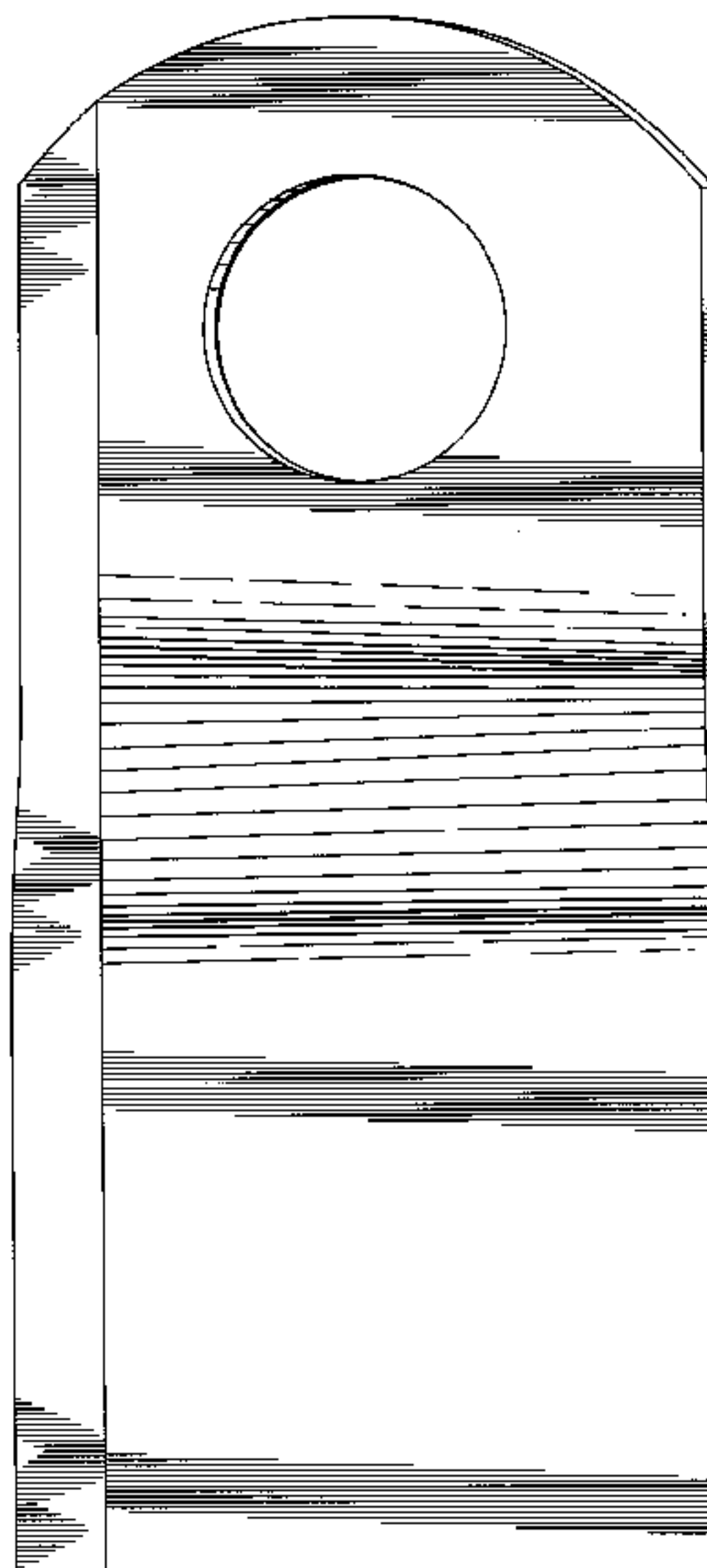
FIG. 2 is a rear elevational view thereof;

FIG. 3 is a left side elevational view thereof;

FIG. 4 is a reduced front, bottom, right side perspective view thereof; and,

FIG. 5 is a reduced front, bottom, left side perspective view thereof.

1 Claim, 5 Drawing Sheets






Fig. 1




Fig. 2

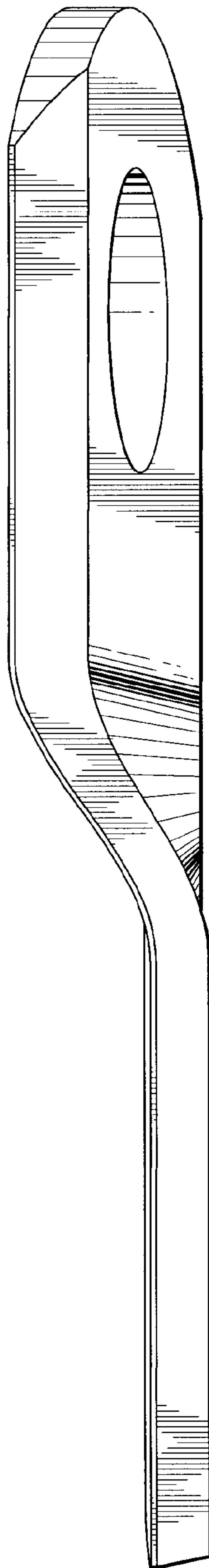


Fig. 3

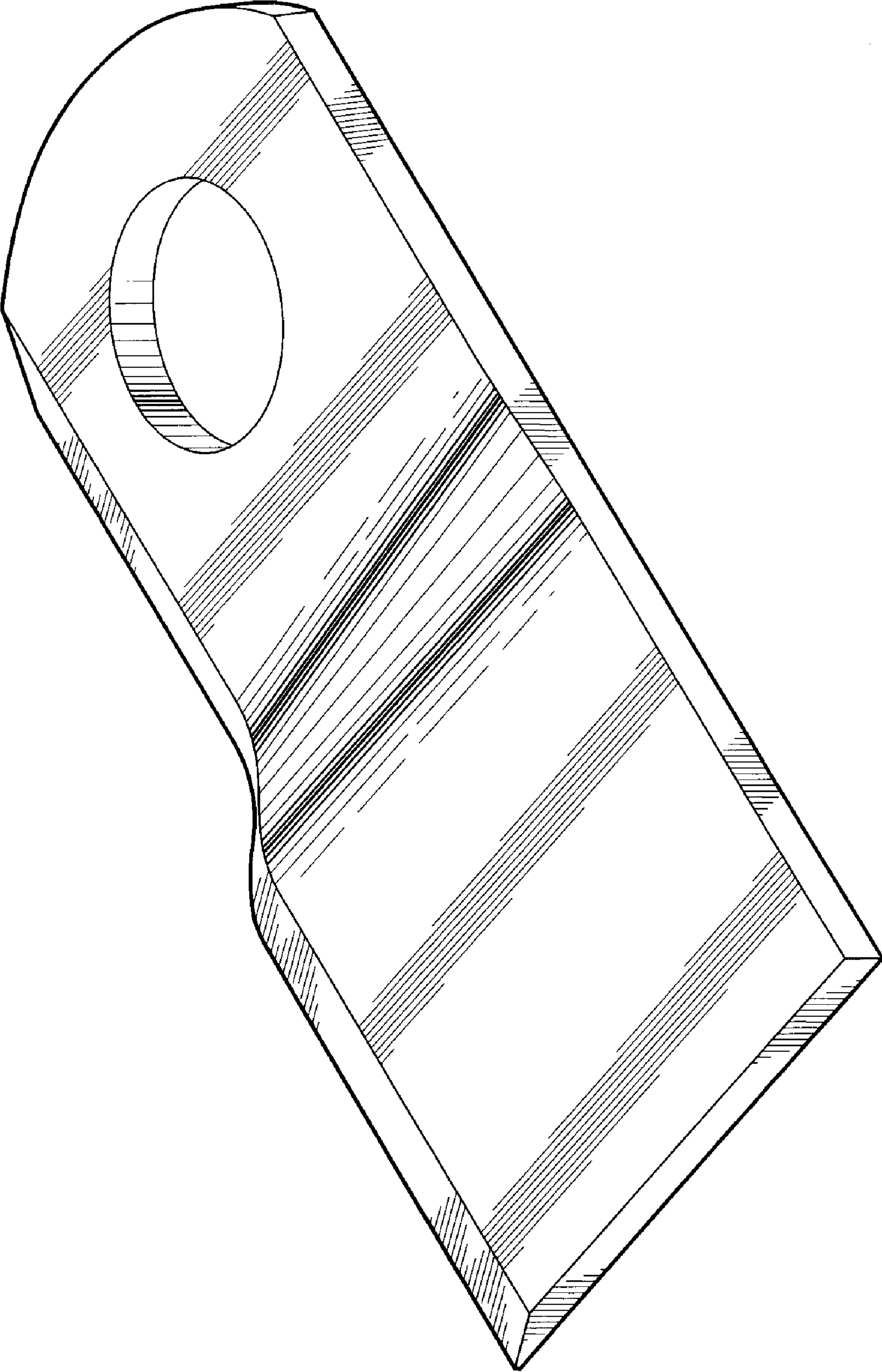


Fig. 4

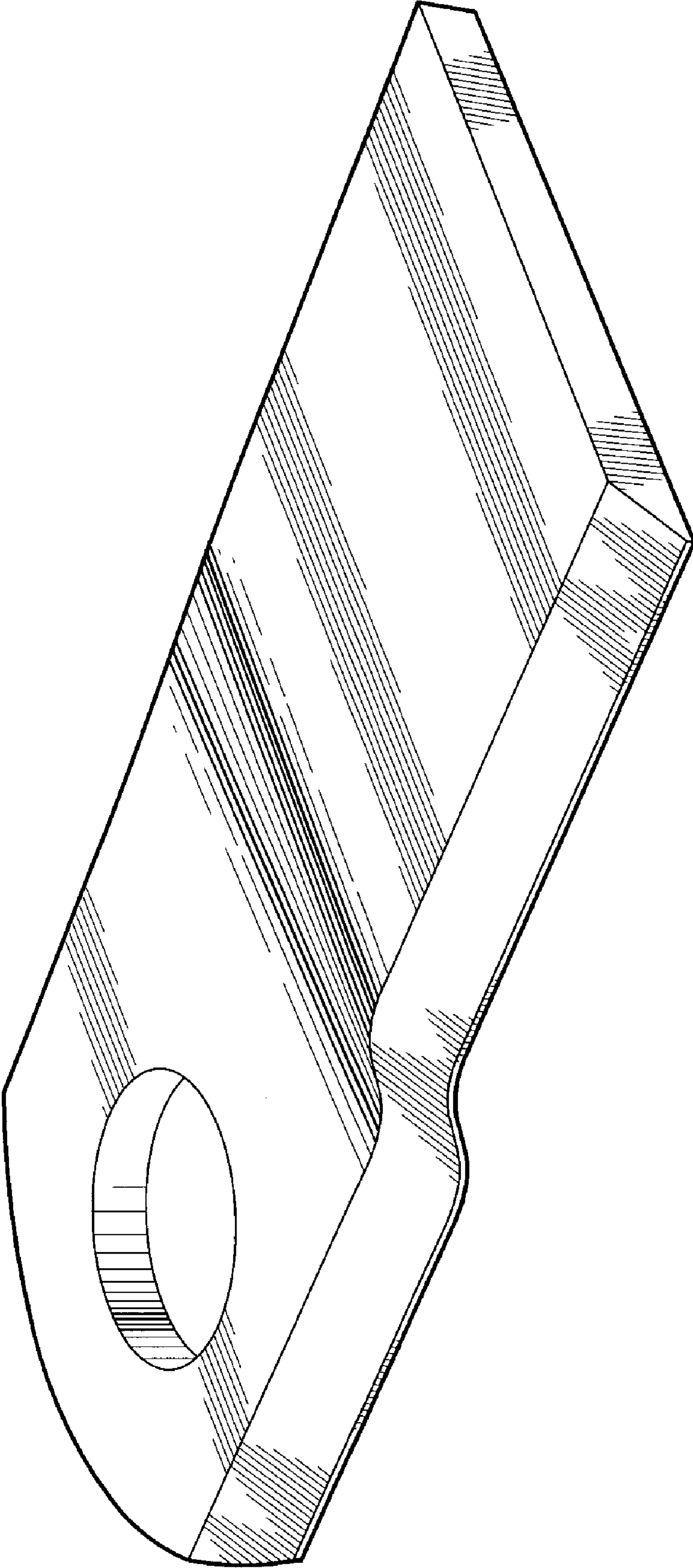


Fig. 5