



US00D633093S

(12) **United States Design Patent**
Andre et al.

(10) **Patent No.:** **US D633,093 S**

(45) **Date of Patent:** **** Feb. 22, 2011**

(54) **KEYBOARD**

(75) Inventors: **Bartley K. Andre**, Menlo Park, CA (US); **Daniel J. Coster**, San Francisco, CA (US); **Daniele De Iuliis**, San Francisco, CA (US); **Richard P. Howarth**, San Francisco, CA (US); **Jonathan P. Ive**, San Francisco, CA (US); **Steve Jobs**, Palo Alto, CA (US); **Duncan Robert Kerr**, San Francisco, CA (US); **Shin Nishibori**, Portola Valley, CA (US); **Matthew Dean Rohrbach**, San Francisco, CA (US); **Peter Russell-Clarke**, San Francisco, CA (US); **Douglas B. Satzger**, Menlo Park, CA (US); **Calvin Q. Seid**, Palo Alto, CA (US); **Vincent Keane Seid**, legal representative, Los Gatos, CA (US); **Christopher J. Stringer**, Woodside, CA (US); **Eugene Antony Whang**, San Francisco, CA (US); **Rico Zorkendorfer**, San Francisco, CA (US)

(73) Assignee: **Apple Inc.**, Cupertino, CA (US)

(**) Term: **14 Years**

(21) Appl. No.: **29/367,620**

(22) Filed: **Aug. 10, 2010**

Related U.S. Application Data

(63) Continuation of application No. 29/339,181, filed on Jun. 25, 2009, now Pat. No. Des. 625,310, which is a continuation of application No. 29/289,874, filed on Aug. 2, 2007, now Pat. No. Des. 598,451.

(51) **LOC (9) Cl.** **14-02**

(52) **U.S. Cl.** **D14/392**

(58) **Field of Classification Search** D14/391-399;
D18/1, 2, 7, 11; 235/145 A, 145 R; 200/5 A,
200/5 R, 6 A, 6 R; 341/22, 23; 345/160,
345/168, 169, 173; 361/679.08-679.19;
400/484-489, 492

See application file for complete search history.

(56) **References Cited**

U.S. PATENT DOCUMENTS

D293,467 S	12/1987	Elkerbout
D303,111 S	8/1989	Paley
D310,209 S	8/1990	Kasprzycki
D316,549 S	4/1991	Hampf
D334,398 S	3/1993	Conard
D335,660 S	5/1993	Busch
D338,452 S	8/1993	Allgeier

(Continued)

OTHER PUBLICATIONS

Sony X505 Keyboard, available at least as early as May 8, 2005.

(Continued)

Primary Examiner—Freda S Nunn

(74) *Attorney, Agent, or Firm*—SAIDMAN DesignLaw Group

(57) **CLAIM**

The ornamental design for a keyboard, as shown and described.

DESCRIPTION

FIG. 1 is a front, perspective view of a keyboard showing our new design;

FIG. 2 is a bottom view thereof;

FIG. 3 is a top view thereof;

FIG. 4 is a left side view thereof;

FIG. 5 is a right side view thereof;

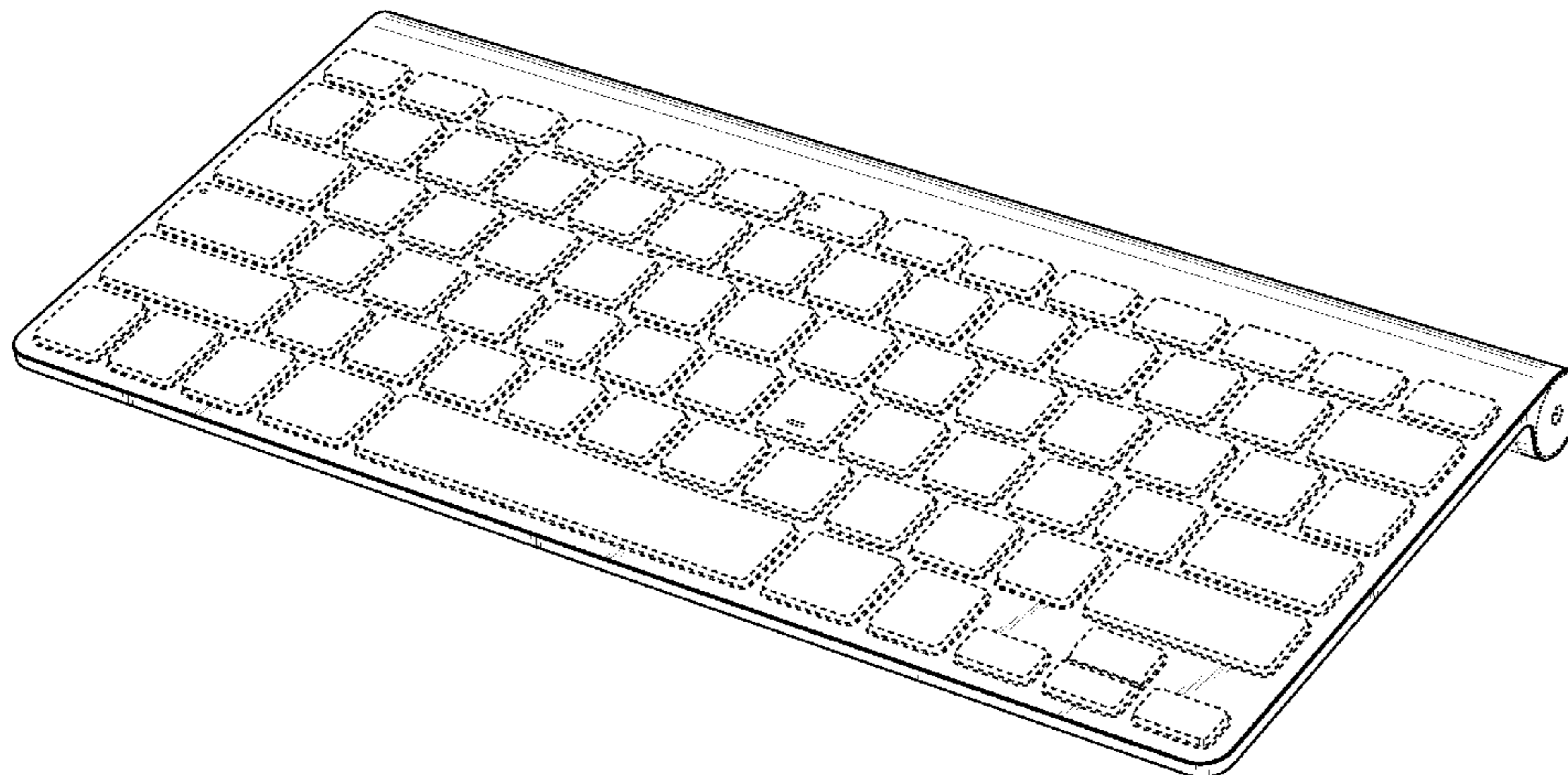
FIG. 6 is a front view thereof;

FIG. 7 is a rear view thereof; and,

FIG. 8 is a rear perspective view thereof.

The broken lines illustrate portions of the keyboard and form no part of the claimed design.

1 Claim, 6 Drawing Sheets



US D633,093 S

Page 2

U.S. PATENT DOCUMENTS

D344,724 S 3/1994 Pangburn
5,439,304 A 8/1995 Phillips et al.
D420,997 S 2/2000 Jordan
D430,875 S 9/2000 Beecroft
D436,951 S 1/2001 Andresen
D445,793 S 7/2001 Ji
D447,136 S 8/2001 Groves et al.
D454,566 S 3/2002 Andre et al.
D485,271 S 1/2004 Kamegi
D490,812 S 6/2004 Andre et al.
D514,098 S 1/2006 Huang et al.
D518,053 S 3/2006 Chen
D526,319 S 8/2006 Ohno
D529,910 S 10/2006 Ota
7,167,158 B2 1/2007 Silverbrook
D543,544 S 5/2007 Cheng
D558,753 S 1/2008 Andre et al.
D572,246 S 7/2008 Andre et al.
D574,378 S 8/2008 Andre et al.
D579,450 S 10/2008 Ozolins et al.
D580,433 S 11/2008 Chiang et al.

D588,126 S 3/2009 Chiang et al.
7,548,220 B2 6/2009 Silverbrook
7,567,221 B2 7/2009 Silverbrook
D598,451 S 8/2009 Andre et al.
D604,300 S 11/2009 Andre et al.
D604,736 S 11/2009 Andre et al.
D612,843 S 3/2010 Andre et al.
D612,844 S 3/2010 Andre et al.
D616,886 S 6/2010 Andre et al.
D621,402 S 8/2010 Andre et al.
D625,310 S * 10/2010 Andre et al. D14/392

OTHER PUBLICATIONS

Sony VAIO PCG-4G1L, available at least as early as May 8, 2006.
U.S. Appl. No. 29/361,522 entitled "Electronic Device" filed May 12, 2010.
U.S. Appl. No. 29/361,525 entitled "Electronic Device" filed May 12, 2010.
U.S. Appl. No. 29/361,553 entitled "Keyboard" filed May 12, 2010.
U.S. Appl. No. 29/365,518 entitled "Electronic Device" filed Jul. 9, 2010.

* cited by examiner

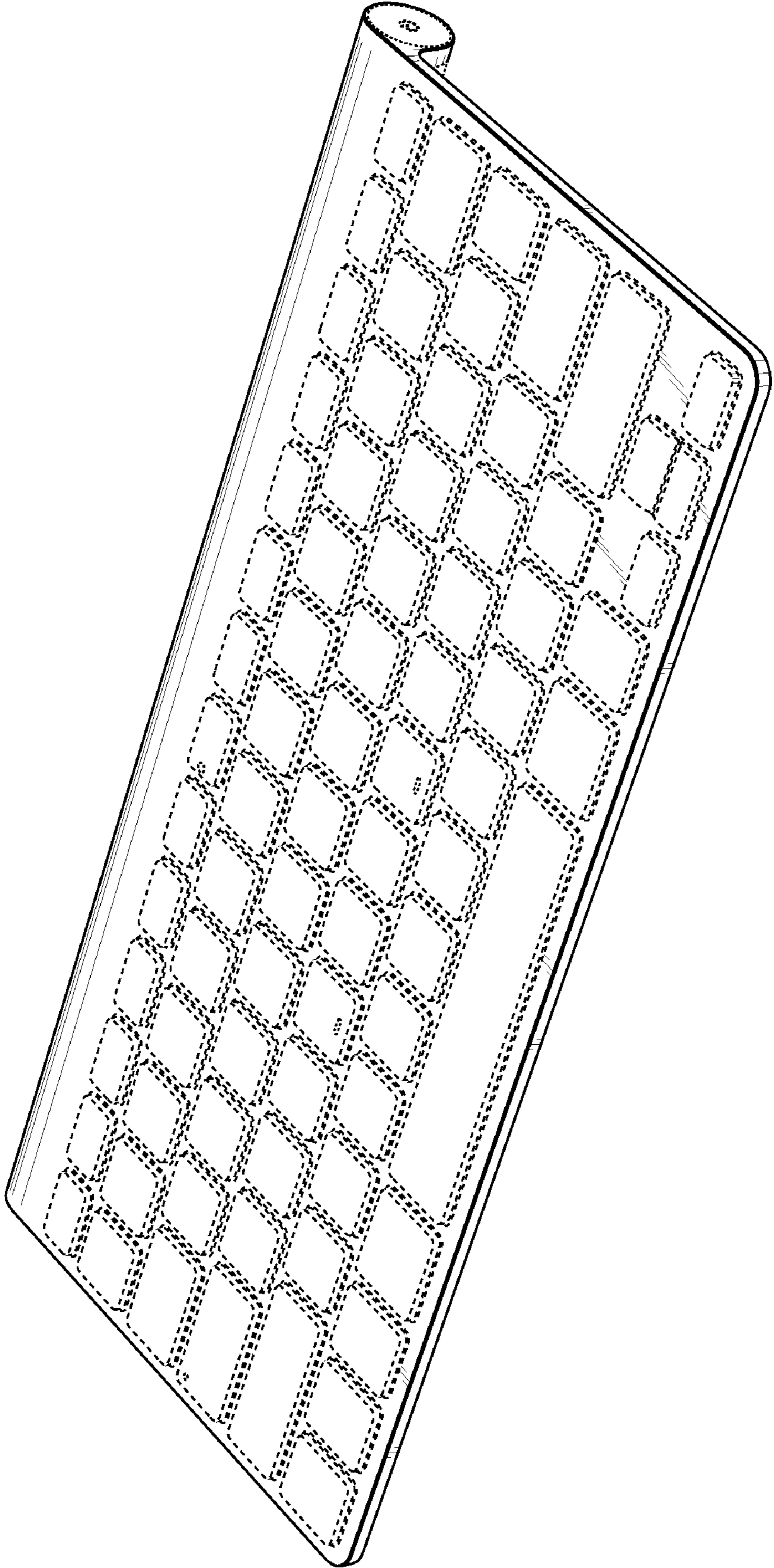


Fig. 1

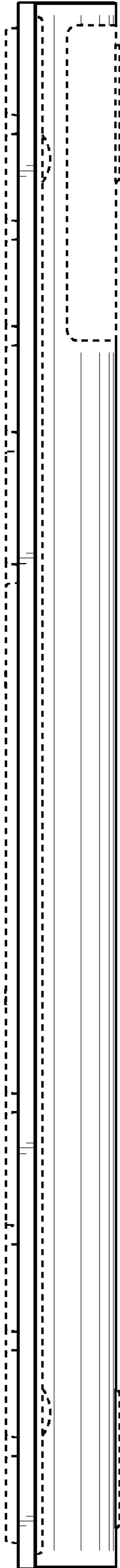


Fig. 2

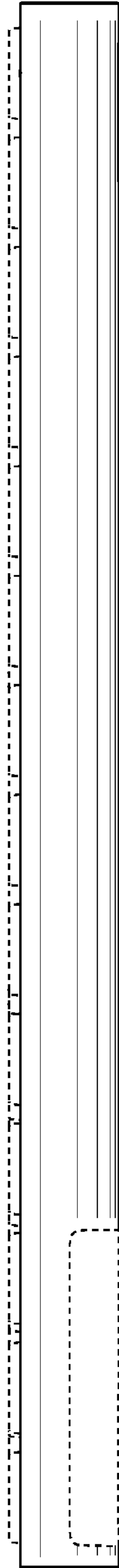


Fig. 3

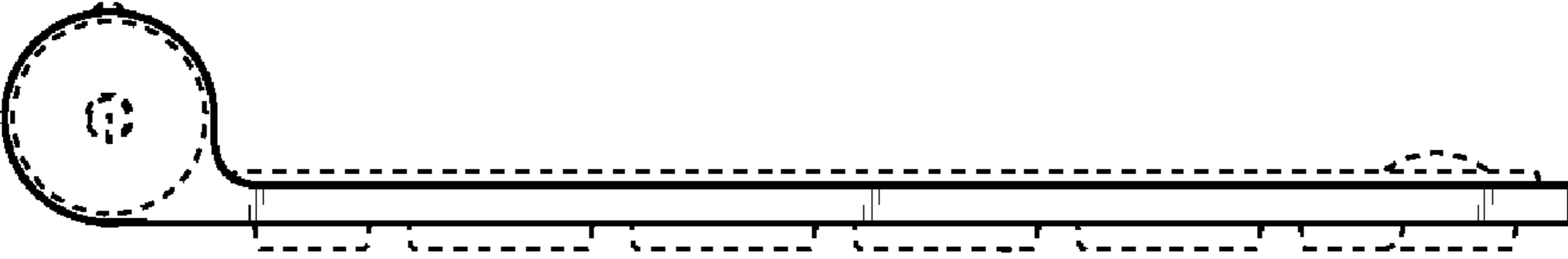


Fig. 5



Fig. 4

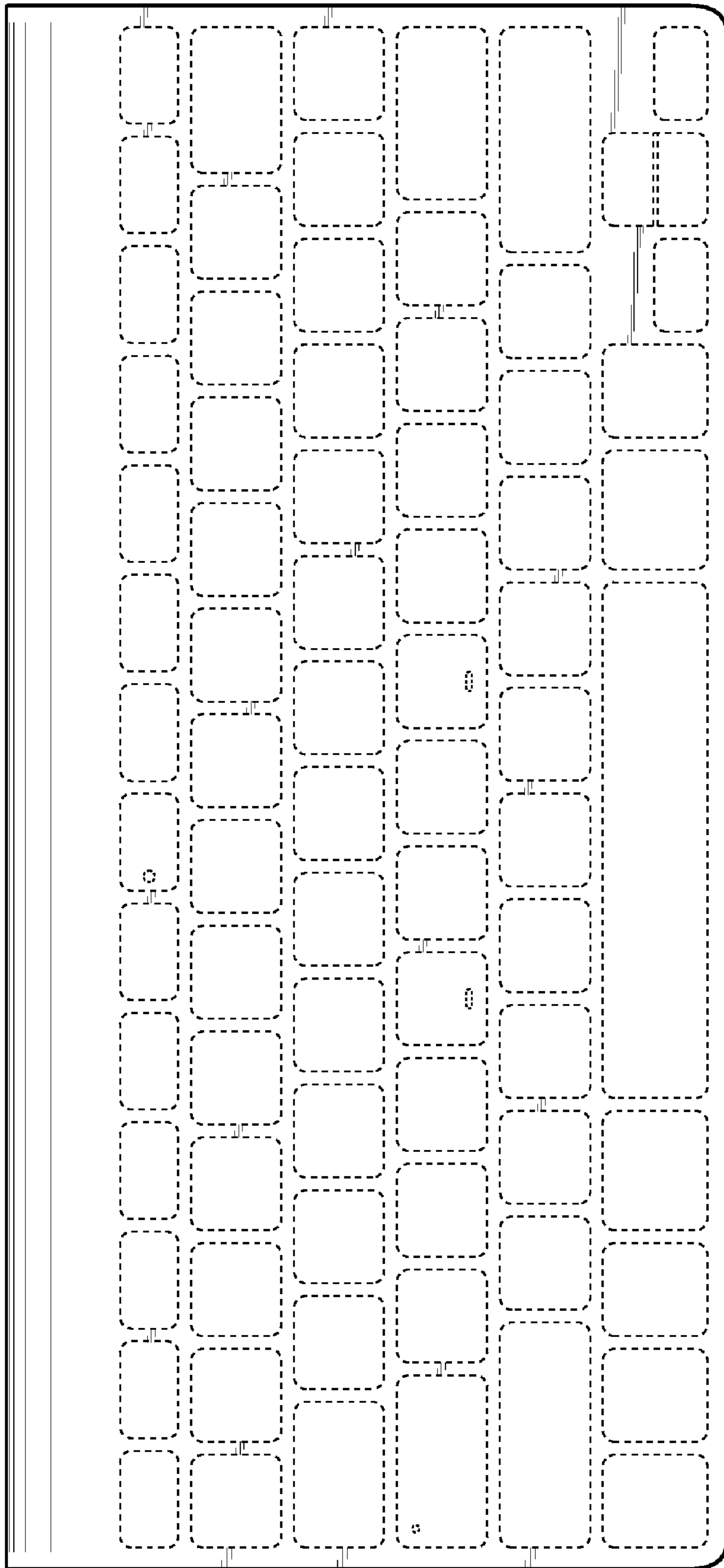


Fig. 6




Fig. 7

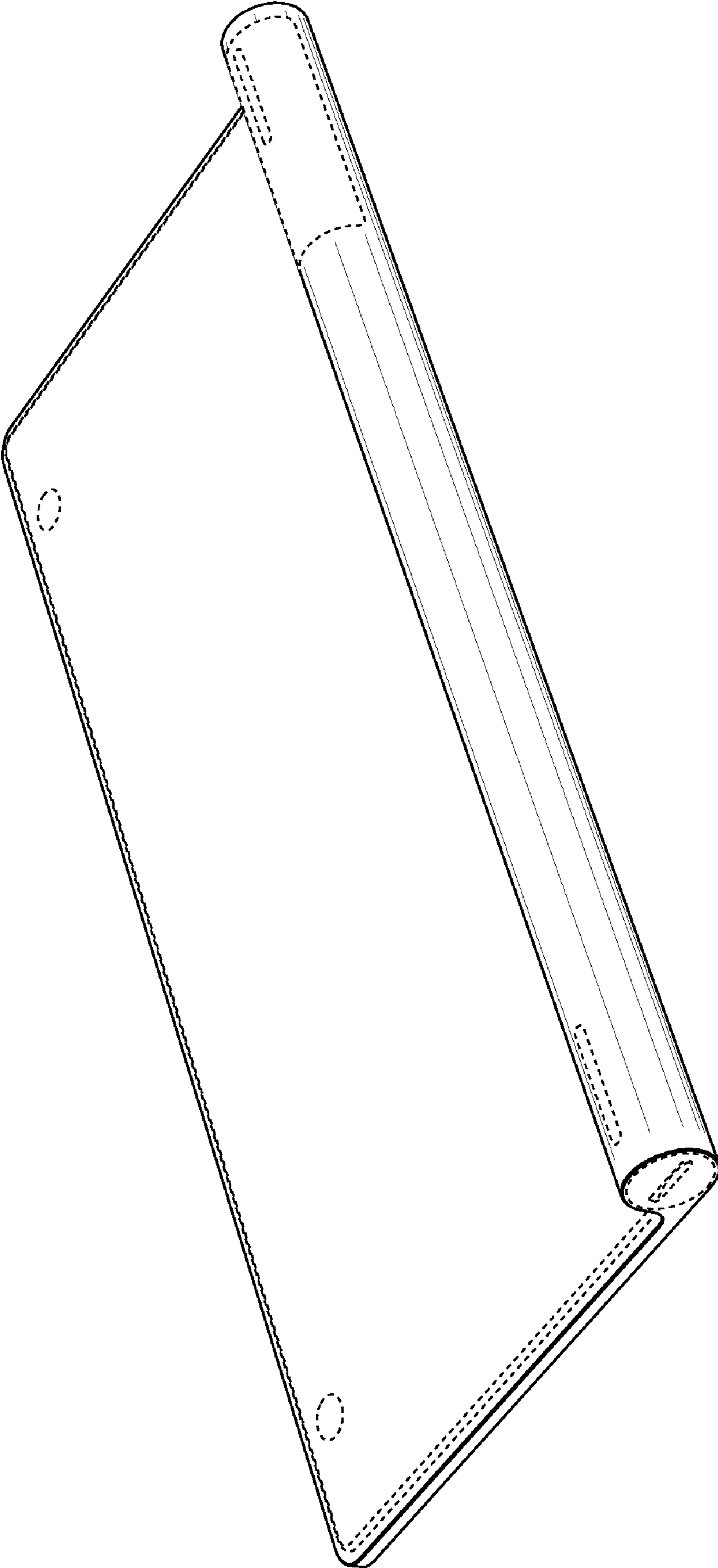


Fig. 8