



US00D633083S

(12) **United States Design Patent**  
**Tellier**

(10) **Patent No.:** **US D633,083 S**

(45) **Date of Patent:** **\*\* Feb. 22, 2011**

(54) **SPEAKER**

(75) Inventor: **Thomas Tellier**, Singapore (SG)

(73) Assignee: **Koninklijke Philips Electronics N.V.**,  
Eindhoven (NL)

(\*\*) Term: **14 Years**

(21) Appl. No.: **29/353,866**

(22) Filed: **Jan. 15, 2010**

(30) **Foreign Application Priority Data**

Jul. 23, 2009 (EM) ..... 001591975

(51) **LOC (9) Cl.** ..... **14-01**

(52) **U.S. Cl.** ..... **D14/215**

(58) **Field of Classification Search** ..... D14/204,  
D14/210–216, 172; 181/143–144, 147–148,  
181/150–153, 157, 198–199; 381/300–303,  
381/306, 332–333, 336, 345, 361–364, 386–388  
See application file for complete search history.

(56) **References Cited**

**U.S. PATENT DOCUMENTS**

5,937,074 A \* 8/1999 Carver ..... 381/395

D510,339 S \* 10/2005 Taylor ..... D14/215

D542,777 S \* 5/2007 Sato ..... D14/215

D588,106 S \* 3/2009 Khoo et al. .... D14/215

\* cited by examiner

*Primary Examiner*—Nanda Bondade

(57) **CLAIM**

I claim the ornamental design for a speaker as shown.

**DESCRIPTION**

FIG. 1 is a perspective view showing my design;

FIG. 2 is a front elevational view thereof;

FIG. 3 is a rear elevational view thereof;

FIG. 4 is a right side elevational view thereof;


FIG. 5 is a left side elevational view thereof;

FIG. 6 is a top plan view thereof; and,

FIG. 7 is a bottom plan view thereof.

The broken line showing on the drawing disclosure is for illustrative purposes only and forms no part of the claimed design.

**1 Claim, 5 Drawing Sheets**






FIG. 1

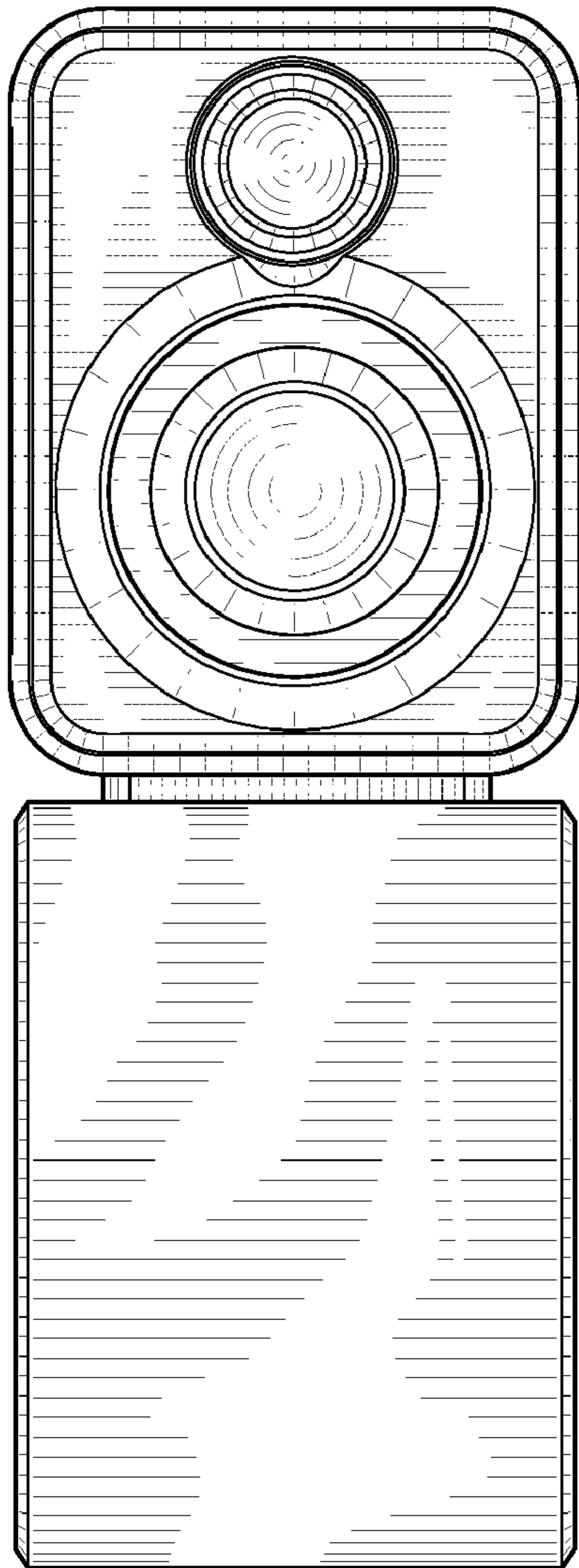


FIG. 2

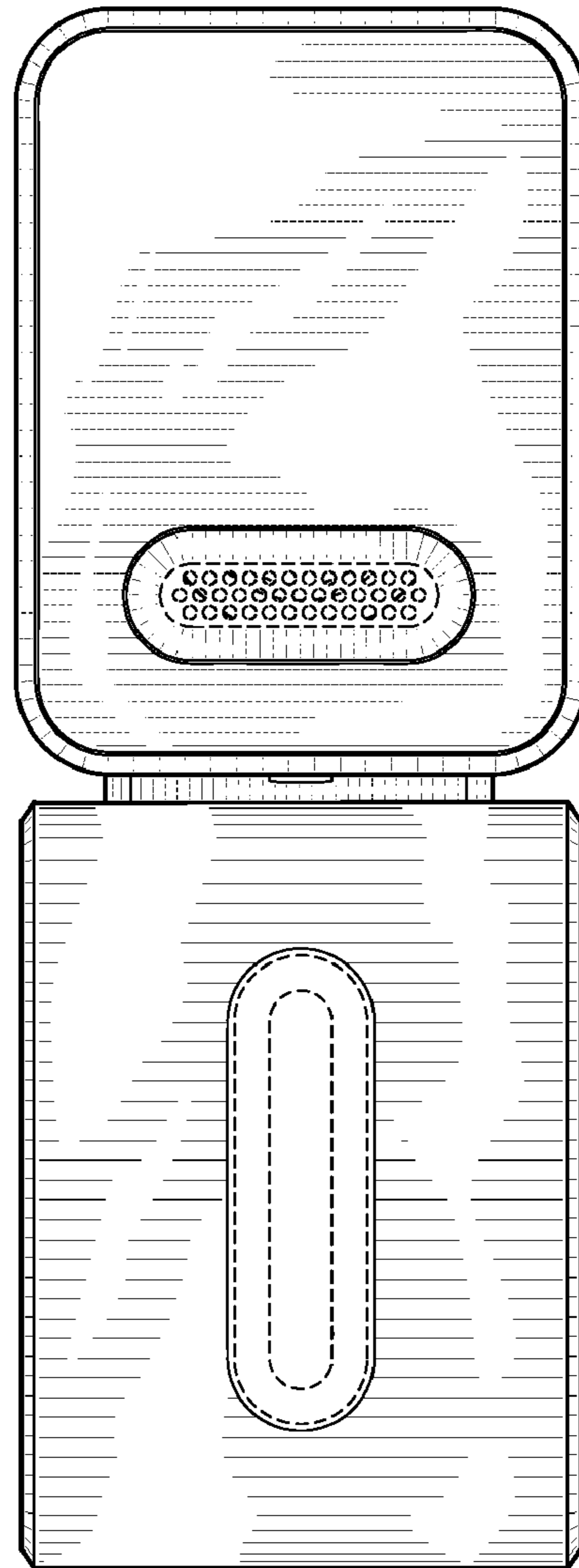


FIG. 3




FIG. 4

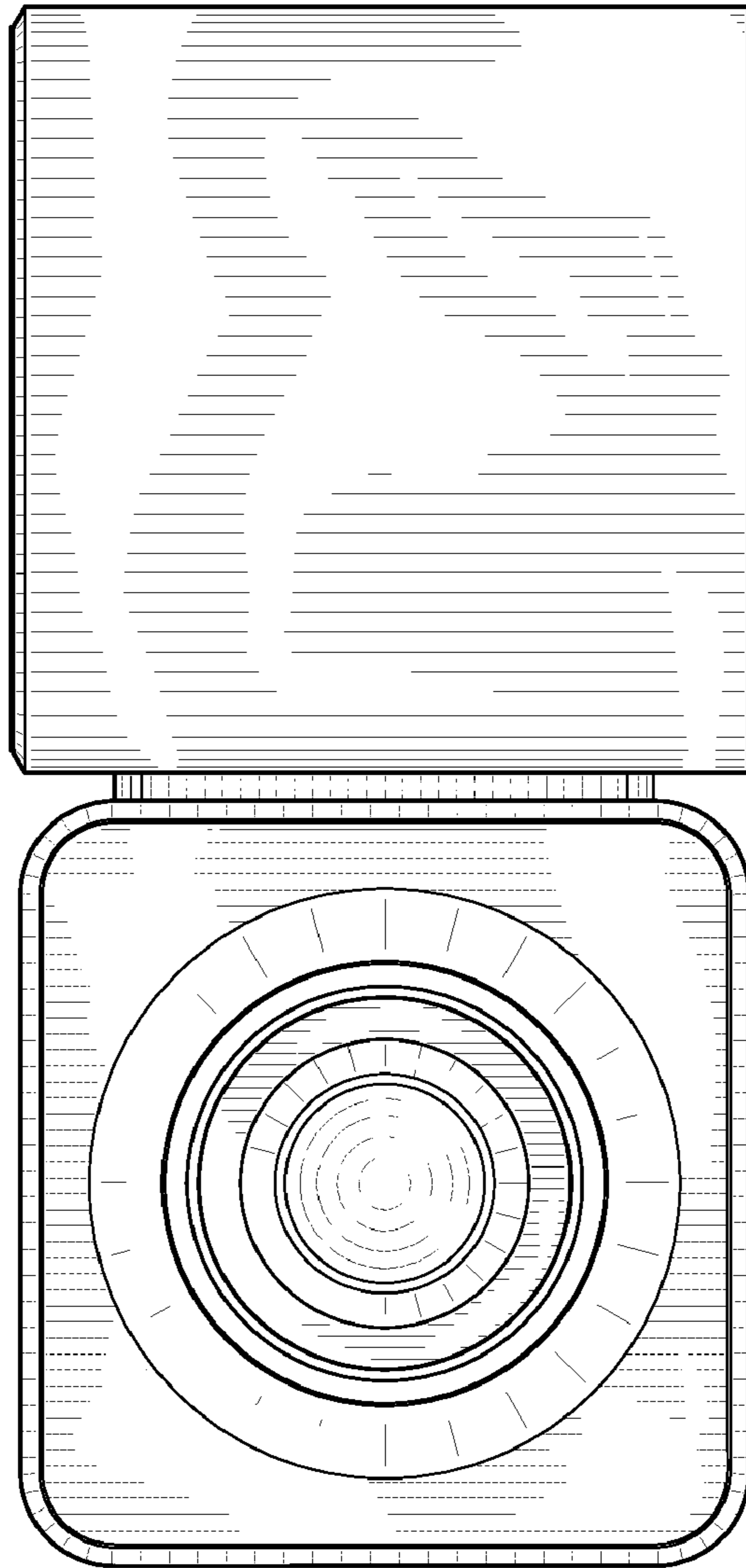


FIG. 5




FIG. 6




FIG. 7