



US00D633081S

(12) **United States Design Patent**
Medas

(10) **Patent No.:** **US D633,081 S**

(45) **Date of Patent:** **** Feb. 22, 2011**

(54) **SPEAKER ENCLOSURE**

D577,711 S * 9/2008 Emge D14/214

(75) Inventor: **Bertrand Medas**, Lyons (FR)

* cited by examiner

(73) Assignee: **Guillemot Corporation S.A.**, Chantepie
Cedex (FR)

Primary Examiner—Nanda Bondade
(74) *Attorney, Agent, or Firm*—Blakely, Sokoloff, Taylor &
Zafman, LLP

(**) Term: **14 Years**

(21) Appl. No.: **29/354,043**

(22) Filed: **Jan. 19, 2010**

(30) **Foreign Application Priority Data**

Jul. 16, 2009 (EM) 001153134-0002

(51) **LOC (9) Cl.** **14-01**

(52) **U.S. Cl.** **D14/214**

(58) **Field of Classification Search** D14/204,
D14/210–214, 168, 197–198, 171–172; 181/143–144,
181/147–148, 150–153, 157, 198–199; 381/300–303,
381/306, 332–333, 336, 345, 361–364, 386–388
See application file for complete search history.

(56) **References Cited**

U.S. PATENT DOCUMENTS

D400,883 S * 11/1998 Jung D14/214
D460,750 S * 7/2002 Matsuoka D14/214
D491,553 S * 6/2004 Cook D14/214

(57) **CLAIM**

The ornamental design for a speaker enclosure, as shown and described.

DESCRIPTION

FIG. 1 is a front view of a speaker enclosure.
FIG. 2 is a back view of a speaker enclosure of FIG. 1.
FIG. 3 is a right side view of a speaker enclosure of FIG. 1.
FIG. 4 is a left side view of a speaker enclosure of FIG. 1.
FIG. 5 is an enlarged top view of a speaker enclosure of FIG. 1.
FIG. 6 is an enlarged bottom view of a speaker enclosure of FIG. 1; and,
FIG. 7 is a perspective view of a speaker enclosure of FIG. 1.
The broken lines in the figures are for environmental purpose only and form no part of the claimed design.

1 Claim, 6 Drawing Sheets



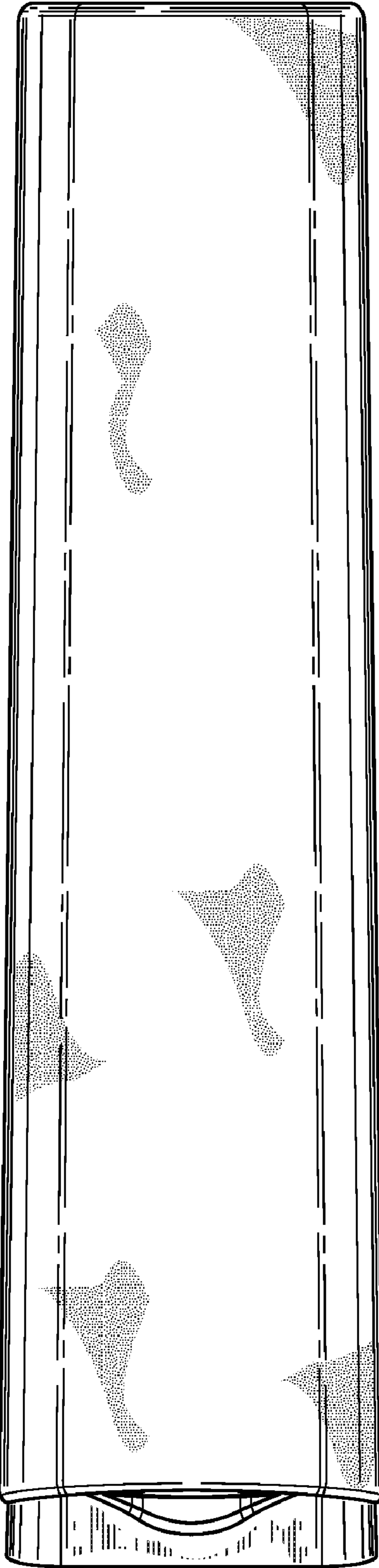


FIG. 1




FIG. 2

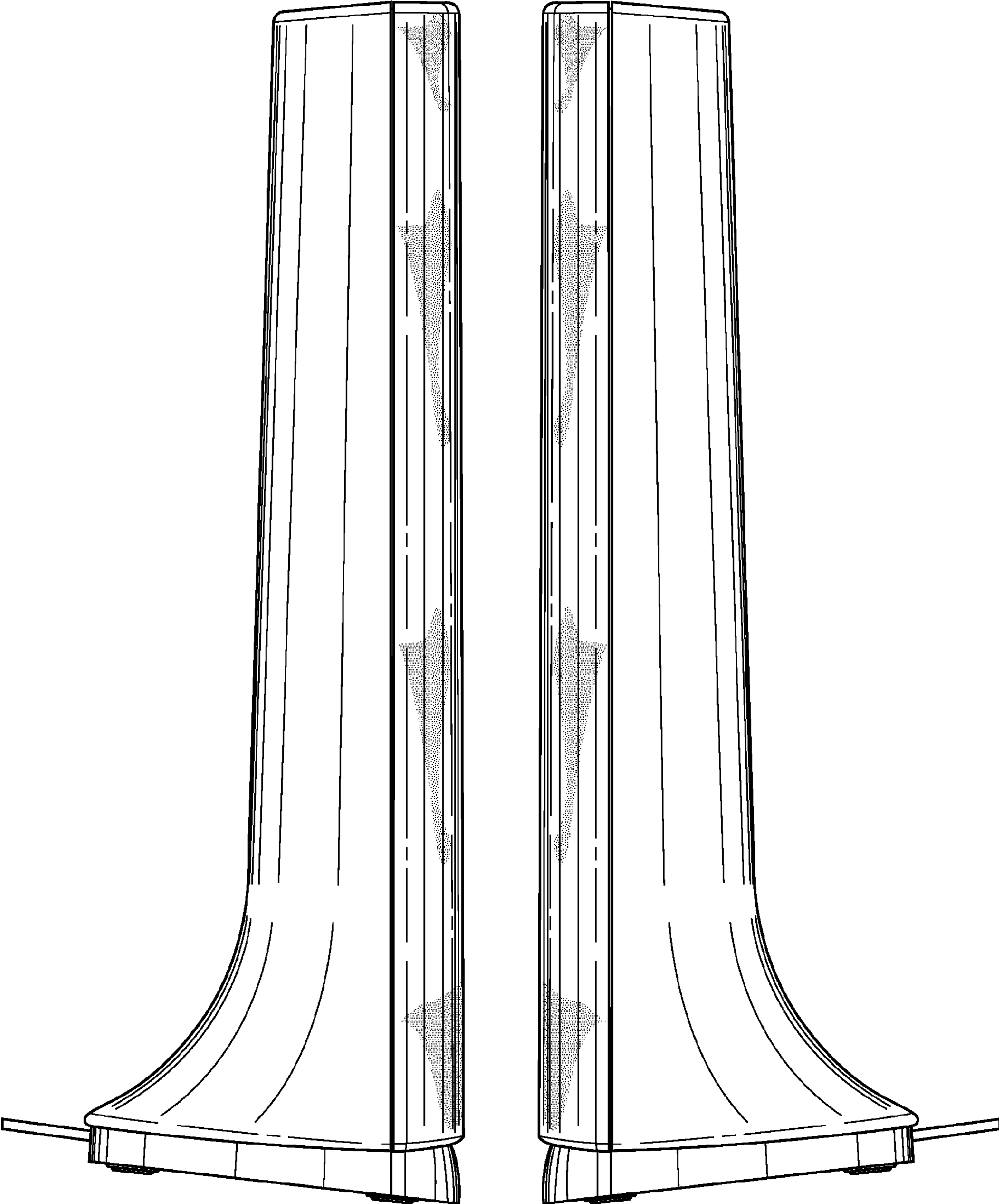


FIG. 3

FIG. 4

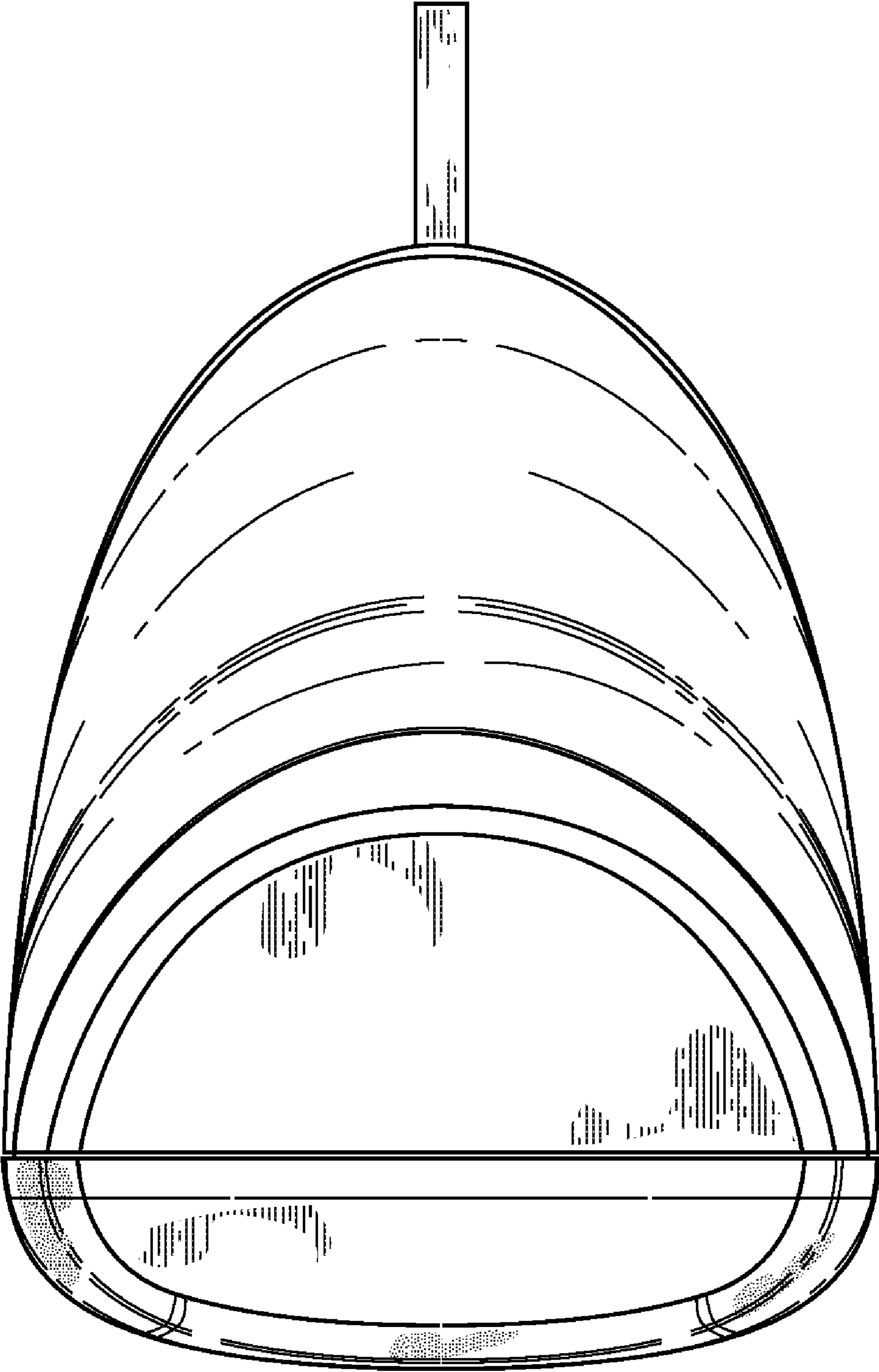


FIG. 5

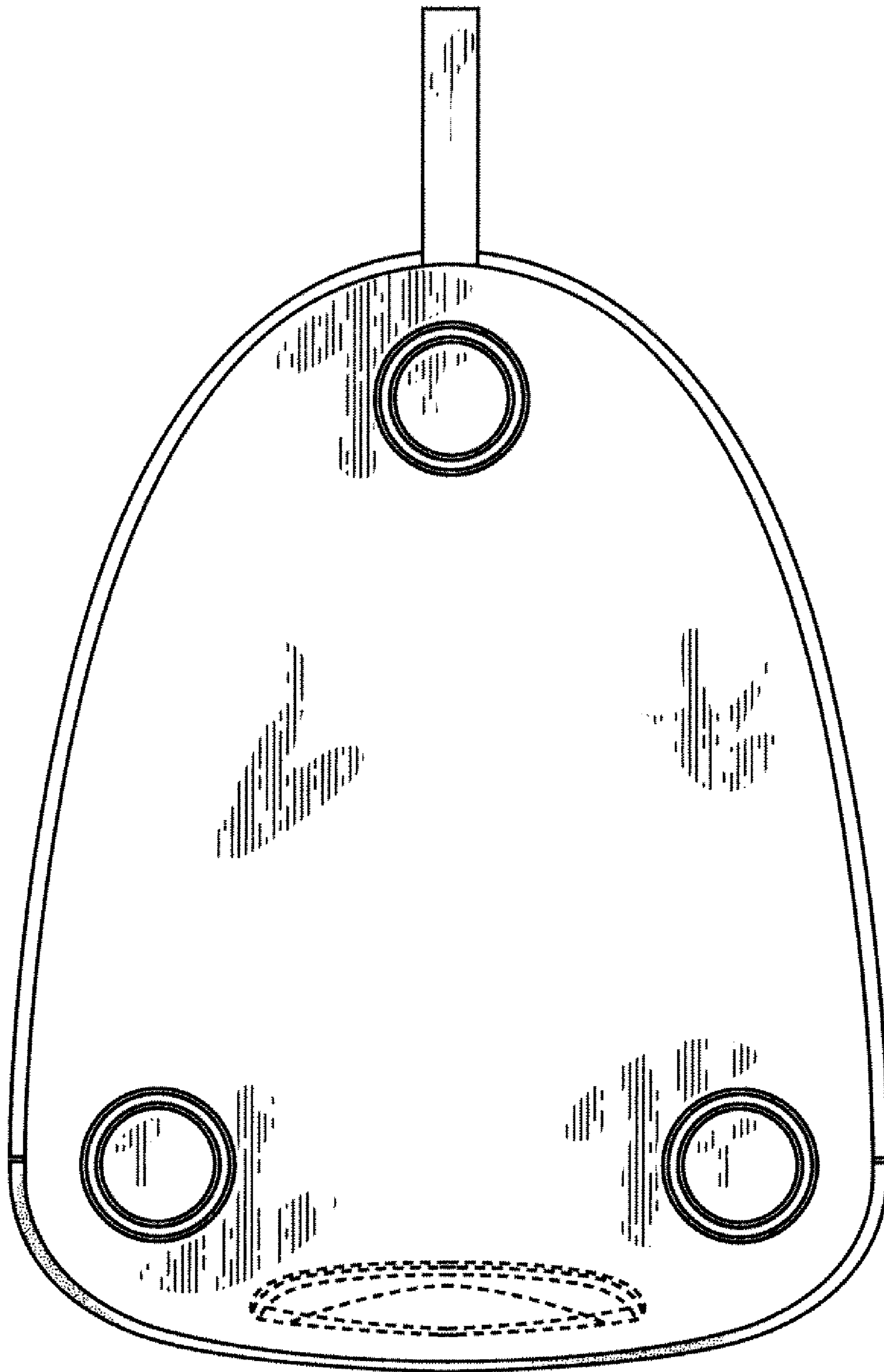


FIG. 6



FIG. 7