



US00D633052S

(12) **United States Design Patent**
Inui et al.

(10) **Patent No.:** **US D633,052 S**
(45) **Date of Patent:** **** Feb. 22, 2011**

(54) **CONTROLLER FOR AN ELECTRIC BLANKET**

(75) Inventors: **Hiromi Inui**, Moriguchi (JP); **Seiichi Kawakami**, Moriguchi (JP); **Takuo Nomi**, Moriguchi (JP); **Shinji Oda**, Moriguchi (JP)

(73) Assignee: **Sanyo Electric Co., Ltd.**, Osaka (JP)

(**) Term: **14 Years**

(21) Appl. No.: **29/347,900**

(22) Filed: **Jul. 20, 2010**

Related U.S. Application Data

(62) Division of application No. 29/347,377, filed on Dec. 18, 2009.

(30) **Foreign Application Priority Data**

Aug. 26, 2009 (JP) 2009-019521
Aug. 26, 2009 (JP) 2009-019522

(51) **LOC (9) Cl.** **13-03**

(52) **U.S. Cl.** **D13/168**

(58) **Field of Classification Search** D6/595,
D6/596, 601, 602, 603, 605; 5/482, 485,
5/488-491, 494-502, 907; 219/212, 528;
D13/168

See application file for complete search history.

(56) **References Cited**

U.S. PATENT DOCUMENTS

D337,473 S * 7/1993 Deandrea, Jr. D6/603

7,019,262 B1 * 3/2006 Lu 219/212
D581,371 S * 11/2008 Richmond D13/168
2005/0011882 A1 * 1/2005 Kim 219/528
2007/0221645 A1 * 9/2007 Castracane et al. 219/212

FOREIGN PATENT DOCUMENTS

KR 30-0342067 1/2004

* cited by examiner

Primary Examiner—Janice E Seeger

(74) *Attorney, Agent, or Firm*—Rabin & Berdo, PC

(57) **CLAIM**

The ornamental design for a controller for an electric blanket, as shown and described.

DESCRIPTION

FIG. 1 is a front elevational view of a controller for an electric blanket showing our new design;

FIG. 2 is a rear elevational view thereof;

FIG. 3 is a top plan view thereof;

FIG. 4 is a bottom plan view thereof;

FIG. 5 is a right side elevational view thereof;

FIG. 6 is a left side elevational view thereof; and,

FIG. 7 is a cross-sectional view taken along line 7—7 in FIG. 1.

The connecting cord is shown broken away with broken lines to indicate indeterminate length.

1 Claim, 2 Drawing Sheets

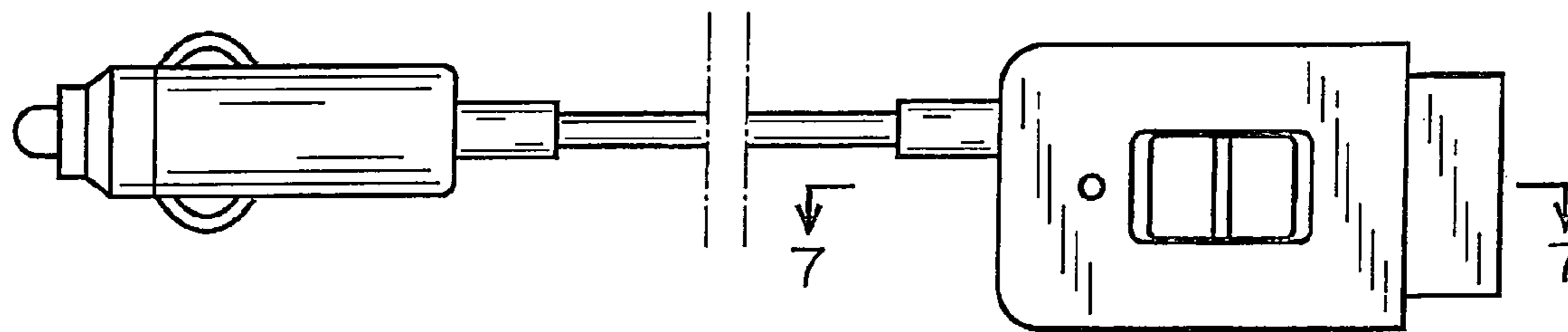


FIG. 1

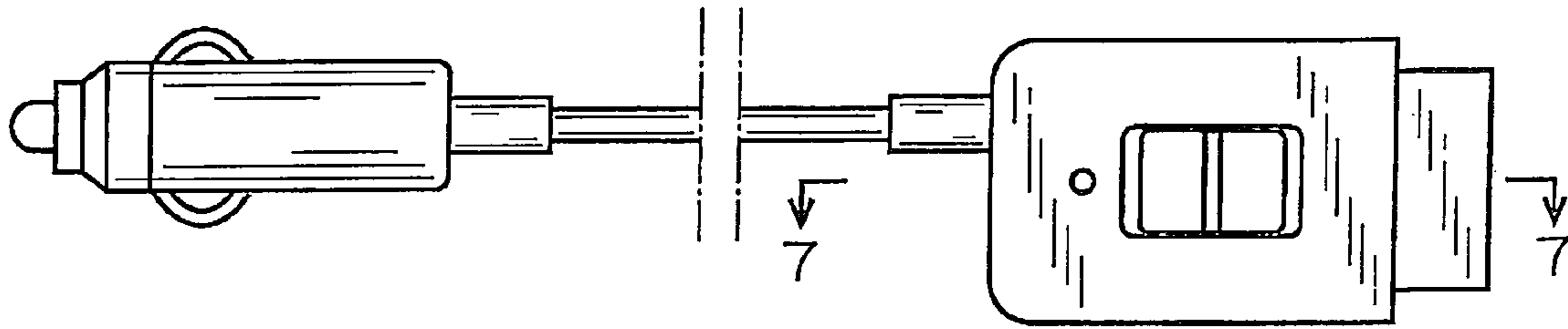


FIG. 2

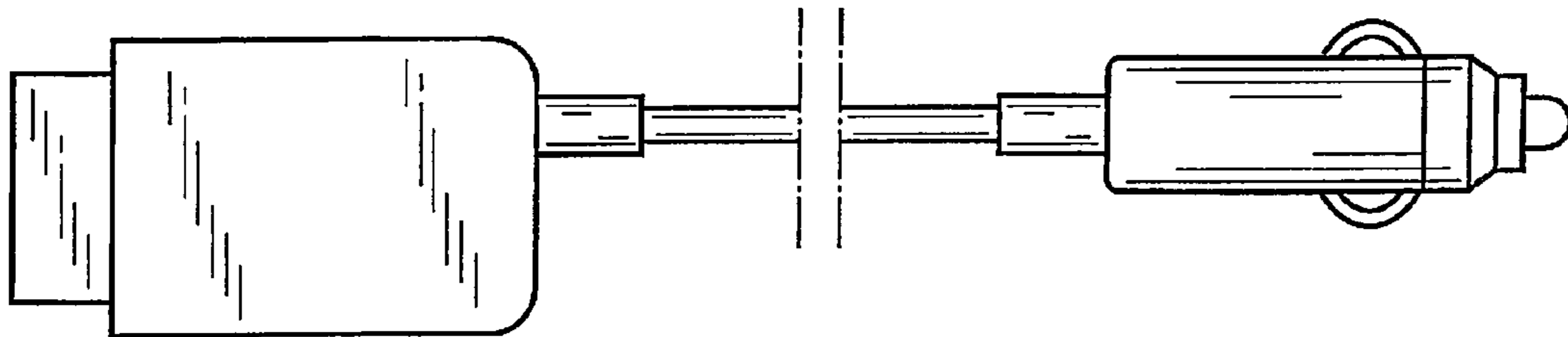


FIG. 3

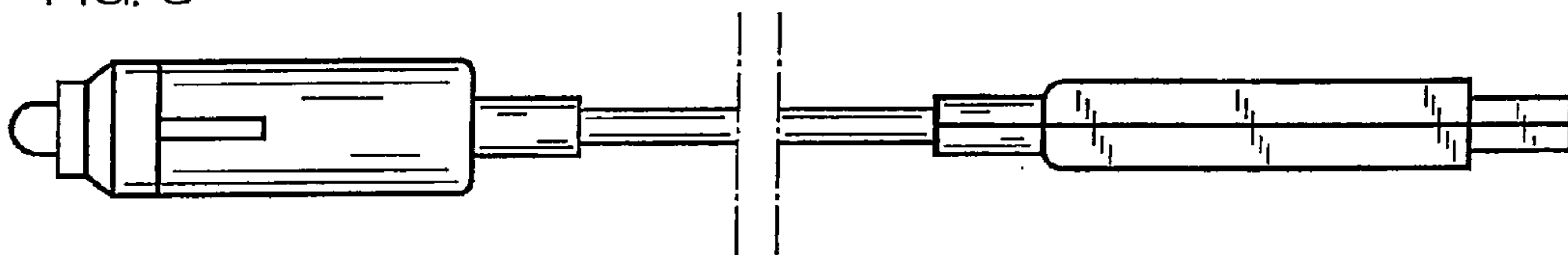


FIG. 4

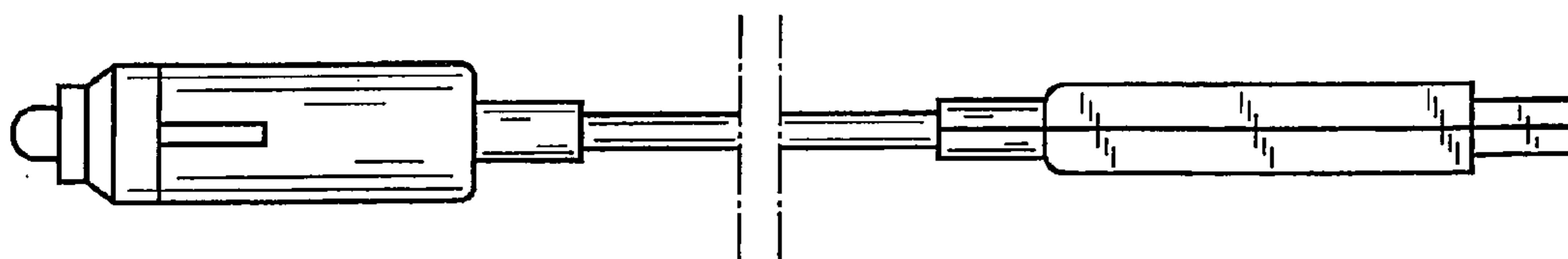


FIG. 5

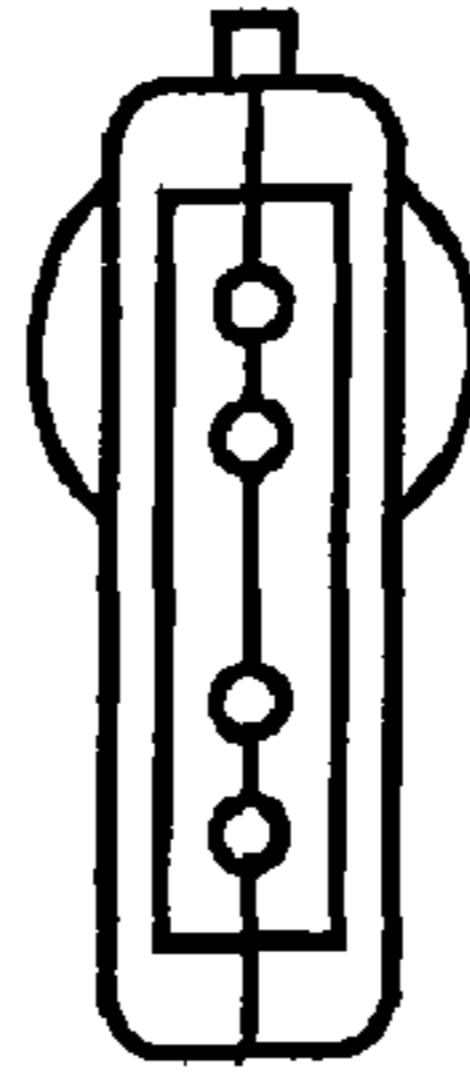


FIG. 6

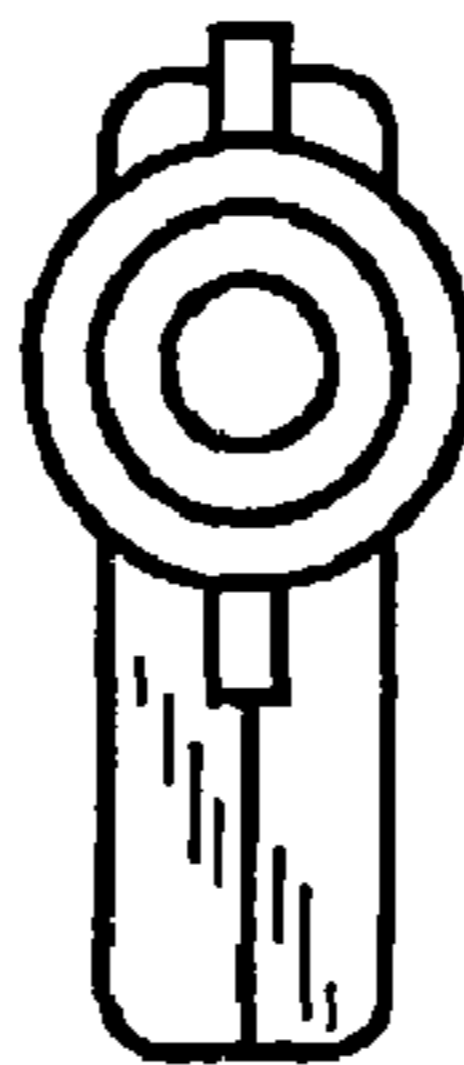


FIG. 7

