



US00D633029S

(12) **United States Design Patent**
Stephanis et al.

(10) **Patent No.:** **US D633,029 S**

(45) **Date of Patent:** **** Feb. 22, 2011**

(54) **SIDE MIRROR COVER**

(76) Inventors: **Apostolos Stephanis**, P.O. Box 986,
Liberty Lake, WA (US) 99019; **Rebecca**
Stephanis, P.O. Box 986, Liberty Lake,
WA (US) 99019

(**) Term: **14 Years**

(21) Appl. No.: **29/365,622**

(22) Filed: **Jul. 12, 2010**

(51) **LOC (9) Cl.** **12-16**

(52) **U.S. Cl.** **D12/401; D12/188**

(58) **Field of Classification Search** D12/401,
D12/188, 187, 189; D21/754; D3/299, 300,
D3/303; 40/518; 248/475.1, 476-483; 359/855,
359/838, 841, 842-844, 868, 871, 604, 881,
359/514, 866; 259/868; D6/300, 309
See application file for complete search history.

(56) **References Cited**

U.S. PATENT DOCUMENTS

260,576	A *	7/1882	Roberdeaux	172/369
606,107	A *	6/1898	Siims	24/323
3,426,815	A *	2/1969	Ashlin et al.	150/160
4,915,488	A *	4/1990	Lambert et al.	359/608
4,974,355	A *	12/1990	Abrams	40/591
D330,927	S *	11/1992	Diener et al.	D21/754
D390,529	S *	2/1998	Adams et al.	D12/401
D399,655	S *	10/1998	Maxham	D3/303
D433,344	S *	11/2000	Hsu	D10/72
D446,270	S *	8/2001	Bernath	D21/754
6,325,121	B1 *	12/2001	Hudnall	150/166
D550,457	S *	9/2007	Schlegel	D3/300

D550,960	S *	9/2007	Schlegel	D3/300
D555,572	S *	11/2007	Harrell	D12/401
D576,939	S *	9/2008	Corley et al.	D12/401

* cited by examiner

Primary Examiner—Caron Veynar
Assistant Examiner—Katrina A Kile
(74) *Attorney, Agent, or Firm*—Lee & Hayes, PLLC

(57) **CLAIM**

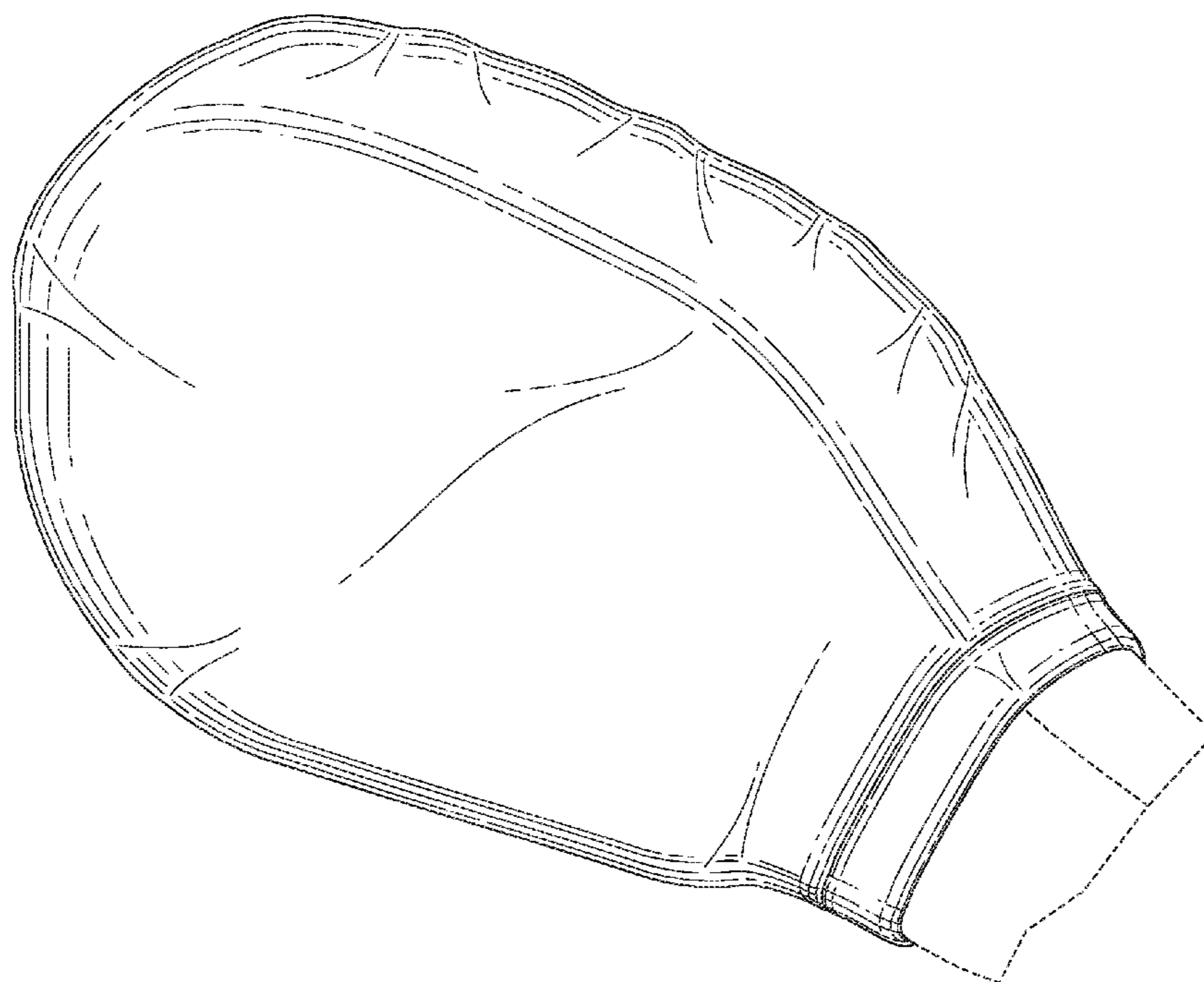
The ornamental design for a side mirror cover, as shown and described.

DESCRIPTION

FIG. 1 is a front perspective view of the side mirror cover with strap;
FIG. 2 is a rear perspective view of the side mirror cover with strap;
FIG. 3 is a front elevation view of the side mirror cover with strap;
FIG. 4 is a rear elevation view of the side mirror cover with strap;
FIG. 5 is a top elevation view of the side mirror cover of FIG. 1, the bottom view being a mirror image of the top view;
FIG. 6 is a right side view of the side mirror cover of FIG. 1; and,
FIG. 7 is a left side view of the side mirror cover according to the implementation of FIG. 1.

The broken lines in FIGS. 1 and 2 show an automobile mirror and form no part of the claimed design.

1 Claim, 5 Drawing Sheets



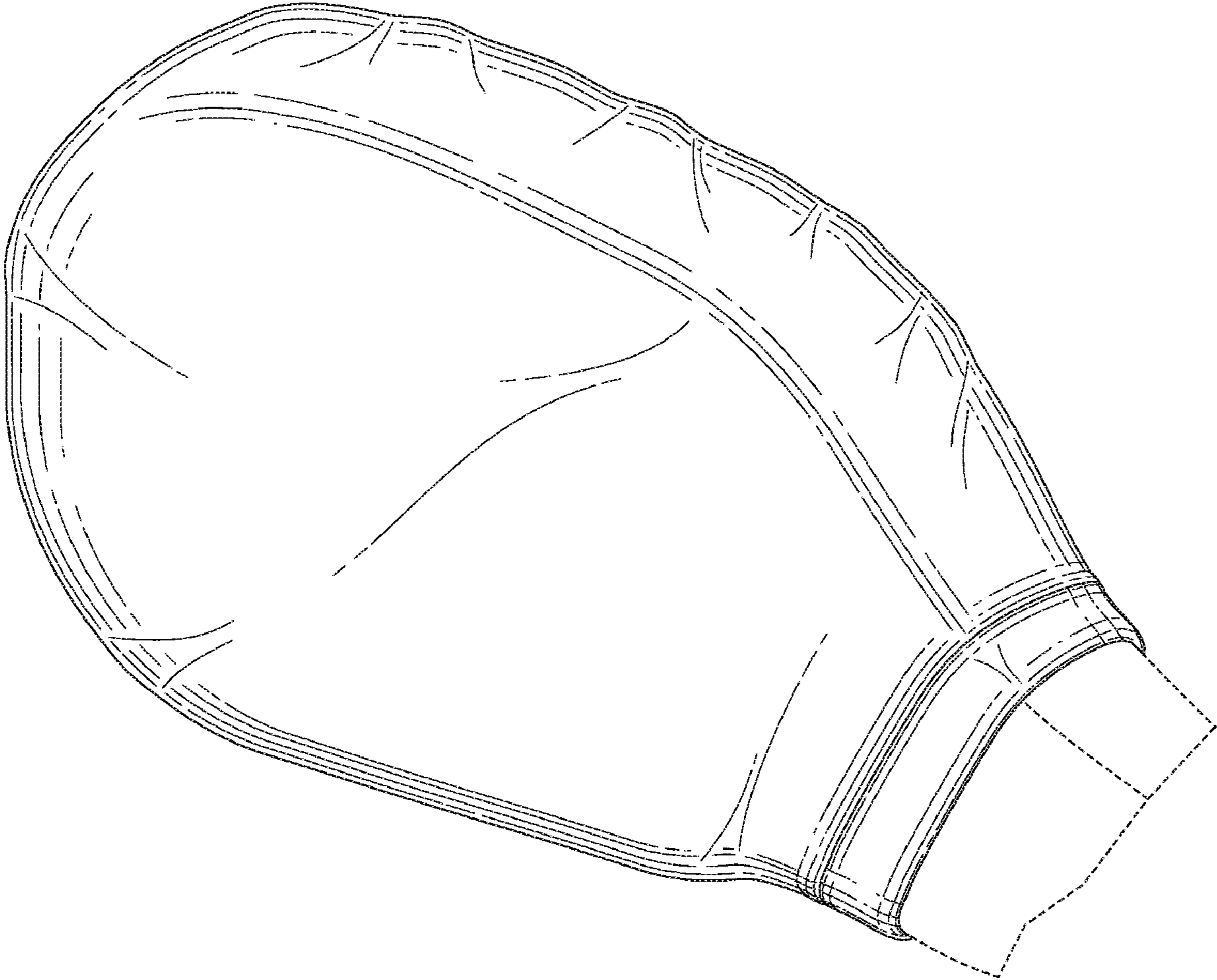


FIG. 1

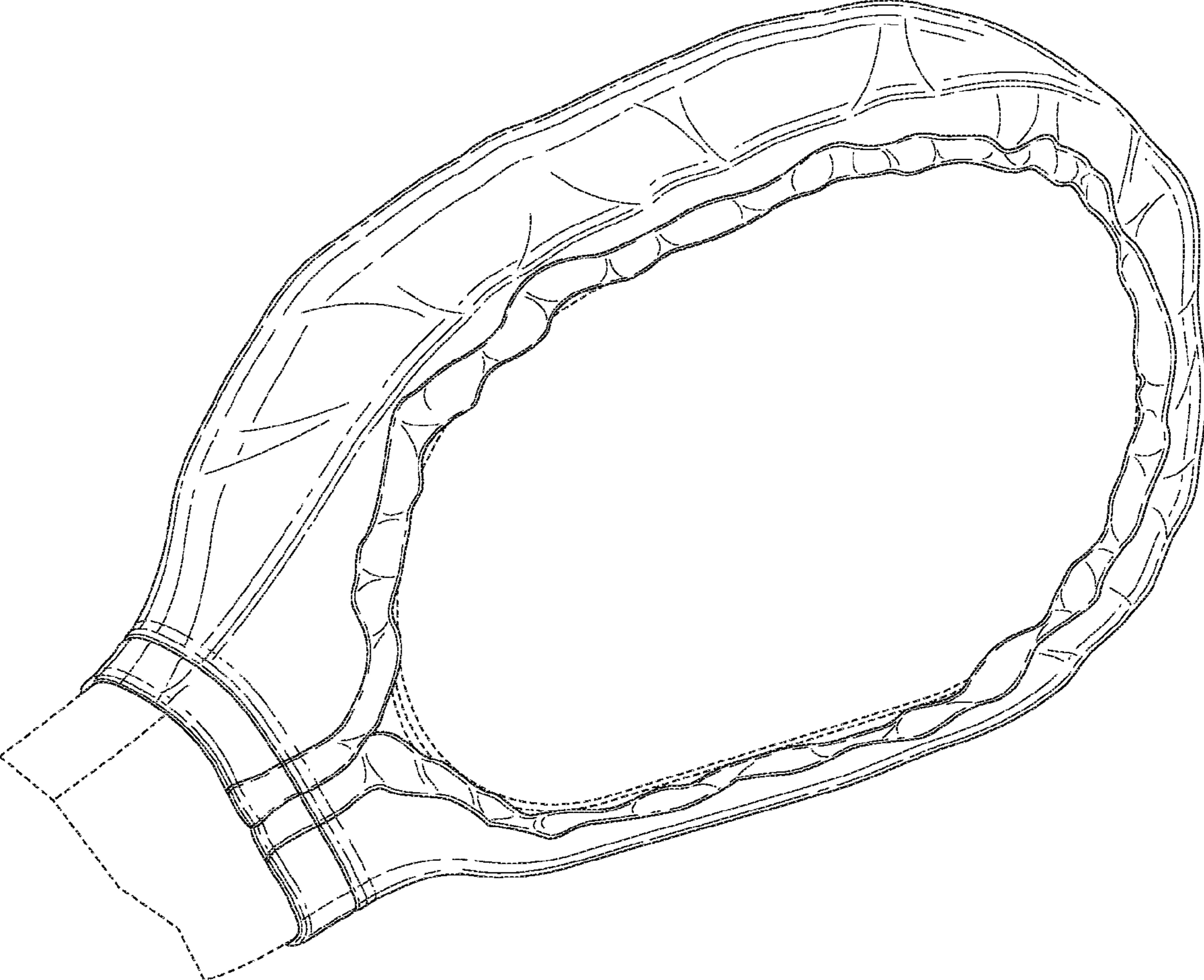


FIG. 2

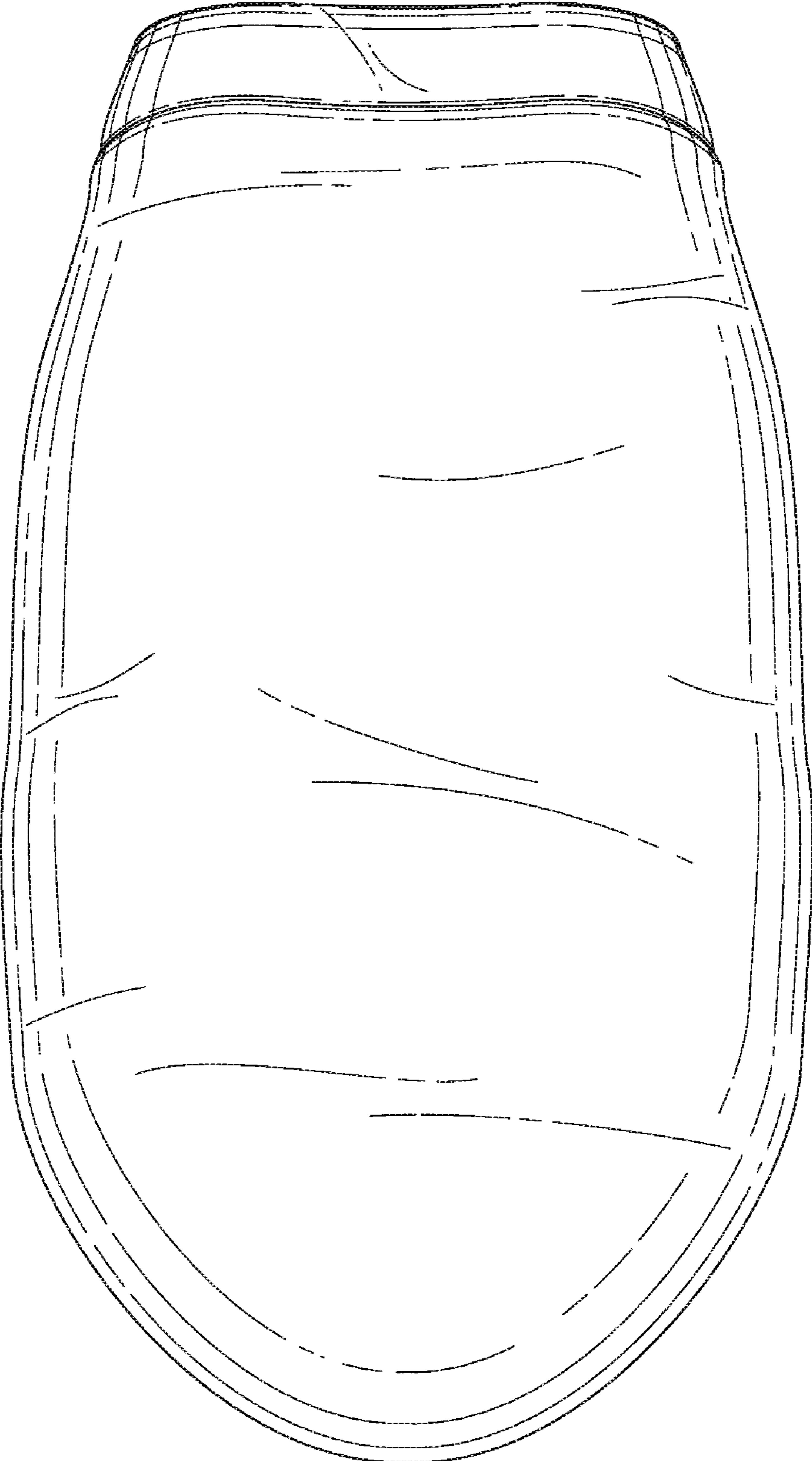


FIG. 3

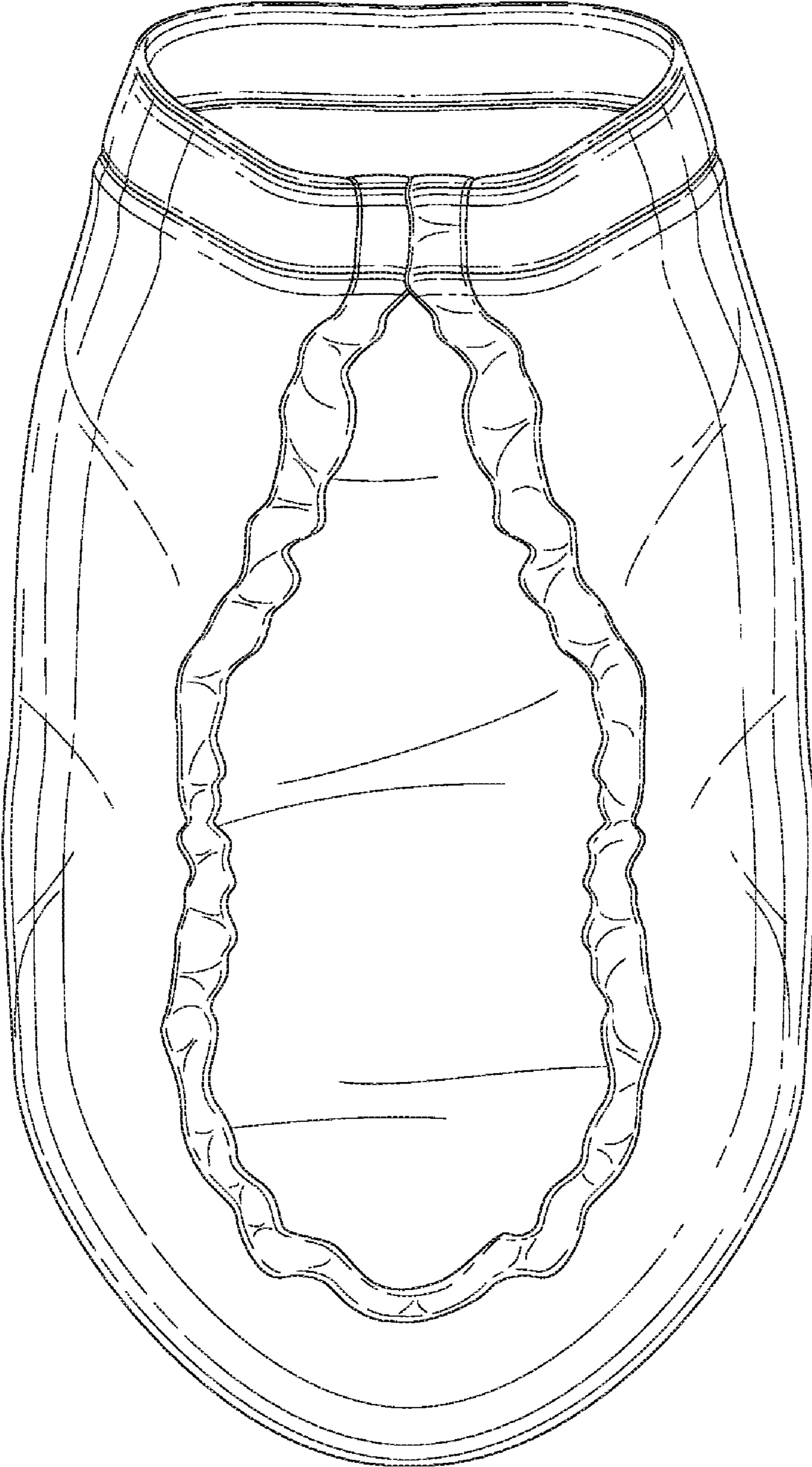


FIG. 4

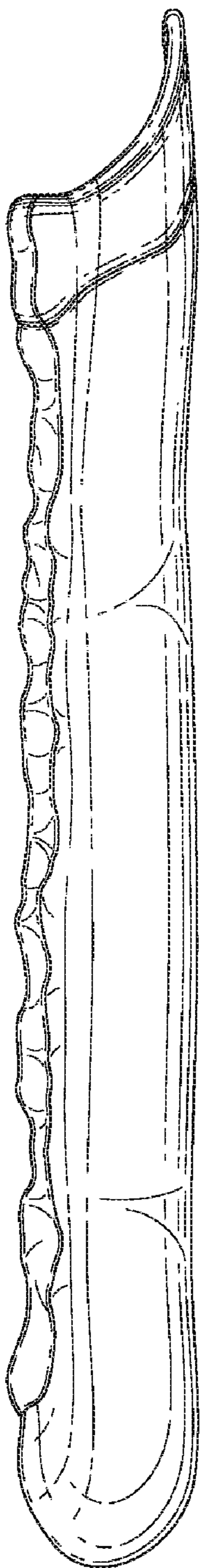


FIG. 5




FIG. 7

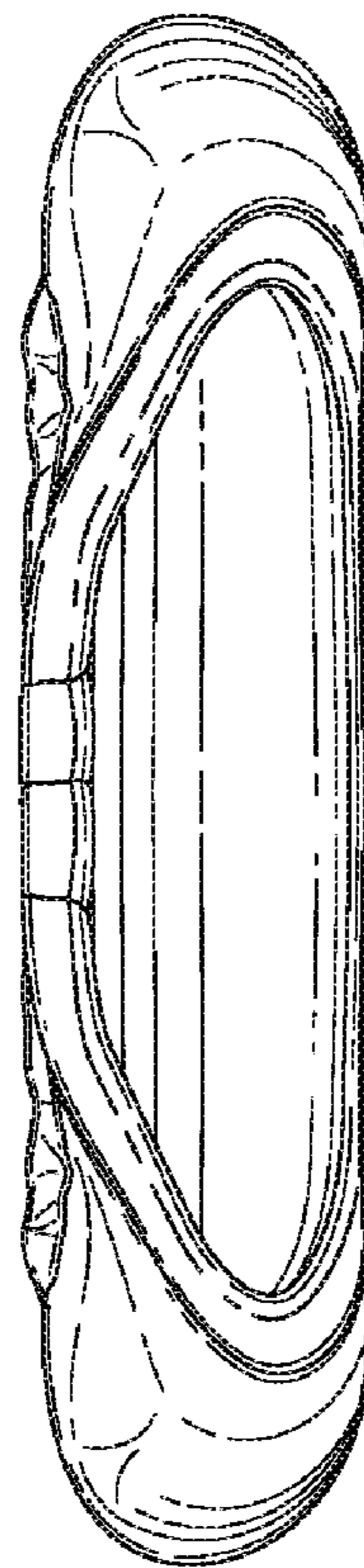


FIG. 6