



US00D633026S

(12) **United States Design Patent**
Matei et al.

(10) **Patent No.:** **US D633,026 S**

(45) **Date of Patent:** **** Feb. 22, 2011**

(54) **WHEEL**

(75) Inventors: **Catalin Matei**, Redondo Beach, CA (US); **Randall Wolstenholm**, Los Angeles, CA (US)

(73) Assignee: **Honda Motor Co., Ltd.**, Tokyo (JP)

(**) Term: **14 Years**

(21) Appl. No.: **29/363,658**

(22) Filed: **Jun. 11, 2010**

(51) **LOC (9) Cl.** **12-16**

(52) **U.S. Cl.** **D12/211**

(58) **Field of Classification Search** D12/204-213;
301/37.101, 64.101, 65, 64.201

See application file for complete search history.

(56) **References Cited**

U.S. PATENT DOCUMENTS

D258,503 S *	3/1981	Semple	D12/211
D456,333 S *	4/2002	Pollmann	D12/211
D475,337 S *	6/2003	Kataoka	D12/209
D490,354 S *	5/2004	Kataoka	D12/209
D504,380 S *	4/2005	Kushartanto	D12/209
D513,222 S *	12/2005	Pohanka	D12/211
D539,725 S *	4/2007	Plumer	D12/211

D546,265 S *	7/2007	Young	D12/211
D558,119 S *	12/2007	Guidry	D12/211
D570,760 S *	6/2008	Hieke	D12/211
D576,537 S *	9/2008	Chung	D12/211
D580,333 S *	11/2008	Gallert	D12/209
D617,716 S *	6/2010	Lamm et al.	D12/211
D620,869 S *	8/2010	Groom	D12/211

* cited by examiner

Primary Examiner—Stacia Cadmus

(74) *Attorney, Agent, or Firm*—Plumsea Law Group, LLC; Mark E. Duell

(57) **CLAIM**

The ornamental design for a wheel, as shown and described.

DESCRIPTION


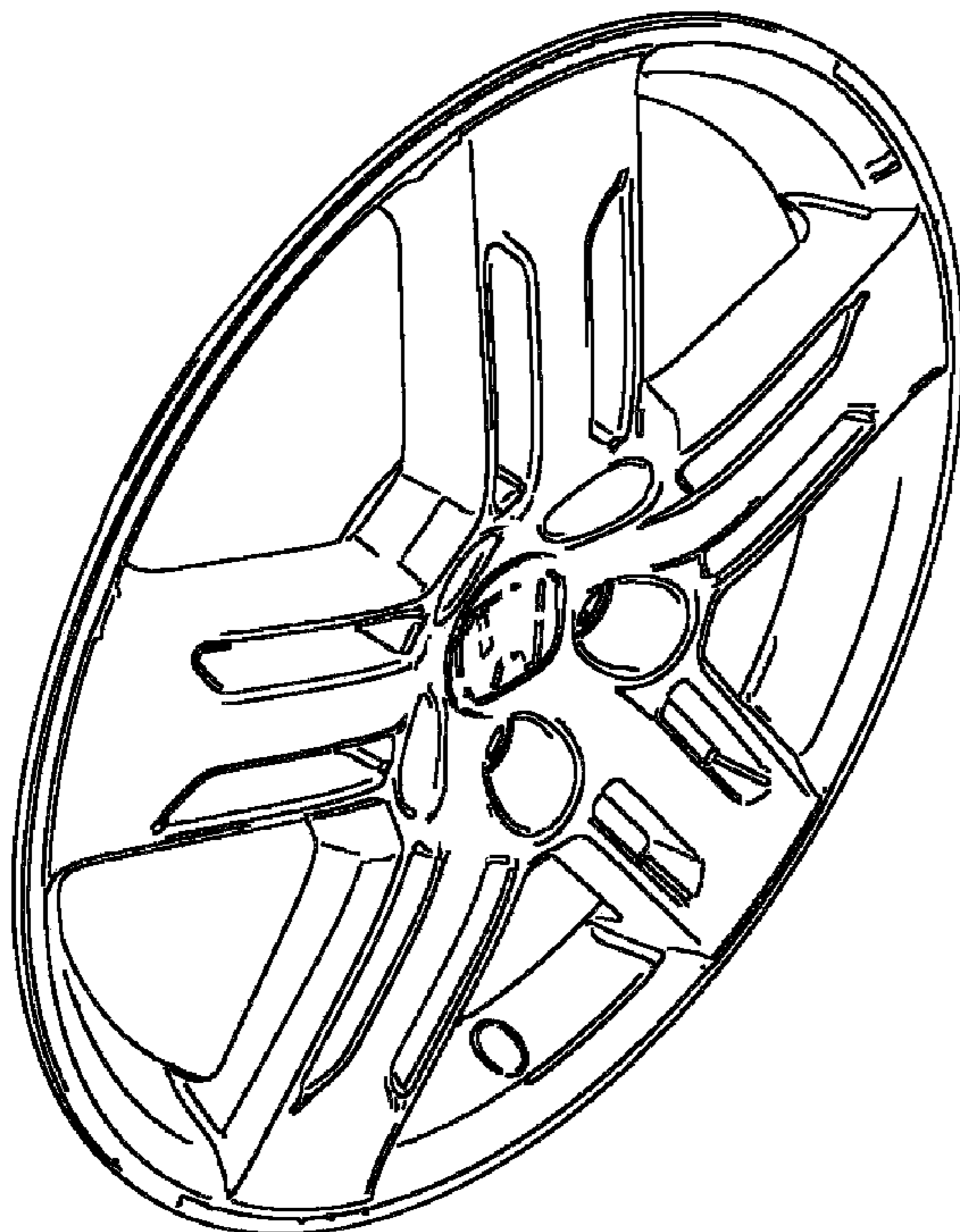
FIG. 1 is a perspective view of a wheel, showing our new design;

FIG. 2 is a front view thereof; and,

FIG. 3 is a side view thereof.

The broken line showing of the rear of the wheel, the valve stem hole, and the bolt holes and center hole in the central hub area is included for the purpose of illustrating environment and forms no part of the claimed design.

1 Claim, 3 Drawing Sheets



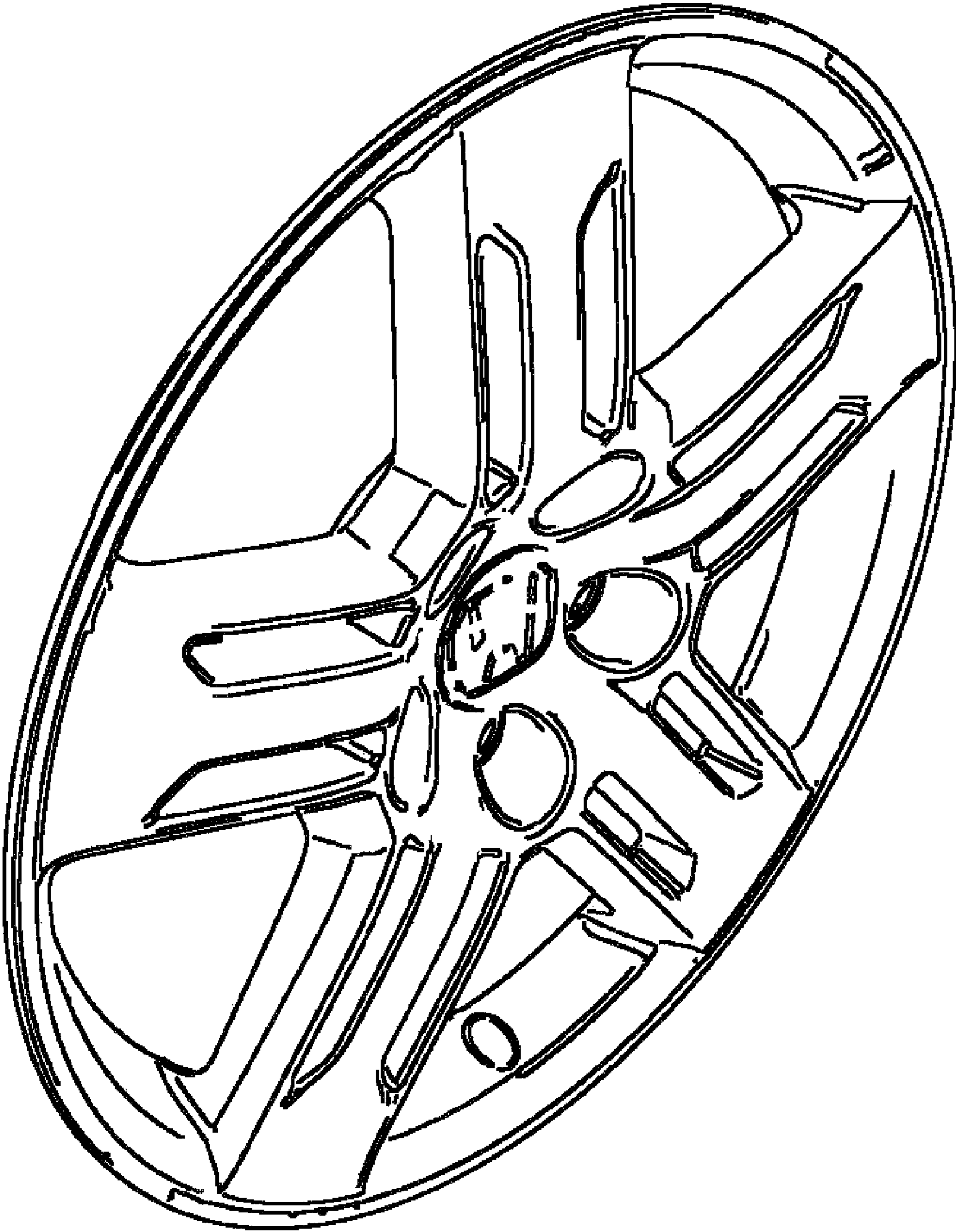


FIG. 1




FIG. 2



FIG. 3