



US00D633015S

(12) **United States Design Patent**
Peltola et al.

(10) **Patent No.:** **US D633,015 S**
(45) **Date of Patent:** **** Feb. 22, 2011**

(54) **TRUCK ROOF UNIT**

(75) Inventors: **Wallace A. Peltola**, Sammamish, WA (US); **Jonathan Duncan**, Seattle, WA (US); **Gerald J. Angelo**, Bellevue, WA (US); **Alec C. Wong**, Bellevue, WA (US); **Mark Dyal**, Renton, WA (US)

(73) Assignee: **PACCAR Inc**, Bellevue, WA (US)

(**) Term: **14 Years**

(21) Appl. No.: **29/360,605**

(22) Filed: **Apr. 28, 2010**

(51) **LOC (9) Cl.** **12-08**

(52) **U.S. Cl.** **D12/181**

(58) **Field of Classification Search** D12/181, D12/184, 191, 196, 400, 190, 88; 280/848, 280/770, 727; 296/91, 180.1–180.5; 180/903
See application file for complete search history.

(56) **References Cited**

U.S. PATENT DOCUMENTS

3,945,677	A *	3/1976	Servais et al.	296/180.2
D248,846	S	8/1978	Stage	
D265,983	S *	8/1982	Sullivan et al.	D12/181
D271,864	S	12/1983	Kangas	
D272,058	S	1/1984	Kangas	
D299,706	S	2/1989	Whitmer	
D307,731	S	5/1990	Kerney	
D311,506	S	10/1990	Marlowe	
D311,712	S	10/1990	Marlowe	
D312,805	S	12/1990	Marlowe	
D313,966	S	1/1991	Marlowe	
D314,163	S *	1/1991	Harris et al.	D12/96
D320,583	S	10/1991	Simons	
D329,214	S	9/1992	Marlowe	
D335,855	S *	5/1993	Callaway et al.	D12/181
D343,597	S	1/1994	Meryman	
D343,819	S *	2/1994	Meryman et al.	D12/181
D374,418	S *	10/1996	Griffin	D12/181
D375,925	S *	11/1996	Griffin	D12/181
D384,914	S	10/1997	Bingaman	

D400,158	S *	10/1998	Meryman et al.	D12/401
D411,140	S	6/1999	Meryman	
D423,990	S	5/2000	Meryman	
D424,489	S *	5/2000	Damon et al.	D12/181
D424,495	S	5/2000	Damon	
D425,450	S	5/2000	Barracough	
D434,347	S	11/2000	Damon	

(Continued)

Primary Examiner—Caron Veynar

Assistant Examiner—Katrina A Kile

(74) *Attorney, Agent, or Firm*—Christensen O'Connor Johnson Kindness PLLC

(57) **CLAIM**

The ornamental design for a truck roof unit, as shown and described.

DESCRIPTION

FIG. 1 is a front right perspective view of a truck roof unit showing our new design;

FIG. 2 is a front elevational view of the truck roof unit of FIG. 1;

FIG. 3 is a rear elevational view of the truck roof unit of FIG. 1;

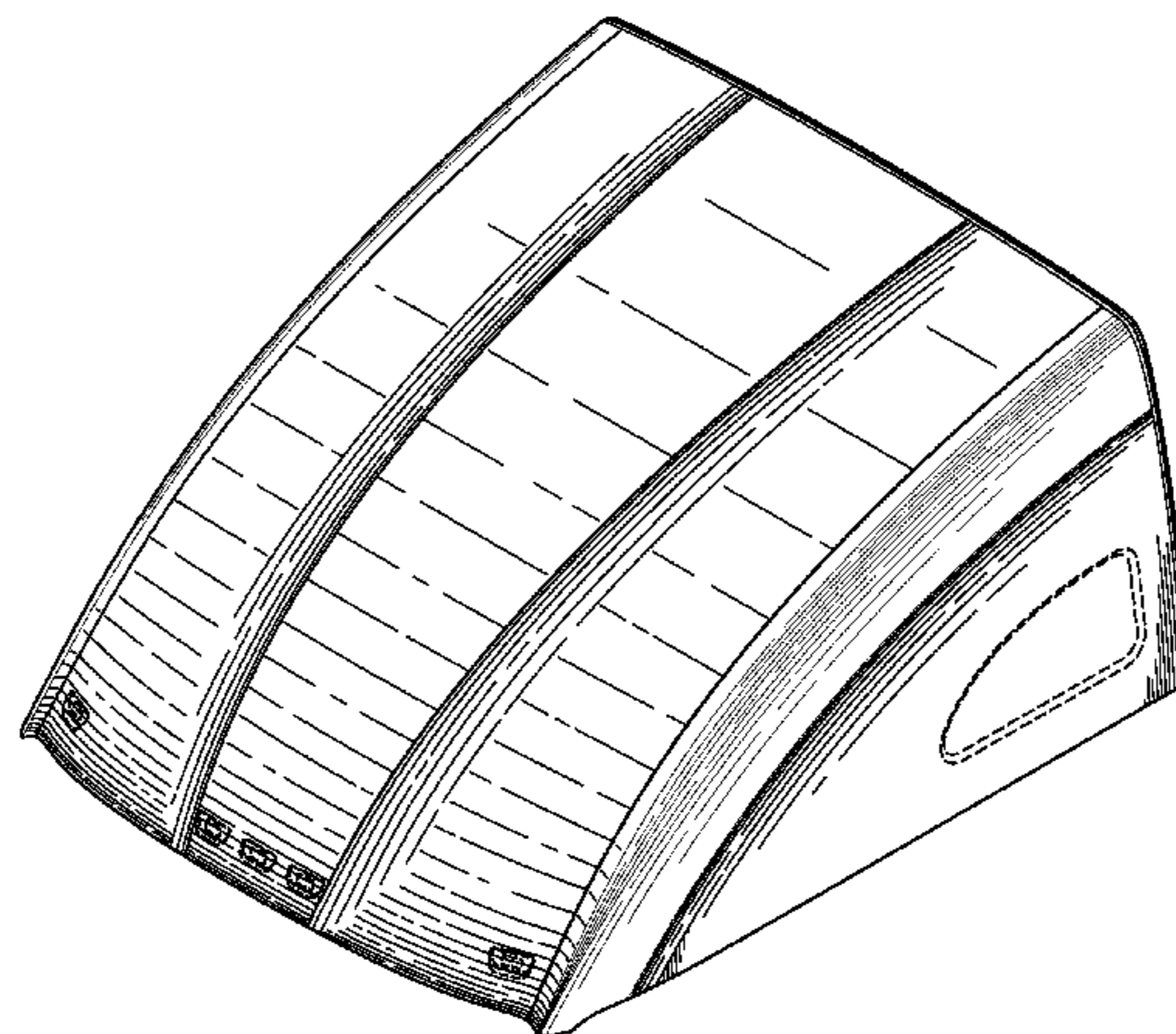
FIG. 4 is a top plan view of the truck roof unit of FIG. 1;

FIG. 5 is a bottom plan view of FIG. 1; and,

FIG. 6 is a right side elevational view of the truck roof unit of FIG. 1, the left side elevational view being mirror symmetrical to FIG. 6.

The broken-line showing of marker light seats and a window depict environmental structure and form no part of the claimed design.

1 Claim, 6 Drawing Sheets



US D633,015 S

Page 2

U.S. PATENT DOCUMENTS		D525,597 S *	7/2006	Lin	D14/126
D436,894 S *	1/2001 Barraclough et al.	D12/96	D595,628 S *	7/2009 Boyd	D12/181
D437,258 S	2/2001 Meryman				
D475,657 S	6/2003 Wong				

* cited by examiner

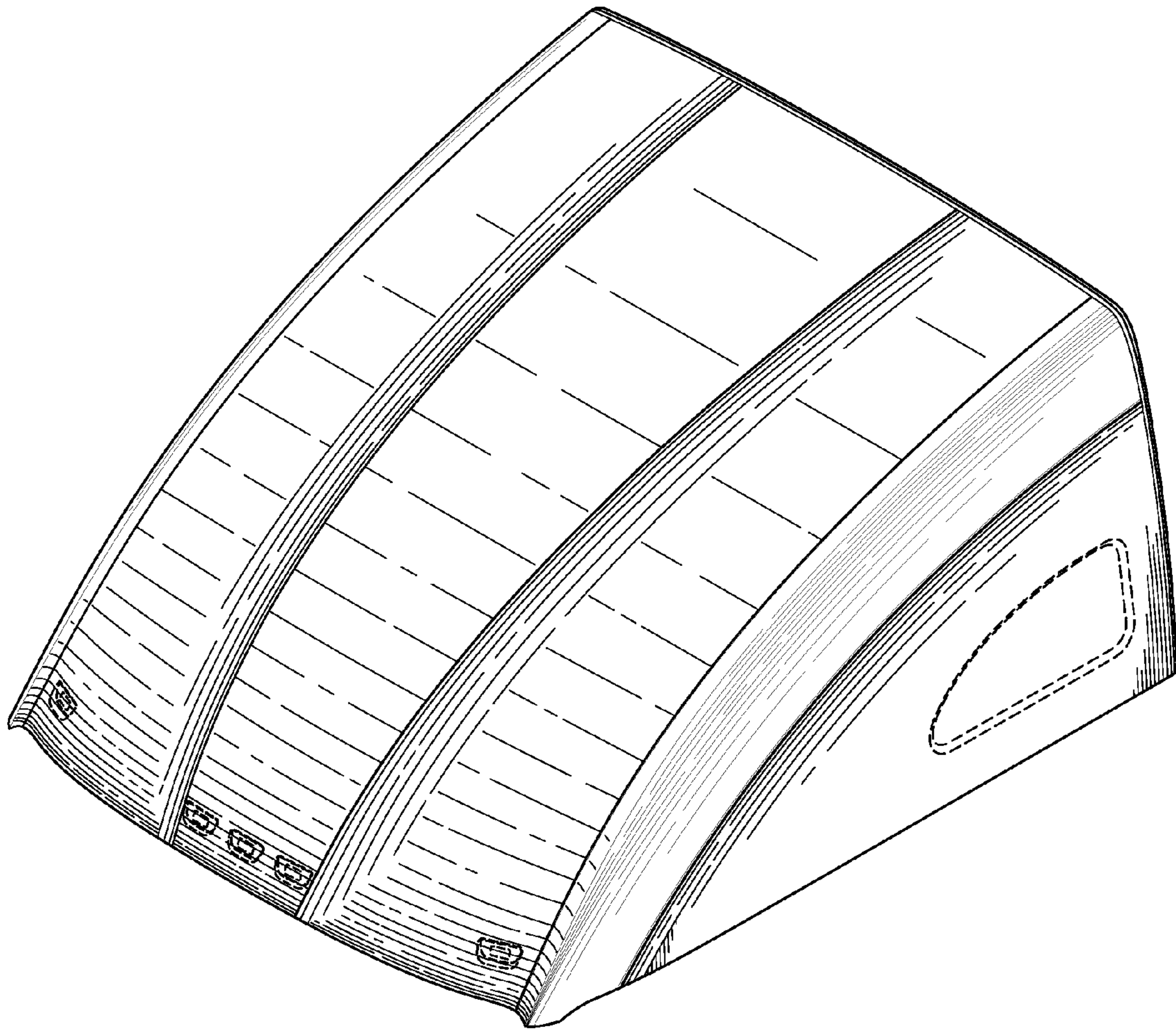


Fig. 1.

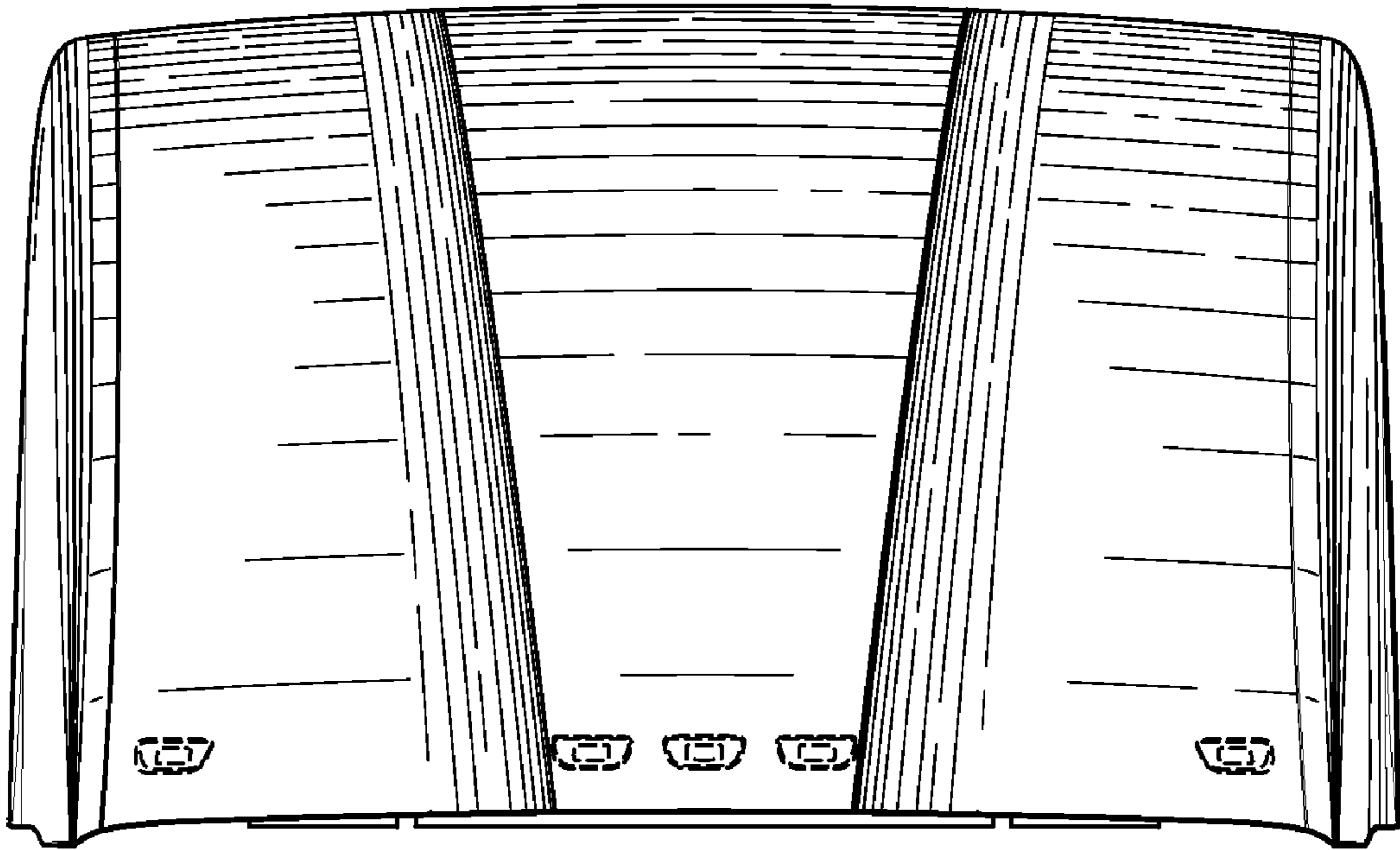


Fig. 2.

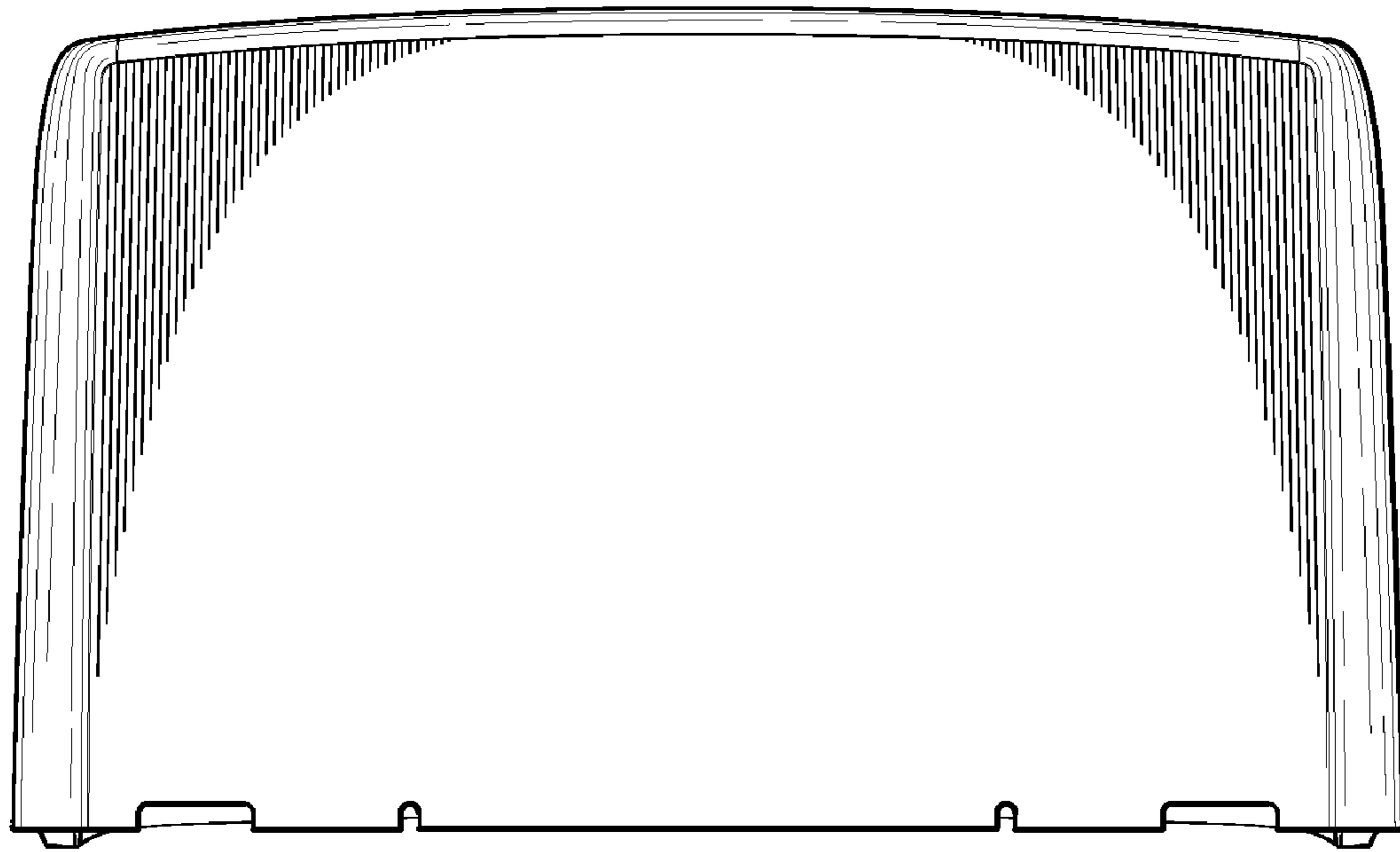


Fig. 3.

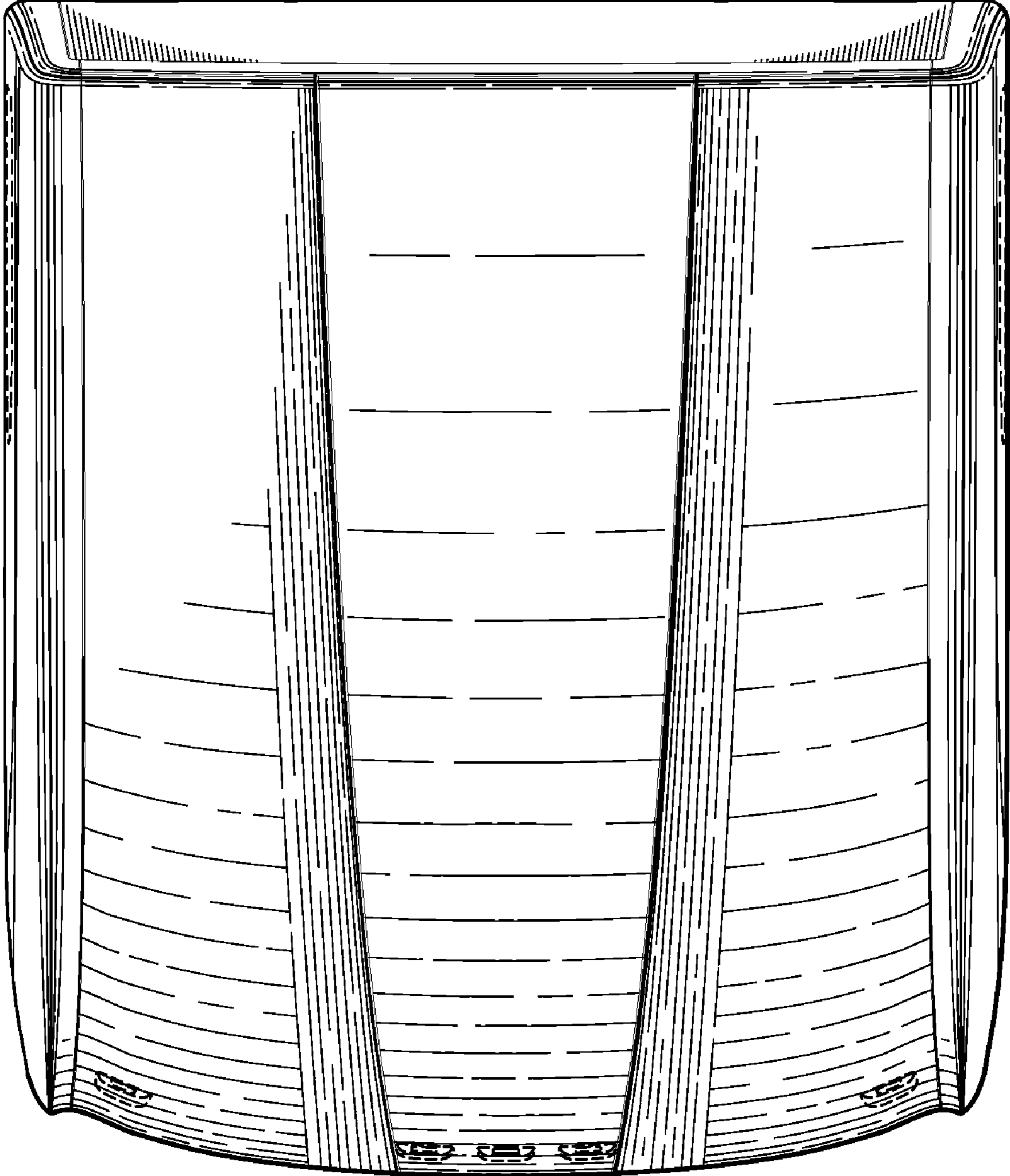


Fig. 4.

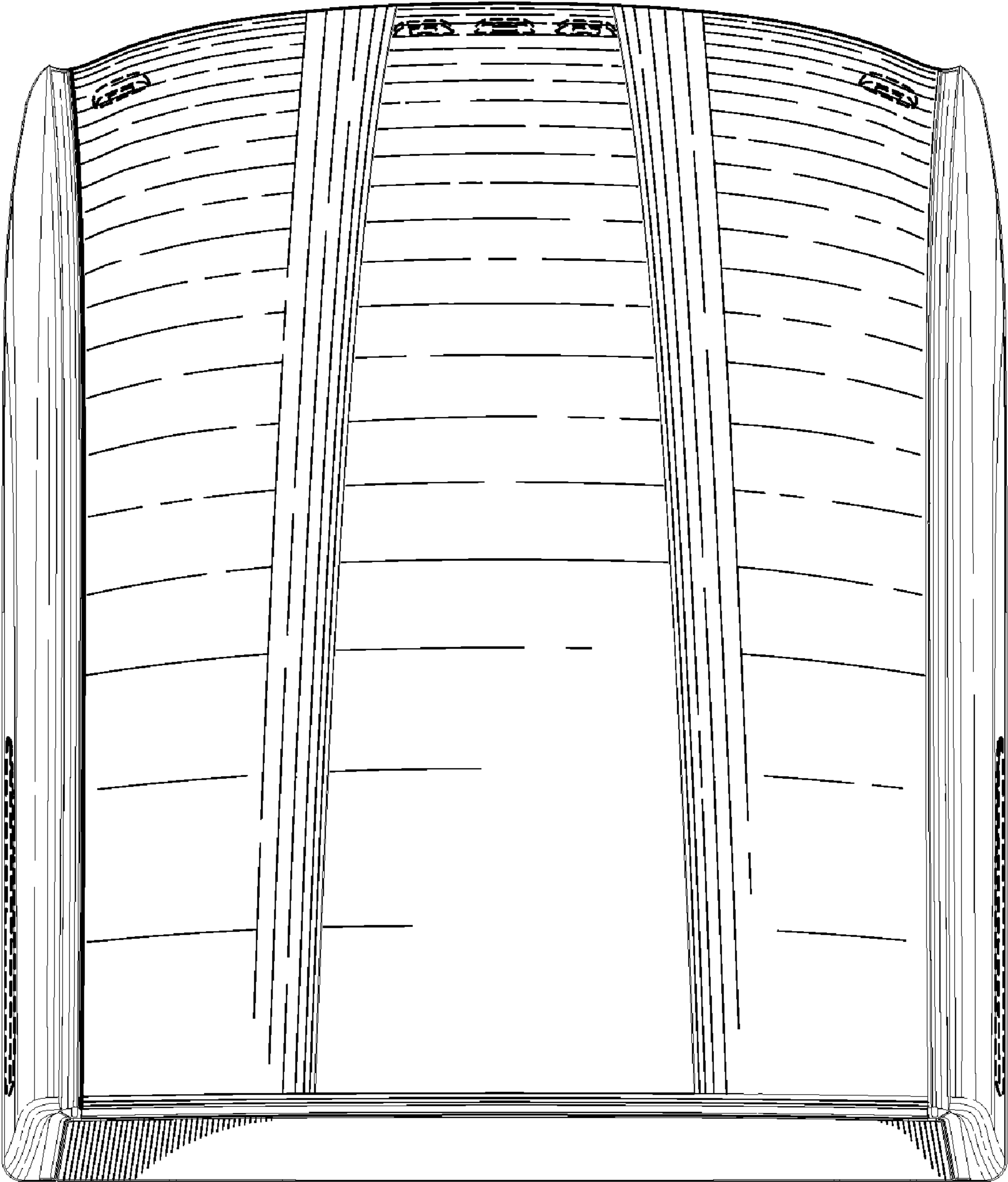


Fig. 5.

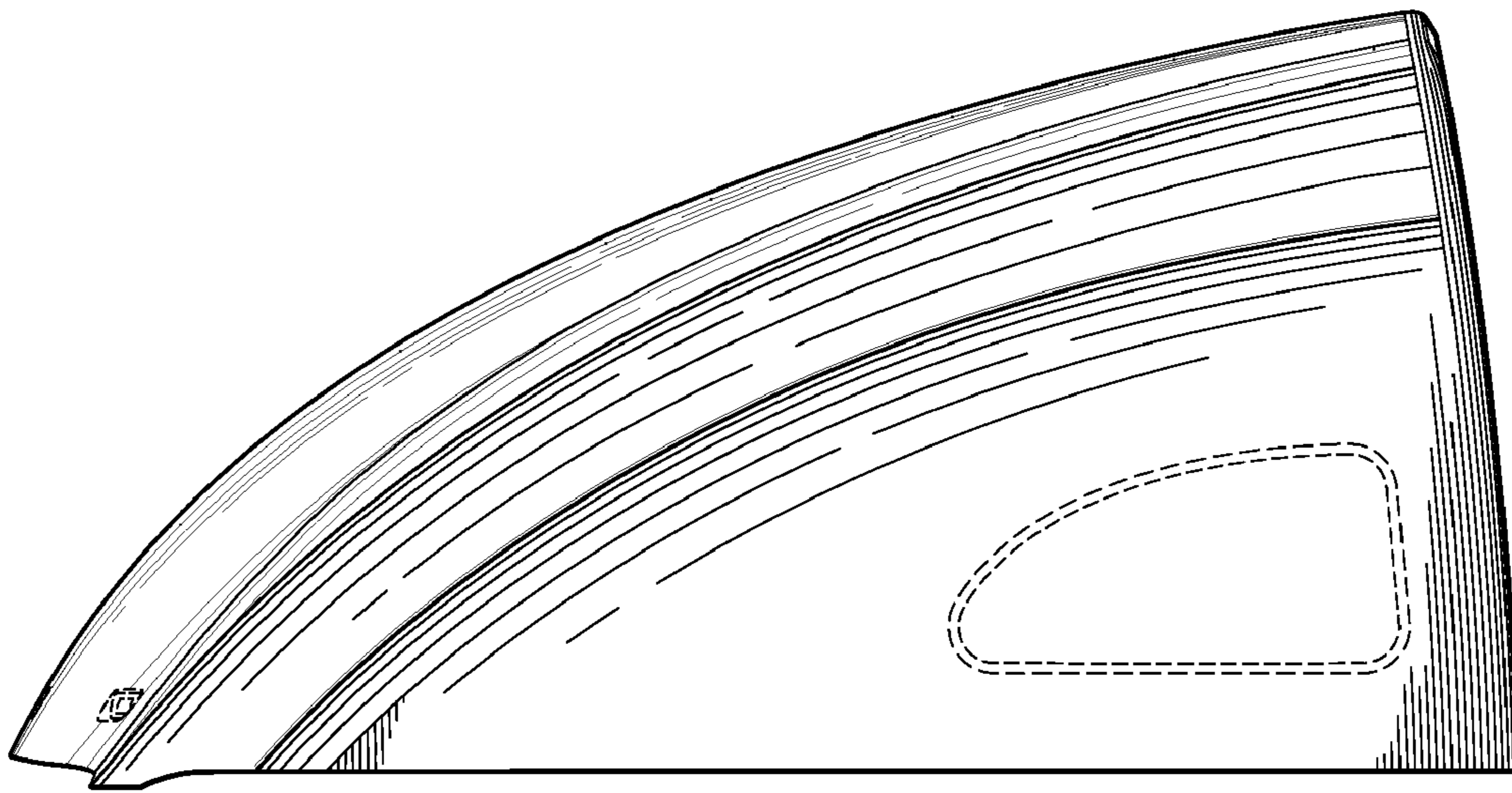


Fig. 6.