



US00D633005S

(12) **United States Design Patent**
Chen

(10) **Patent No.:** **US D633,005 S**

(45) **Date of Patent:** **** Feb. 22, 2011**

(54) **METAL RIBBON**

(76) **Inventor:** **Tsung-Wei Chen**, No. 138, Lane 485, Ta Pu Road, Nan Yao Li, Changhua City (TW)

(**) **Term:** **14 Years**

(21) **Appl. No.:** **29/377,214**

(22) **Filed:** **Oct. 19, 2010**

(51) **LOC (9) Cl.** **11-02**

(52) **U.S. Cl.** **D11/184**

(58) **Field of Classification Search** D11/121, D11/131, 132, 133, 134, 135, 157, 164, 184; 428/7, 12, 15, 18, 20, 542.2, 542.6; 273/157 R, 273/157 A

See application file for complete search history.

(56) **References Cited**

U.S. PATENT DOCUMENTS

2,841,905	A *	7/1958	Wanchek	428/5
2,886,912	A *	5/1959	Rowland	428/5
D326,020	S *	5/1992	Kleinen	D5/18
D333,801	S *	3/1993	Asano et al.	D11/184
D343,956	S *	2/1994	Wechsler et al.	D5/40

D347,525	S *	6/1994	Wechsler et al.	D5/7
D412,074	S *	7/1999	DeWitt	D6/466
D466,339	S *	12/2002	Risdon	D6/491
6,783,815	B2 *	8/2004	Flohe	428/11
6,878,422	B1 *	4/2005	Spaar	428/9

* cited by examiner

Primary Examiner—Holly H Baynham
Assistant Examiner—Michelle E Wilson

(57) **CLAIM**

The ornamental design for a metal ribbon, as shown and described.

DESCRIPTION

FIG. 1 is a perspective view of a ribbon showing my new design;

FIG. 2 is a front elevation view thereof;

FIG. 3 is a rear elevation view thereof;

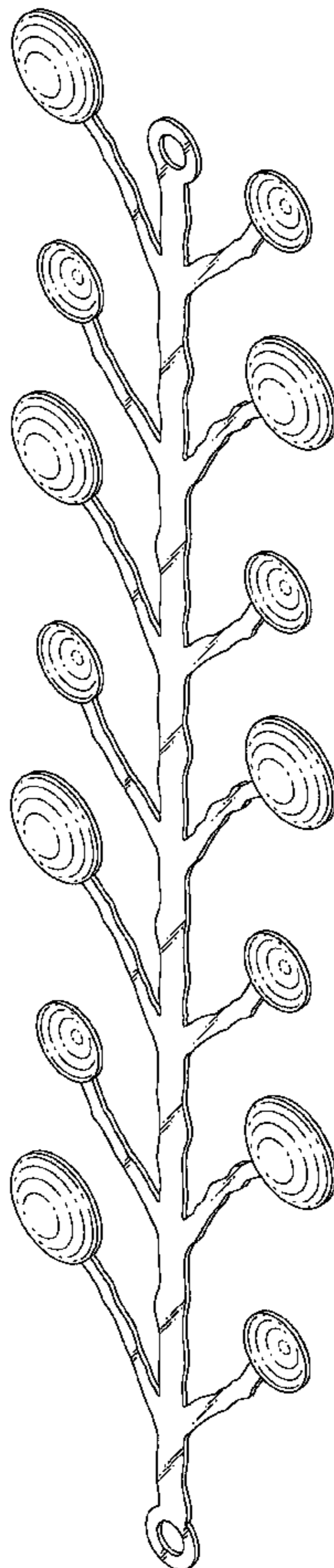
FIG. 4 is a left side elevation view thereof;

FIG. 5 is a right side elevation view thereof;

FIG. 6 is a top plan view thereof; and,

FIG. 7 is bottom plan view thereof.

1 Claim, 4 Drawing Sheets



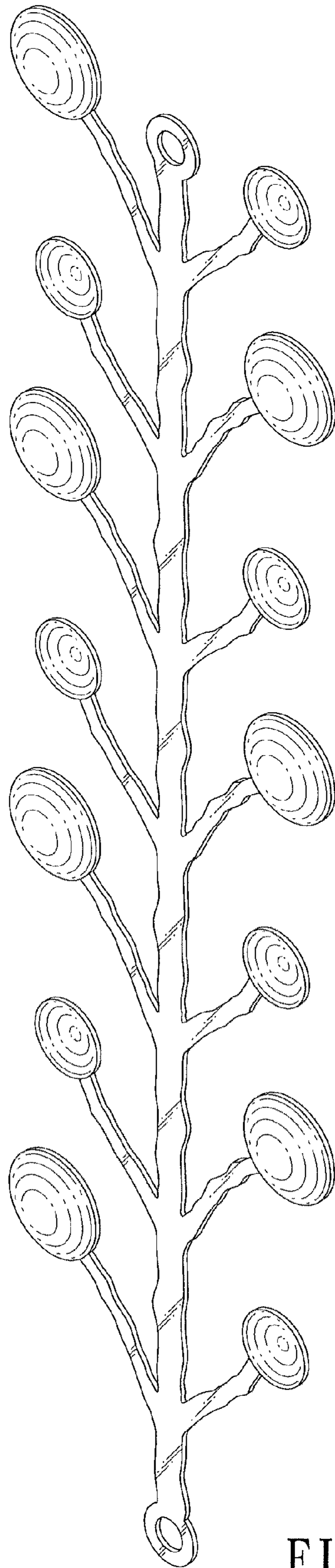


FIG. 1

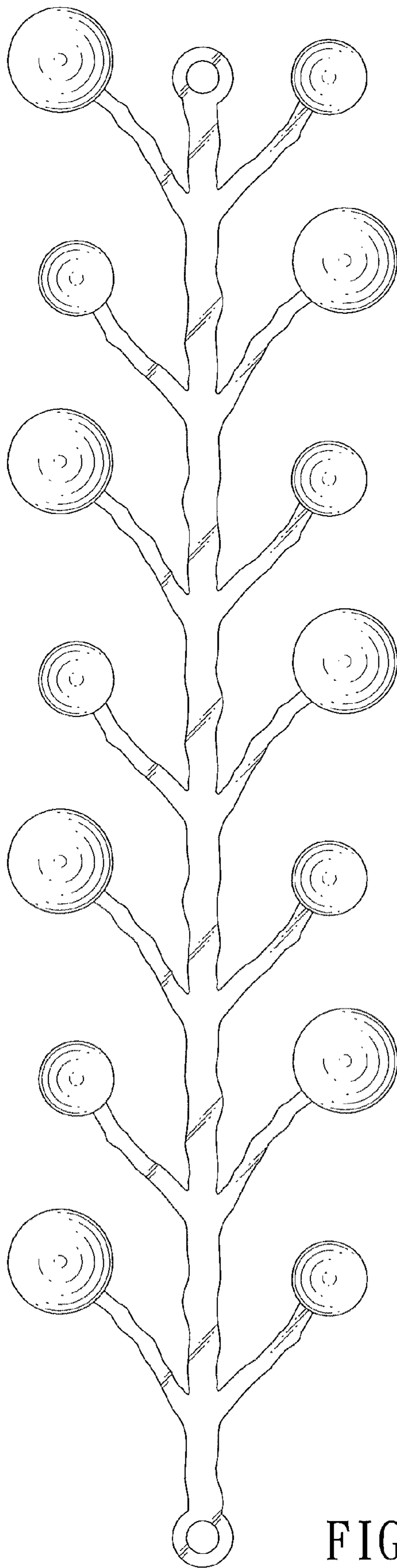


FIG. 2

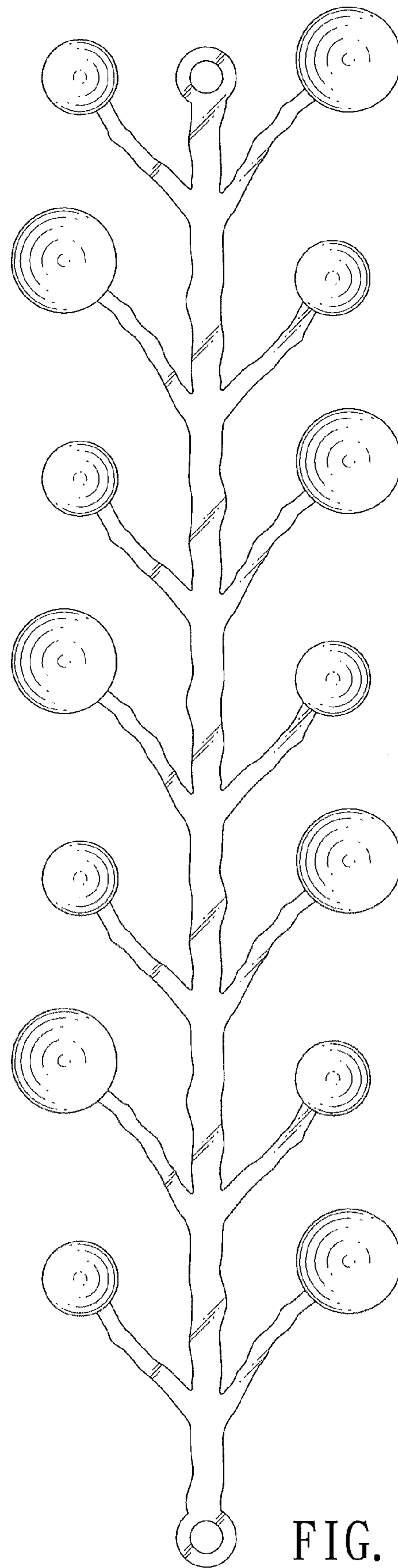


FIG. 3

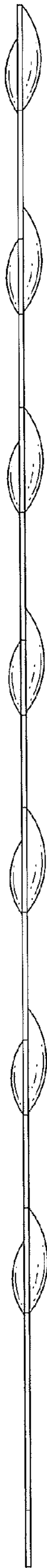


FIG. 4



FIG. 5

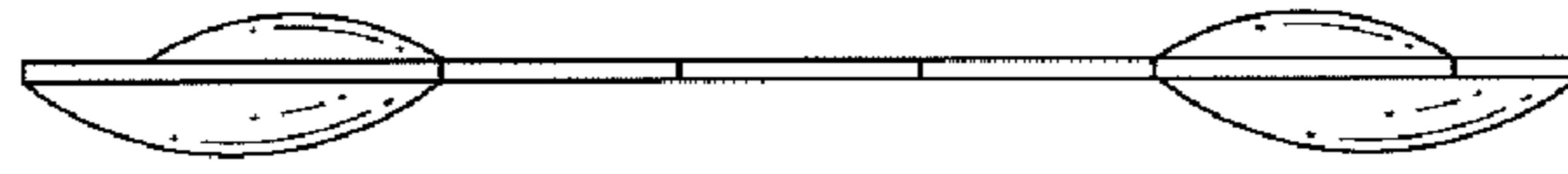


FIG. 6



FIG. 7