



US00D632970S

(12) **United States Design Patent**
Drake et al.

(10) **Patent No.:** **US D632,970 S**
(45) **Date of Patent:** **** Feb. 22, 2011**

(54) **PART OF A BOTTLE**

(75) Inventors: **Paul Lee Drake**, Turnbridge Wells (GB);
Timothy Hope Jebb, Turnbridge Wells
(GB); **Benjamin James Lambert**,
Turnbridge Wells (GB); **Philip Alan**
Marlow, Turnbridge Wells (GB);
Benjamin Phalan Oates, Turnbridge
Wells (GB)

(73) Assignee: **Conopco, Inc.**, Englewood Cliffs, NJ
(US)

(**) Term: **14 Years**

(21) Appl. No.: **29/363,720**

(22) Filed: **Jun. 14, 2010**

(30) **Foreign Application Priority Data**

Dec. 14, 2009 (GB) 4013753

(51) **LOC (9) Cl.** **09-01**

(52) **U.S. Cl.** **D9/558; D9/574**

(58) **Field of Classification Search** D9/434,
D9/435, 516, 521, 529, 537-540, 549, 558,
D9/559, 561, 571, 574, 575; 215/200, 224,
215/316, 318, 379, 381-385; 220/200, 660,
220/675

See application file for complete search history.

(56) **References Cited**

U.S. PATENT DOCUMENTS

D189,372 S * 11/1960 Adell D9/561
3,342,379 A * 9/1967 Foley 222/173
D259,169 S 5/1981 Bogner
D328,246 S * 7/1992 Nottingham et al. D9/520
5,316,159 A * 5/1994 Douglas et al. 215/10
D357,183 S 4/1995 Hotz
D358,770 S 5/1995 Hotz
D397,608 S * 9/1998 Fiore D9/697
5,947,056 A * 9/1999 Zarski 119/61.56
5,954,213 A * 9/1999 Gerhart et al. 215/10
5,996,850 A * 12/1999 Morali et al. 222/173

D423,361 S * 4/2000 Negre D9/521
D446,724 S * 8/2001 Fenton et al. D9/521
D458,847 S * 6/2002 Kuzma et al. D9/521
D468,210 S * 1/2003 Joubert D9/529
D468,646 S * 1/2003 Joubert D9/561
D476,902 S * 7/2003 Snyder D9/561
D486,395 S * 2/2004 Lovell et al. D9/521
D489,271 S * 5/2004 Soomar D9/561
D497,038 S * 10/2004 Tsai D28/85
D512,637 S * 12/2005 De Monclin D9/522

(Continued)

OTHER PUBLICATIONS

Co-pending application for: Applicant: Jebb et al.; U.S. Appl. No.
29/363,712, filed Jun. 14, 2010, entitled Bottle.

(Continued)

Primary Examiner—Stella M Reid
Assistant Examiner—Elizabeth J Oswecki
(74) *Attorney, Agent, or Firm*—Ronald A. Koatz

(57) **CLAIM**

The ornamental design for a part of a bottle, as shown and
described.

DESCRIPTION

FIG. 1 is a top, front, side perspective view of a part of a bottle
showing our new design;

FIG. 2 is a front elevational view thereof;

FIG. 3 is a rear elevational view thereof;

FIG. 4 is a side elevational view thereof;

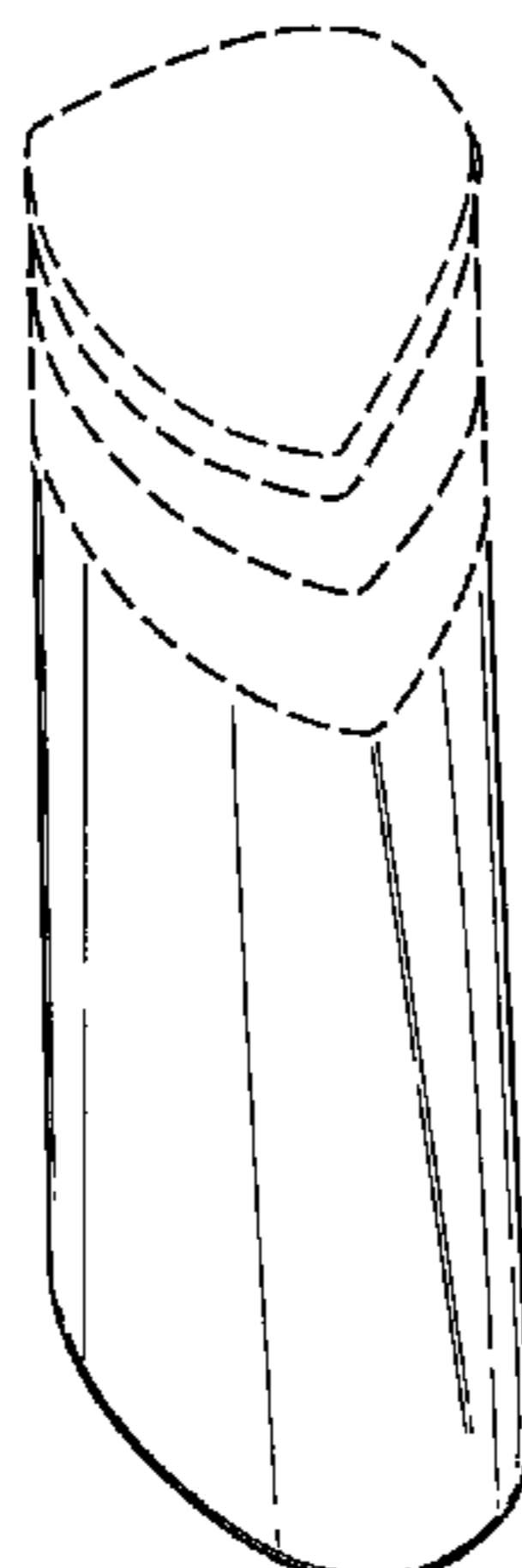
FIG. 5 is an opposite side elevational view thereof;

FIG. 6 is a top plan view thereof; and,

FIG. 7 is a bottom plan view thereof.

The broken line showing of the top portion of the bottle is
included for the purpose of illustration only and forms no part
of the claimed design.

1 Claim, 3 Drawing Sheets



US D632,970 S

Page 2

U.S. PATENT DOCUMENTS

D520,374 S * 5/2006 Herrmann et al. D9/561
D525,135 S * 7/2006 Bakic D9/521
D527,636 S * 9/2006 Bakic D9/521
D531,905 S 11/2006 Day
D537,350 S * 2/2007 Bakic D9/521
D540,685 S * 4/2007 Shurtleff et al. D9/521
D542,660 S * 5/2007 Thomas et al. D9/521
D549,102 S * 8/2007 Rhode et al. D9/521
D577,590 S * 9/2008 Ulicny D9/529
D578,003 S * 10/2008 Shurtleff et al. D9/521
D588,920 S * 3/2009 O'Donahue D9/521
D591,599 S * 5/2009 Okin et al. D9/521
D610,012 S * 2/2010 MacDonald et al. D9/521
D617,638 S 6/2010 Zaniewski et al.
D619,467 S 7/2010 Bogosyan

2004/0099673 A1* 5/2004 Burgassi et al. 220/669

OTHER PUBLICATIONS

Co-pending application for: Applicant: Drake et al.; U.S. Appl. No. 29/363,708, filed Jun. 14, 2010, entitled Bottle.
Co-pending application for: Applicant: Gately et al.; U.S. Appl. No. 29/363,710, filed Jun. 14, 2010, entitled Bottle.
Co-pending application for: Applicant: Drake et al.; U.S. Appl. No. 29/363,714, filed Jun. 14, 2010, entitled Bottle.
Co-pending application for: Applicant: Drake et al.; U.S. Appl. No. 29/363,716, filed Jun. 14, 2010, entitled Part of a Bottle.
Co-pending application for: Applicant: Jebb et al.; U.S. Appl. No. 29/363,718, filed Jun. 14, 2010, entitled Cap.
Co-pending application for: Applicant: Jebb et al.; U.S. Appl. No. 29/363,719, filed Jun. 14, 2010, entitled Jar.

* cited by examiner

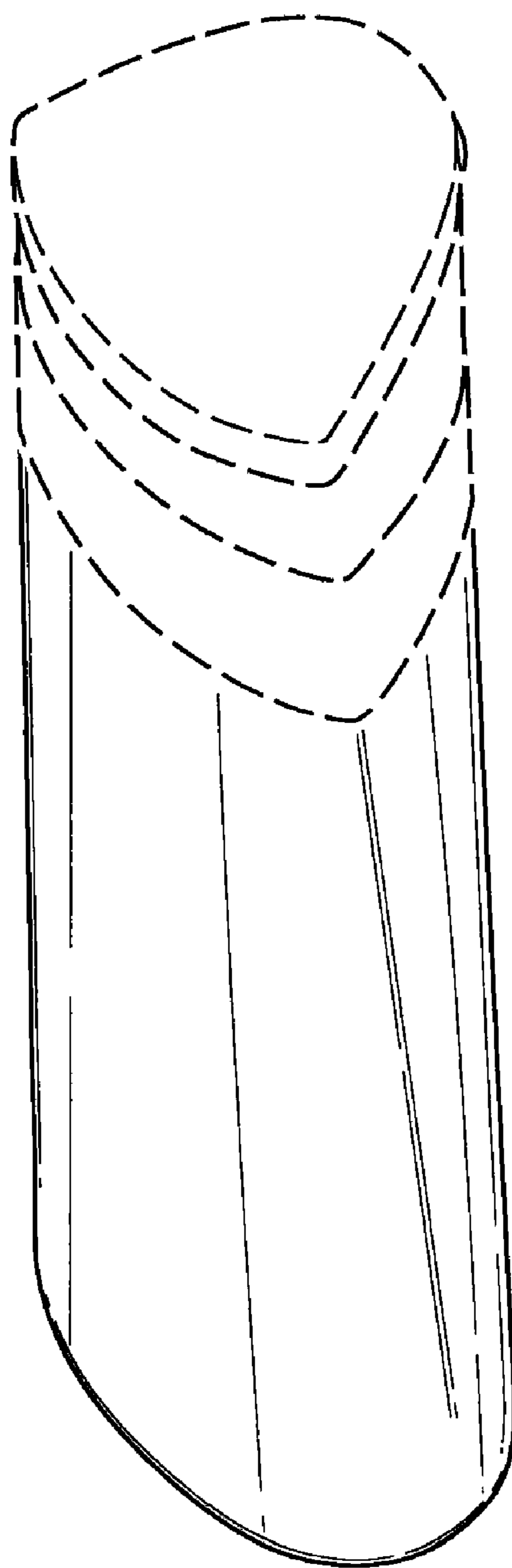


Fig. 1.

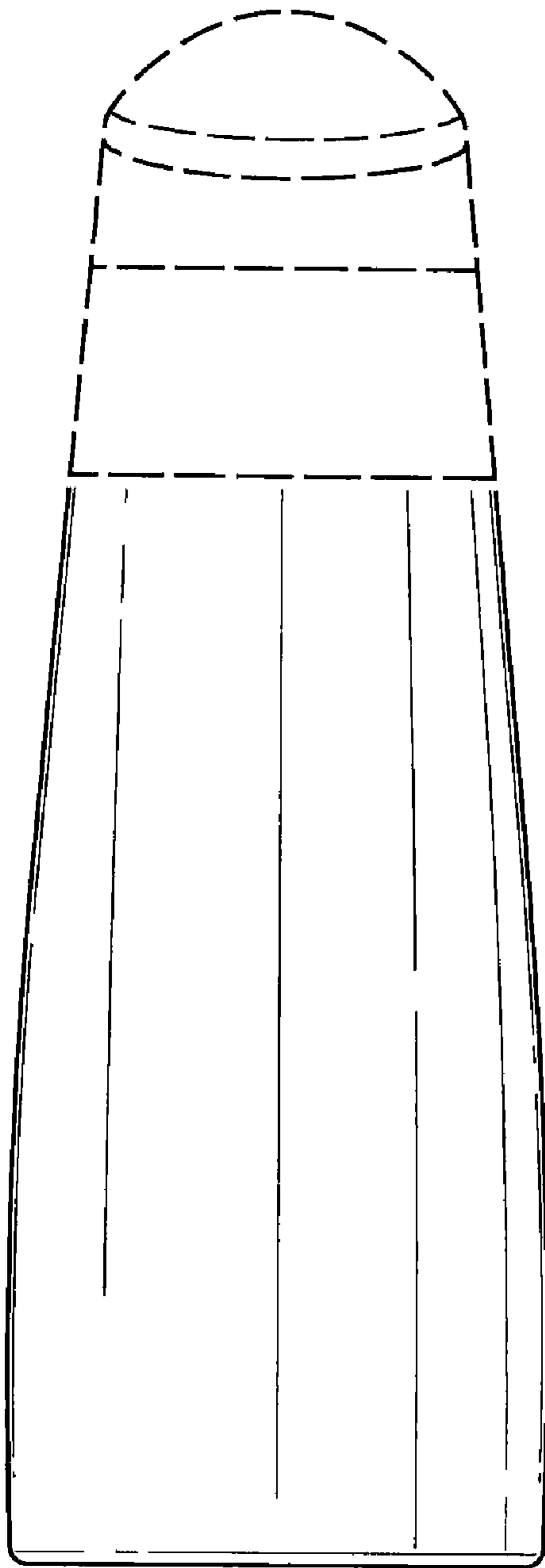


Fig. 2.

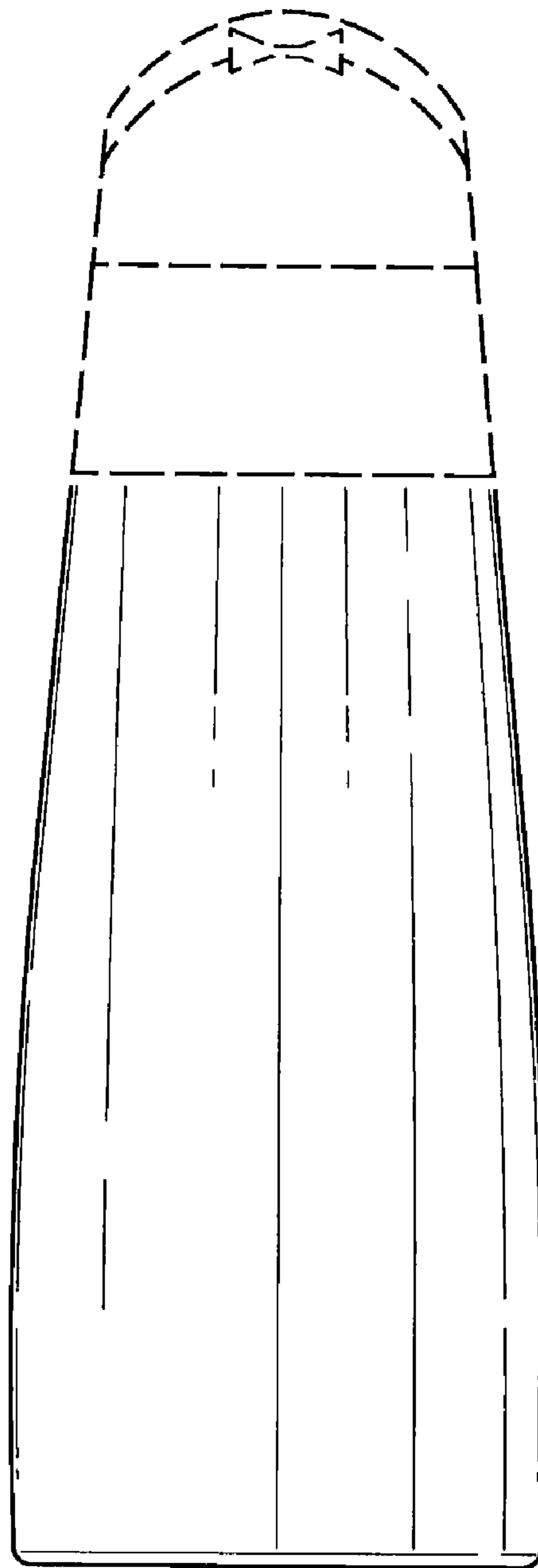


Fig. 3.

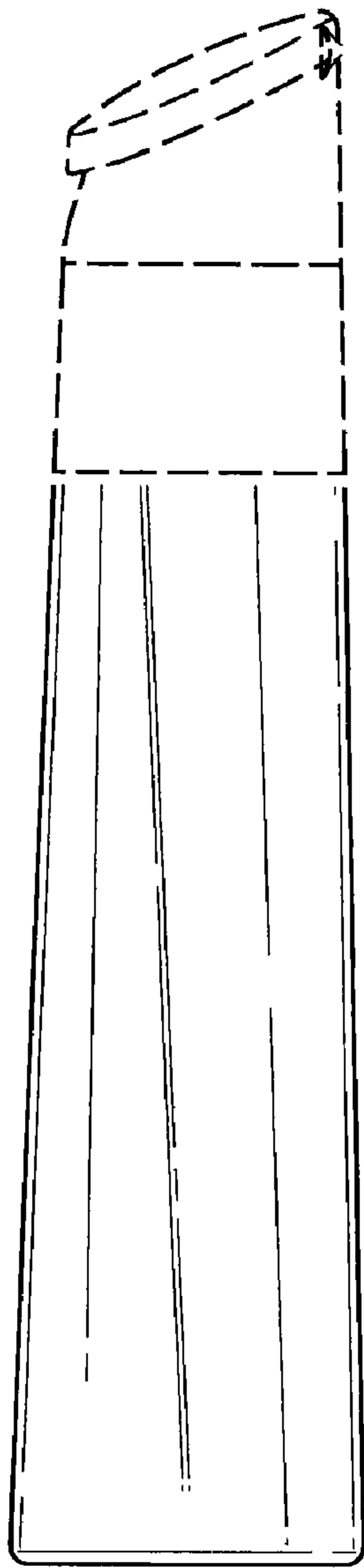


Fig. 4.

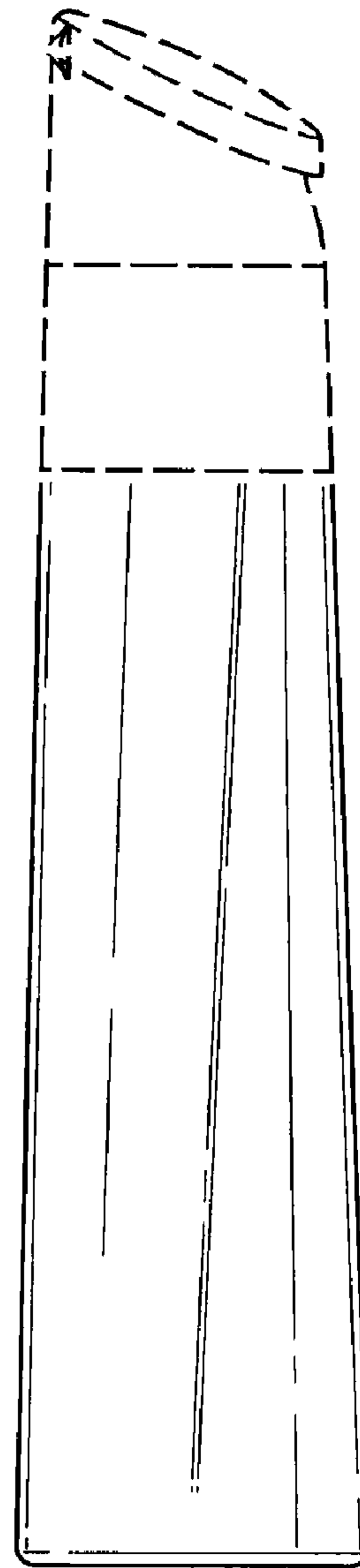


Fig. 5.

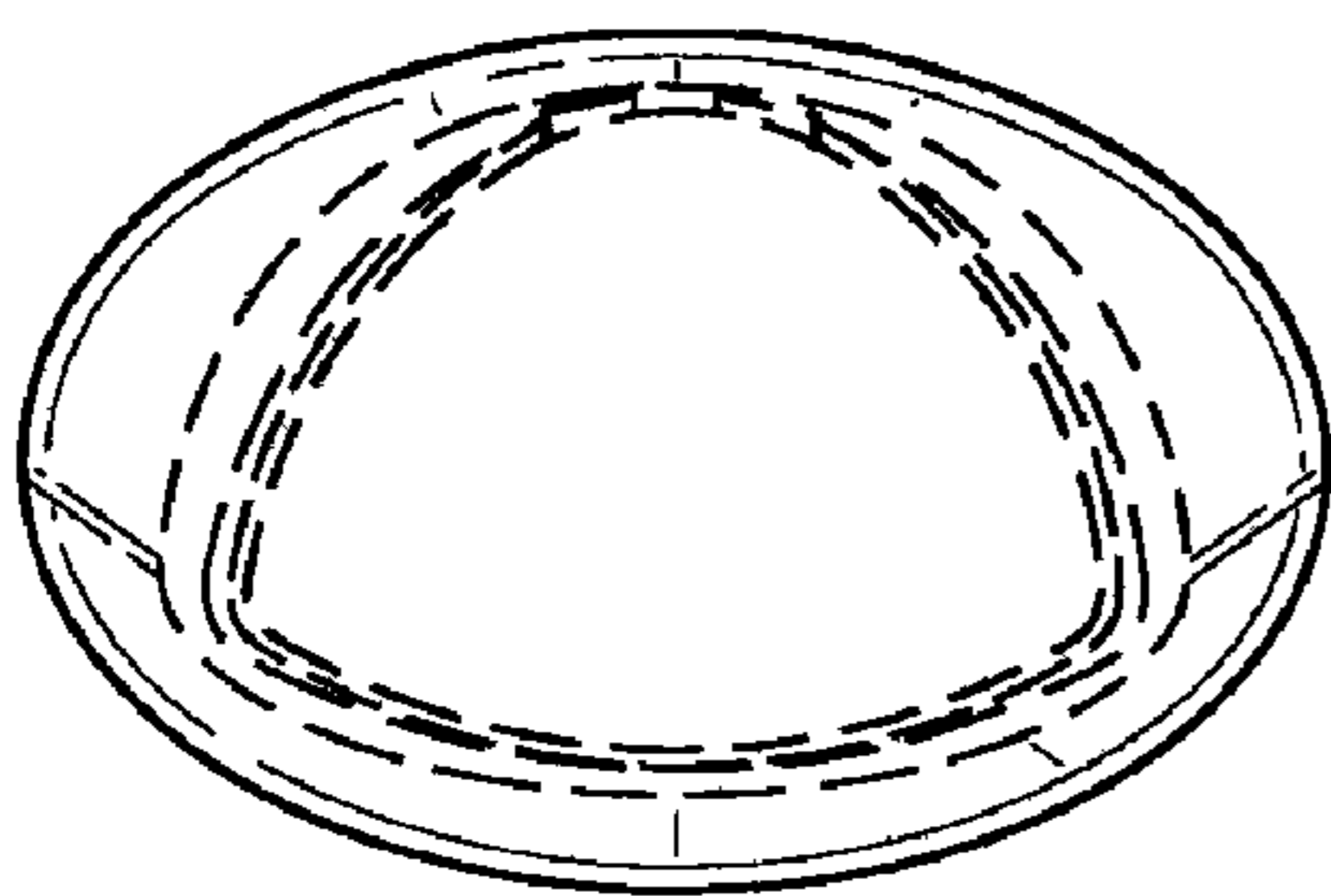


Fig. 6.

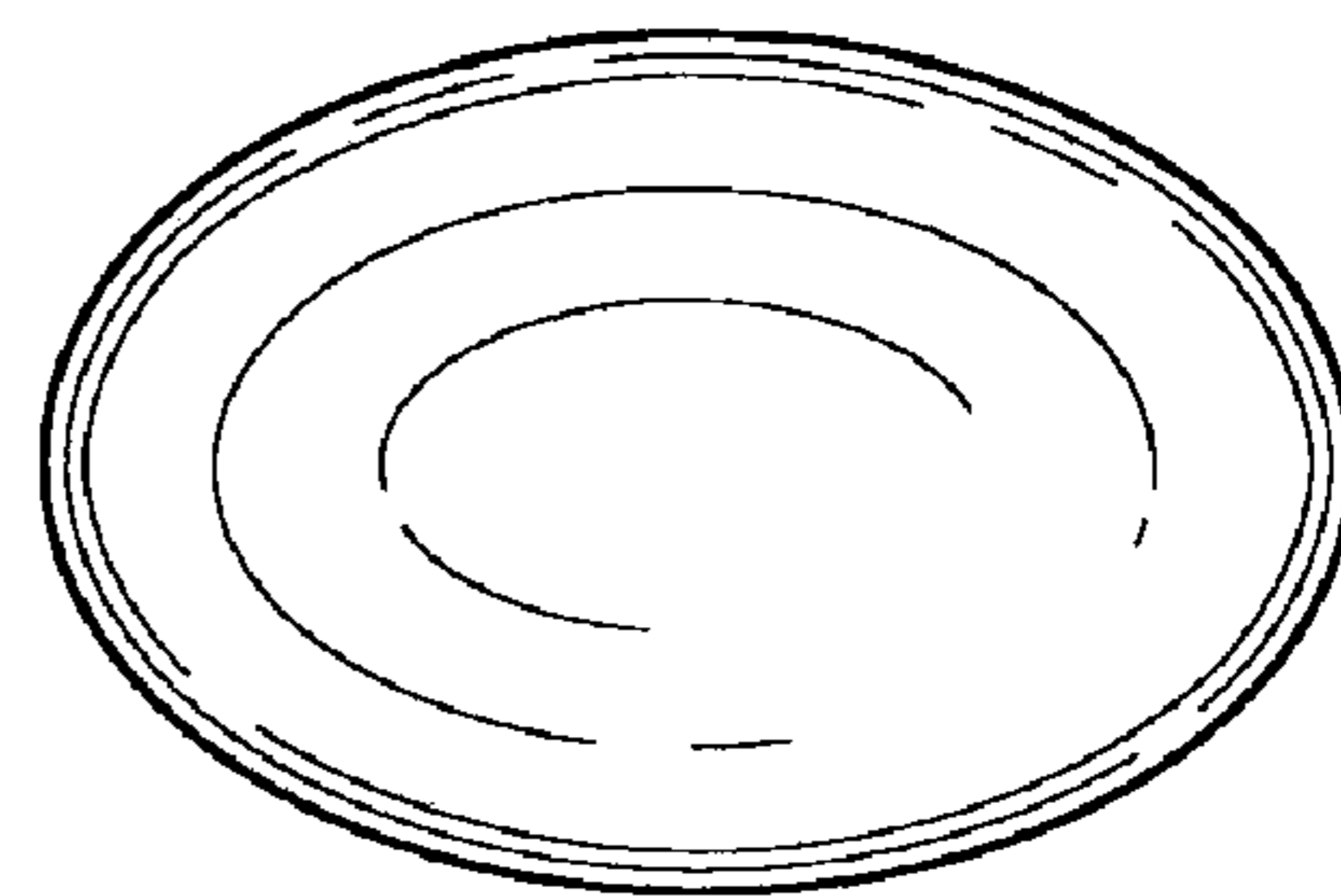


Fig. 7.