



US00D632962S

(12) **United States Design Patent**
Traldi

(10) **Patent No.:** **US D632,962 S**

(45) **Date of Patent:** **** Feb. 22, 2011**

(54) **CONTAINER**

(75) **Inventor:** **Ubaldo Traldi, Lainate (IT)**

(73) **Assignee:** **Perfetti Van Melle S.p.A., Lainate (IT)**

(**) **Term:** **14 Years**

(21) **Appl. No.:** **29/324,361**

(22) **Filed:** **Sep. 11, 2008**

(51) **LOC (9) Cl.** **09-01**

(52) **U.S. Cl.** **D9/503; D9/504; D9/416**

(58) **Field of Classification Search** **D9/730,**
D9/734, 772, 777, 778, 500-504, 516, 518,
D9/520, 523, 524, 528, 529, 549-558, 414,
D9/416, 420, 421, 423, 424, 434, 435, 436,
D9/438, 443, 446, 447, 902; D7/511, 300.1,
D7/590, 591, 600-602, 608, 612, 629; D24/131;
D32/37; D34/1-11; D99/28; 215/305, 379,
215/382; 220/781, 791, 793, 805, 380, 669,
220/675

See application file for complete search history.

(56) **References Cited**

U.S. PATENT DOCUMENTS

D231,764 S *	6/1974	Roche	D7/608
3,866,782 A *	2/1975	Westfall	215/253
4,027,776 A *	6/1977	Douglas	220/281
5,139,163 A *	8/1992	Diaz	220/258.2
D335,745 S *	5/1993	Schilthuizen	D34/39
D386,687 S *	11/1997	Fitten et al.	D9/504
6,279,775 B1 *	8/2001	Parkes et al.	221/63
D512,314 S *	12/2005	Cervantes	D9/504

D523,668 S *	6/2006	Azrak	D6/518
D531,461 S *	11/2006	Littmann	D7/629
D540,679 S *	4/2007	Tanner	D9/503
7,575,115 B2 *	8/2009	De-Vries	206/233
2007/0029325 A1 *	2/2007	Herold	220/288

* cited by examiner

Primary Examiner—Catherine Tuttle

(74) *Attorney, Agent, or Firm*—Young & Thompson

(57) **CLAIM**

The ornamental design for a container, as shown and described.

DESCRIPTION

FIG. 1 is a bottom and perspective view of only the lower end of a container showing my new design;

FIG. 2 is a front elevational view thereof;

FIG. 3 is a side elevational view thereof from the right of FIG. 2;

FIG. 4 is a side elevational view thereof from the left of FIG. 2;

FIG. 5 is a rear elevational view thereof;

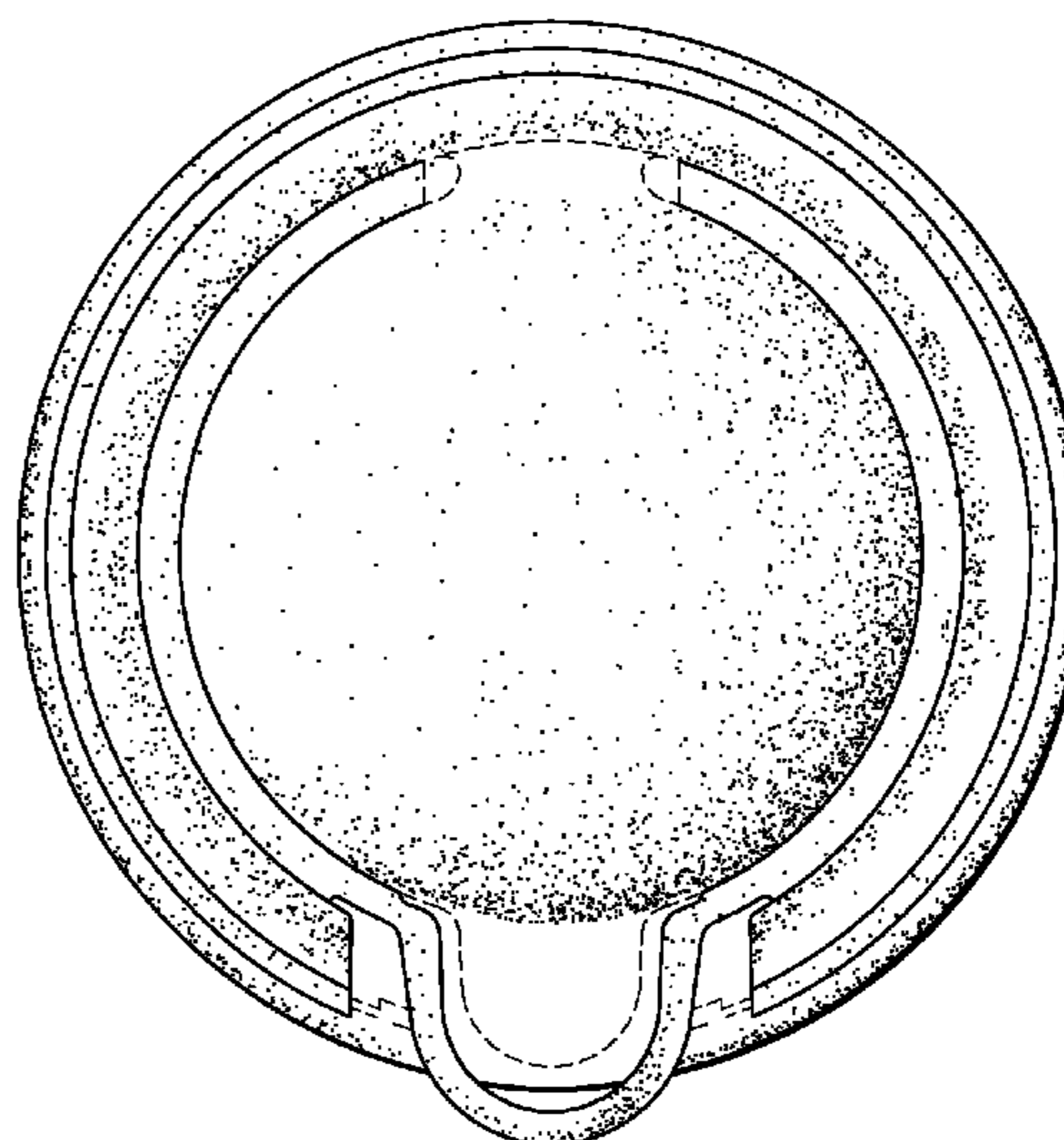

FIG. 6 is a top plan view thereof;

FIG. 7 is a bottom plan view thereof; and,

FIG. 8 is a top and side perspective view thereof.

The broken lines are included for the purpose of illustrating portions of the container that form no part of the claimed design.

1 Claim, 8 Drawing Sheets



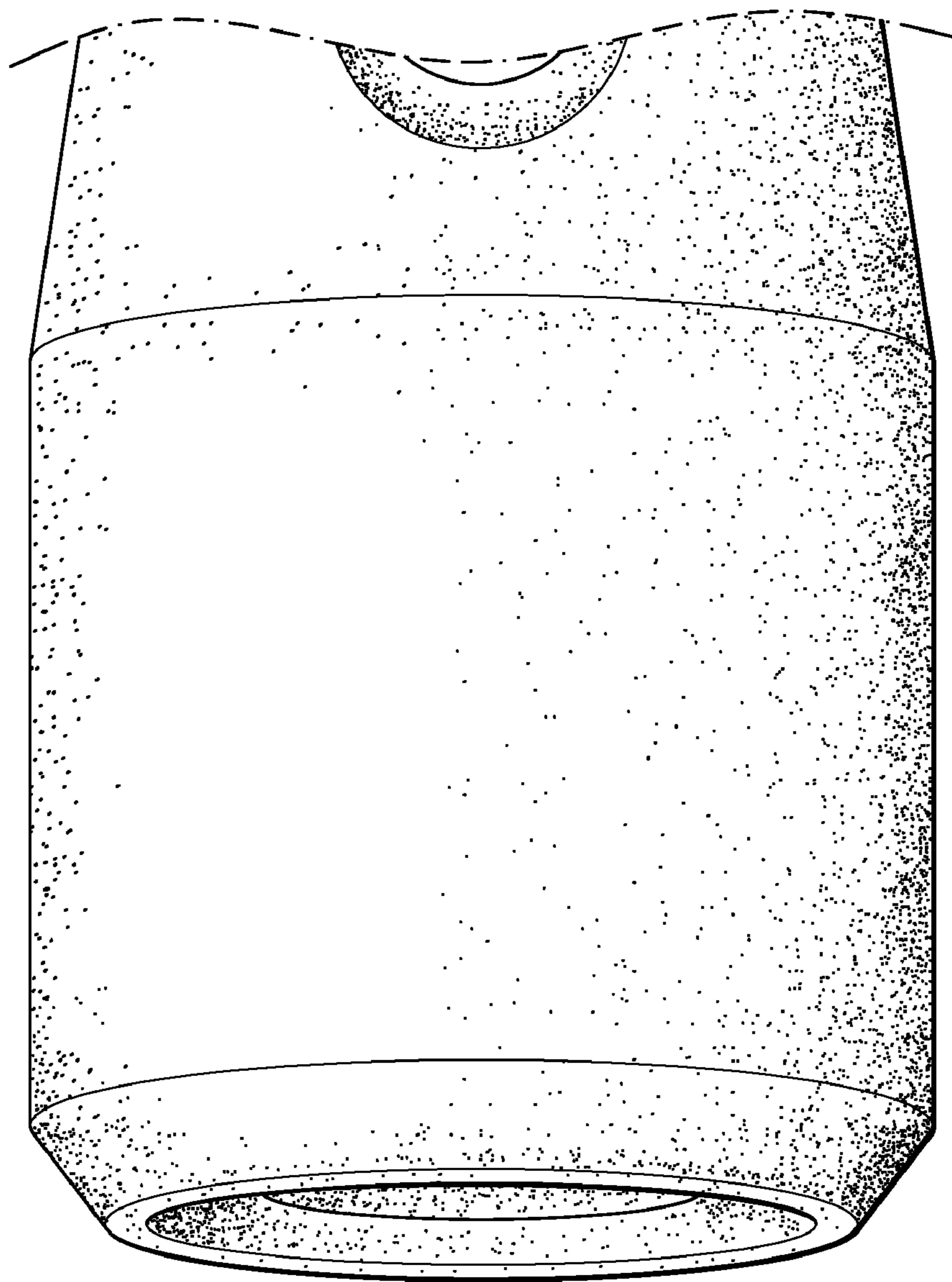


FIG. 1

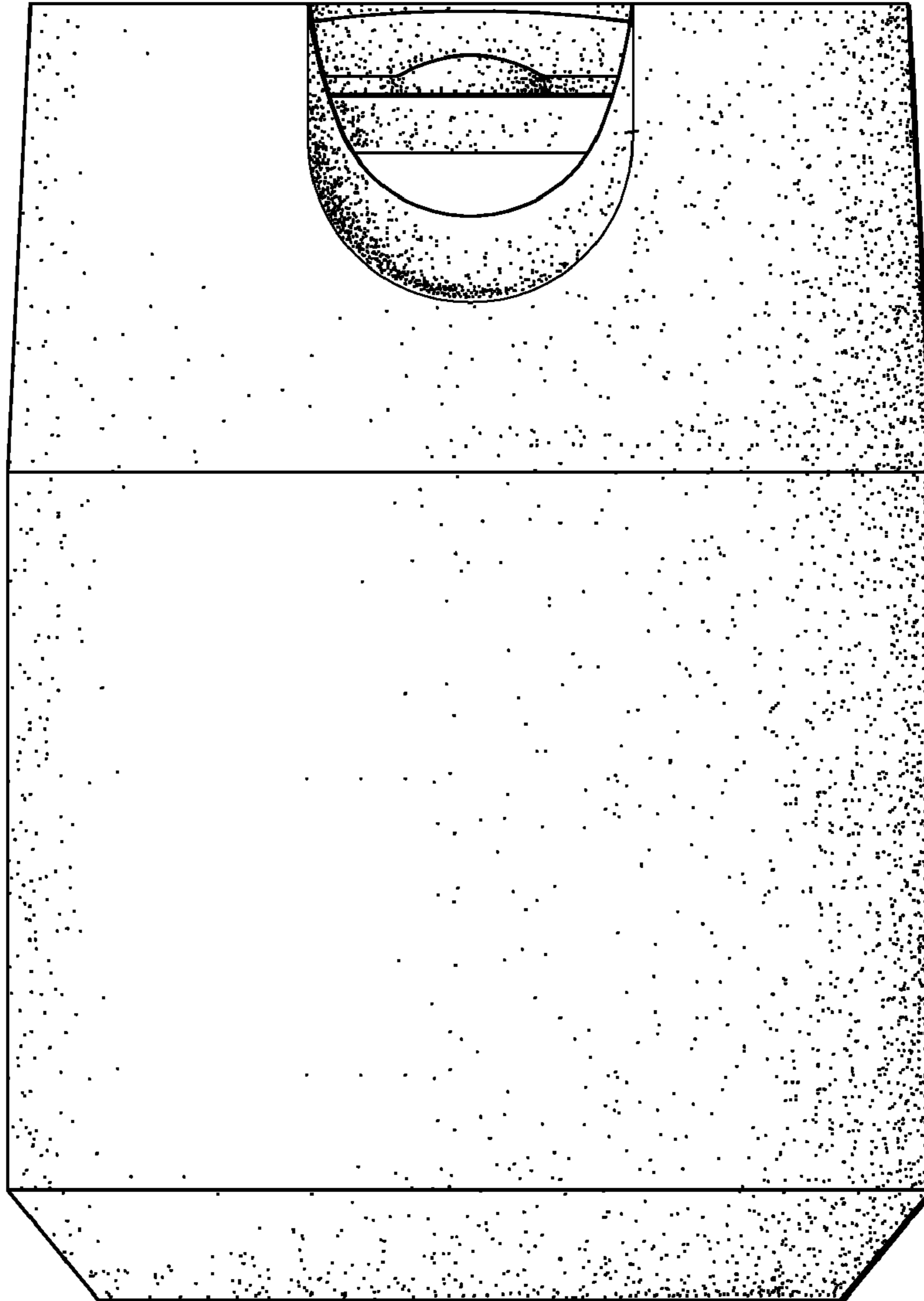


FIG. 2



FIG. 3




FIG. 4

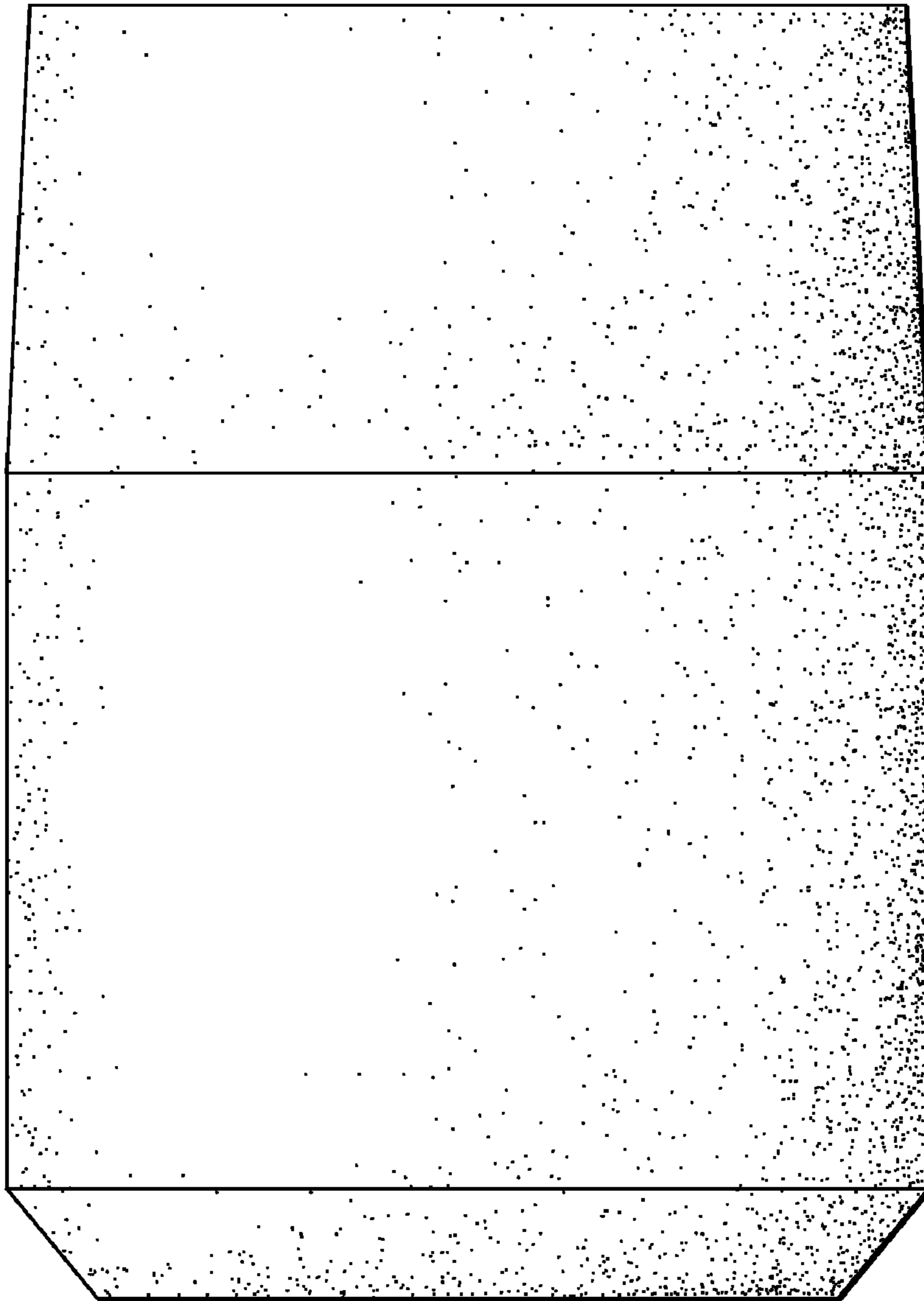


FIG. 5

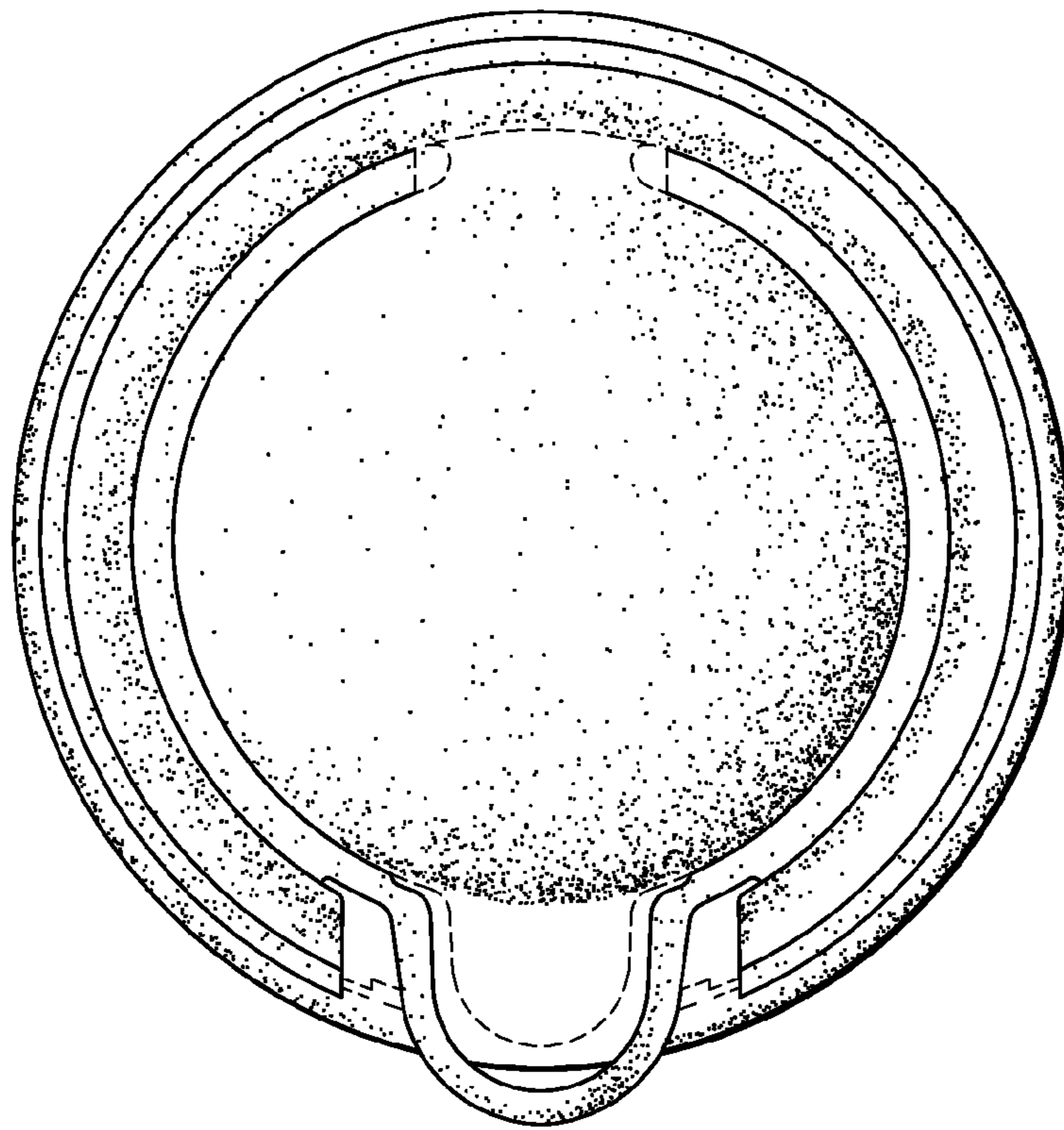


FIG. 6

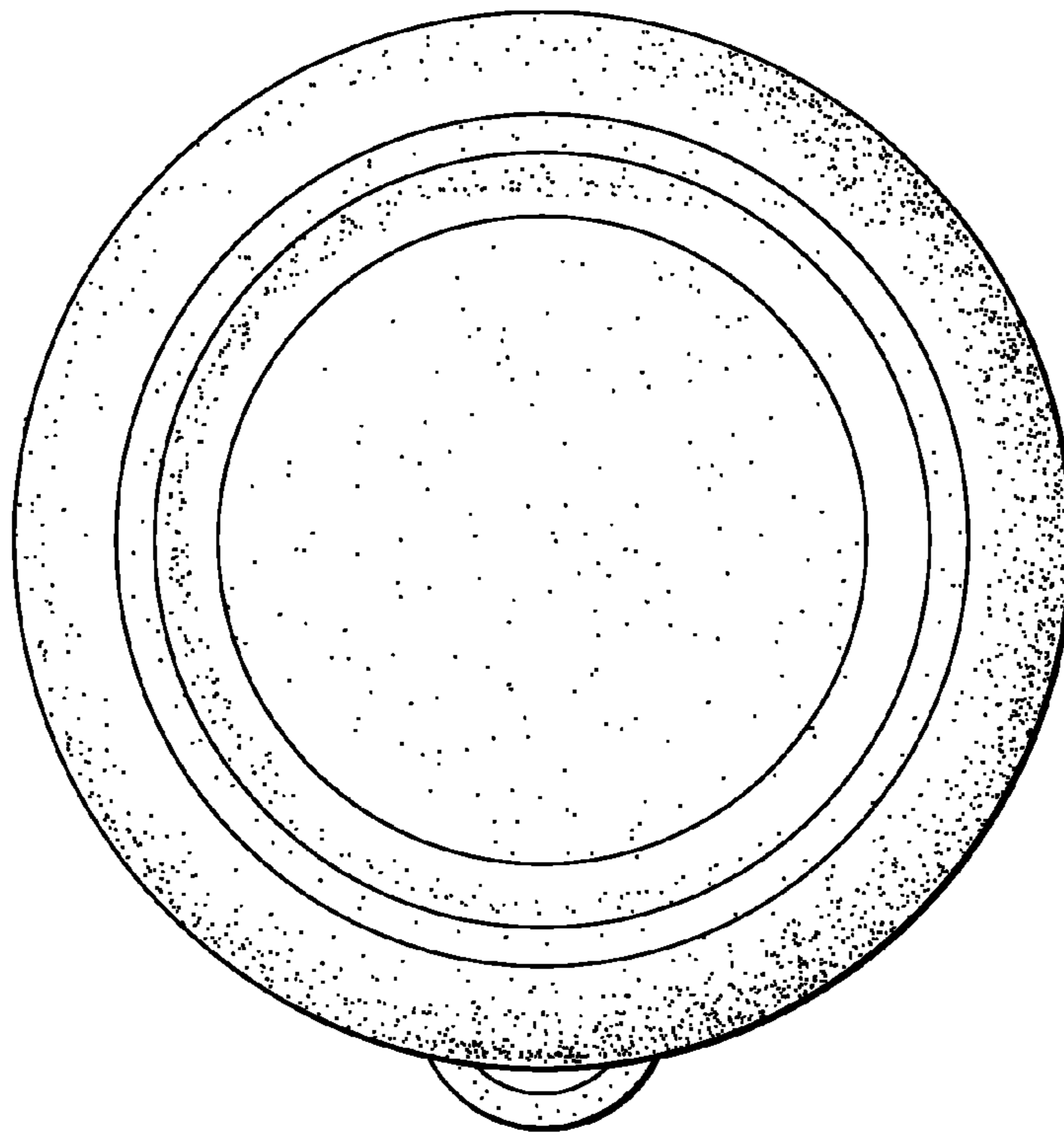


FIG. 7




FIG. 8