

US00D632953S

(12) **United States Design Patent**  
**Carney**

(10) **Patent No.:** **US D632,953 S**  
(45) **Date of Patent:** **\*\* Feb. 22, 2011**

- (54) **FITTING FOR A FURNISHING**
- (75) Inventor: **John Carney**, Warrington (GB)
- (73) Assignee: **Cheshire Mouldings & Woodturnings Limited**, Sutton, St. Helens (GB)
- (\*\*) Term: **14 Years**
- (21) Appl. No.: **29/369,151**
- (22) Filed: **Sep. 2, 2010**

D588,278 S 3/2009 Carney  
 D600,832 S \* 9/2009 Boardman ..... D25/133  
 D601,715 S 10/2009 Carney  
 2009/0008523 A1\* 1/2009 Skudelny ..... 248/235

**FOREIGN PATENT DOCUMENTS**

DE 3531674 A1 3/1986

(Continued)

**OTHER PUBLICATIONS**

Examination Report for Application GB0902399.5 dated Dec. 29, 2009, 4 pages.

(Continued)

**Related U.S. Application Data**

- (62) Division of application No. 29/352,859, filed on Dec. 29, 2009.

*Primary Examiner*—Holly H Baynham

*Assistant Examiner*—Sheryl Lane

(74) *Attorney, Agent, or Firm*—Thompson Coburn LLP

(30) **Foreign Application Priority Data**

Jul. 20, 2009 (EM) ..... 0001154348

(57) **CLAIM**

The ornamental design for a fitting for a furnishing, as shown and described.

- (51) **LOC (9) Cl.** ..... **08-08**
- (52) **U.S. Cl.** ..... **D8/382**
- (58) **Field of Classification Search** ..... D8/382,  
D8/349, 356, 363, 373, 380; D25/133, 136,  
D25/199; 248/250, 235, 200, 300  
See application file for complete search history.

**DESCRIPTION**

FIG. 1 is a plan view of a fitting of a furnishing of the present invention;

FIG. 2 is a front view of the fitting of a furnishing of FIG. 1;

FIG. 3 is a side view of the fitting of a furnishing of FIG. 1;

FIG. 4 is a side view in a direction opposite to that of FIG. 3 showing the fitting of a furnishing of FIG. 1;

FIG. 5 is a first perspective view of the fitting of a furnishing of FIG. 1; and,


FIG. 6 is a second perspective view of the fitting of a furnishing of the invention of FIG. 1.

(56) **References Cited**

**U.S. PATENT DOCUMENTS**

D409,078 S \* 5/1999 Bolt ..... D8/354  
 D428,804 S \* 8/2000 Benz et al. .... D8/382  
 D435,788 S \* 1/2001 Bunning ..... D8/382  
 D452,335 S \* 12/2001 Brown ..... D25/199  
 D561,017 S 2/2008 Carney  
 D566,860 S 4/2008 Carney  
 D567,071 S 4/2008 Carney  
 D569,528 S 5/2008 Carney

**1 Claim, 6 Drawing Sheets**



# US D632,953 S

Page 2

---

## FOREIGN PATENT DOCUMENTS

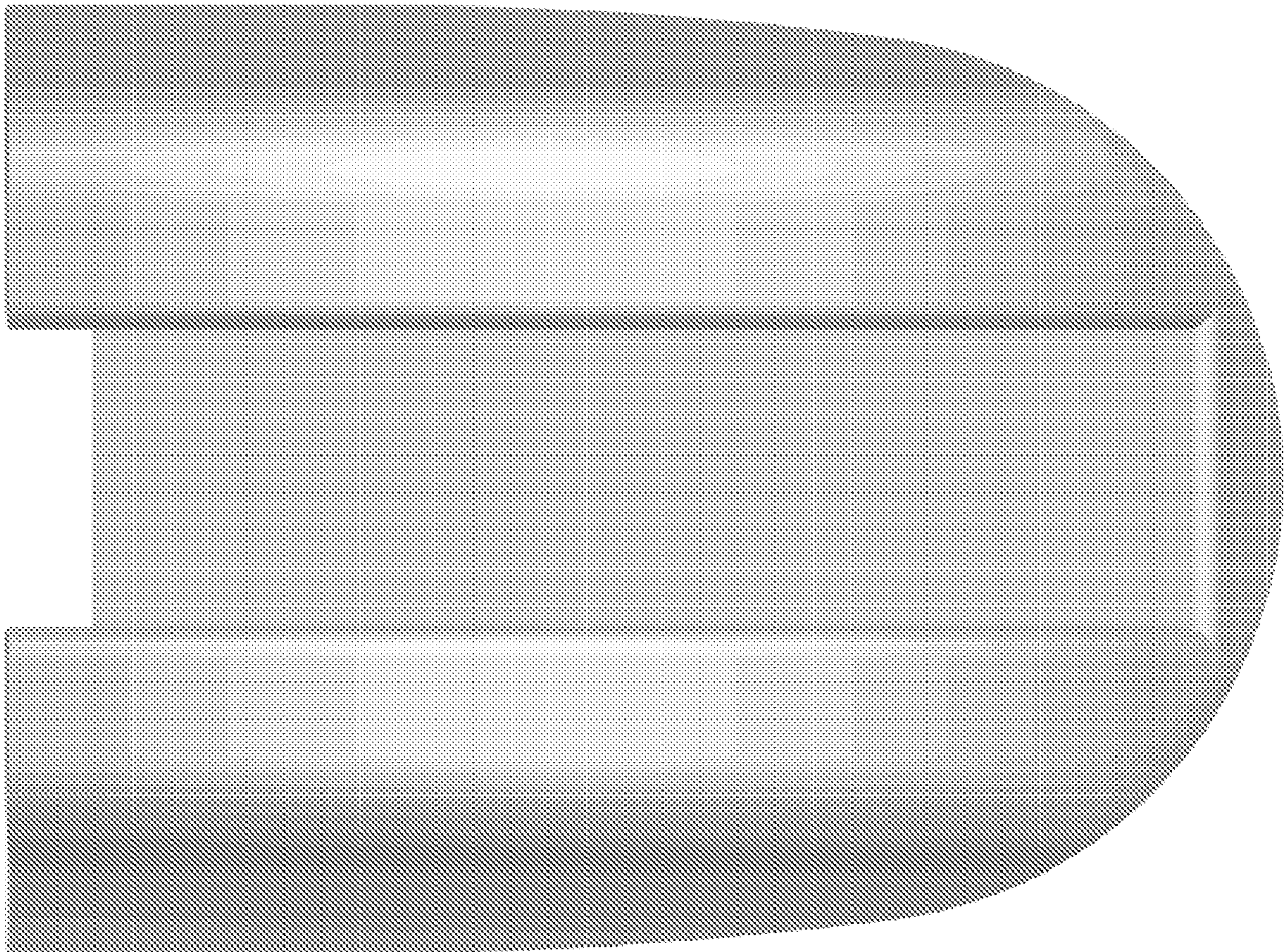
DE	29618072	U1	12/1996
DE	29810308	U1	10/1998
DE	20000903	U1	3/2000
DE	20111212	U1	10/2001
DE	20308790	U1	7/2004
DE	202005009826	U1	10/2005
DE	202005010513	U1	10/2005
EP	1080670	A1	3/2001
GB	2467764	A	3/1986
WO	2004/038234	A1	5/2004

WO 2010092316 A1 8/2010


## OTHER PUBLICATIONS

Pending U.S. Des. Appl. No. 29/326,784 filed Oct. 24, 2008.  
Pending U.S. Des. Appl. No. 29/326,785 filed Oct. 24, 2008.  
Pending U.S. Des. Appl. No. 29/326,787 filed Oct. 24, 2008.  
Pending U.S. Des. Appl. No. 29/326,790 filed Oct. 24, 2008.  
Search Report for Application No. GB0902399.5 dated Oct. 1, 2009,  
4 pages.

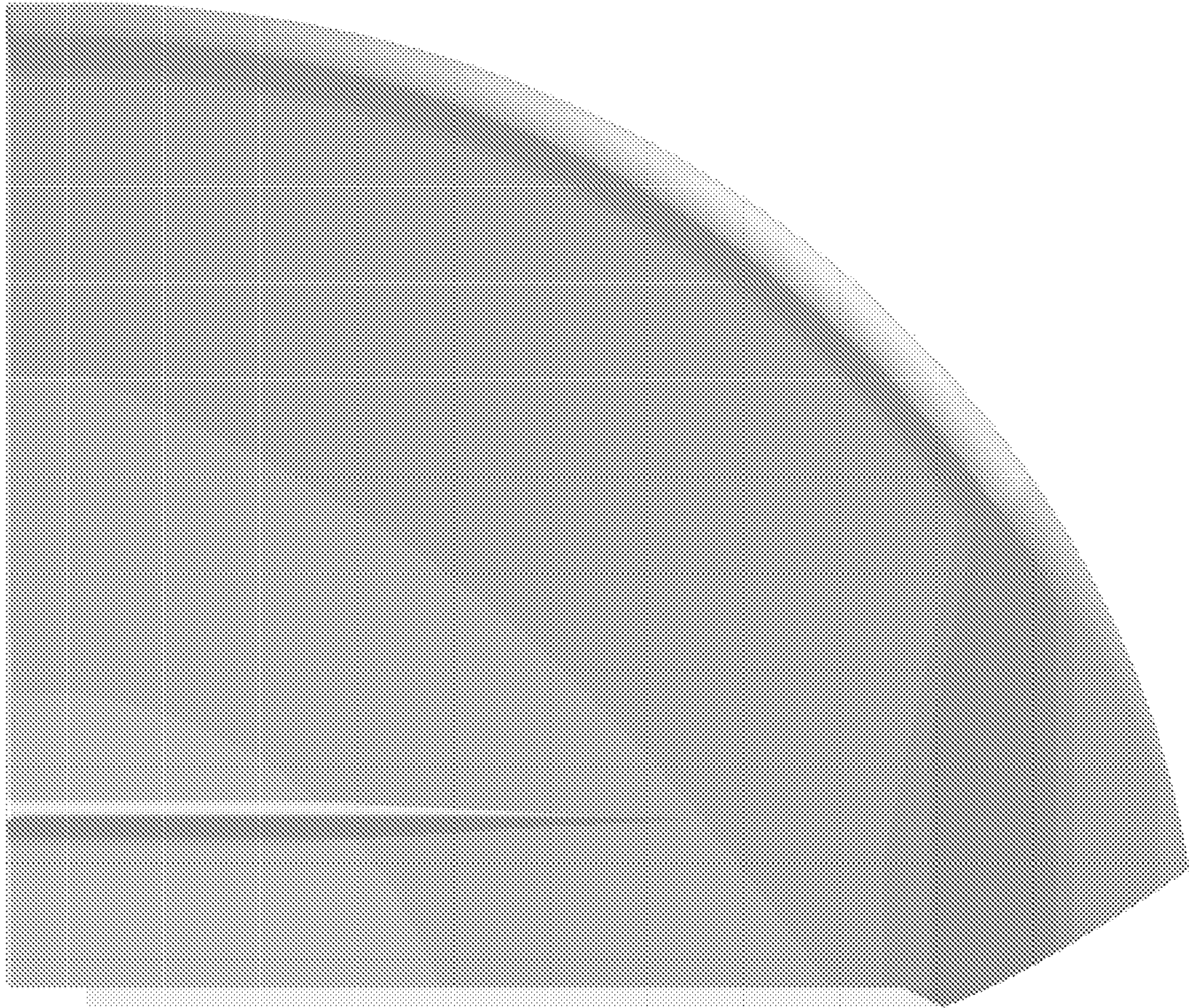
\* cited by examiner



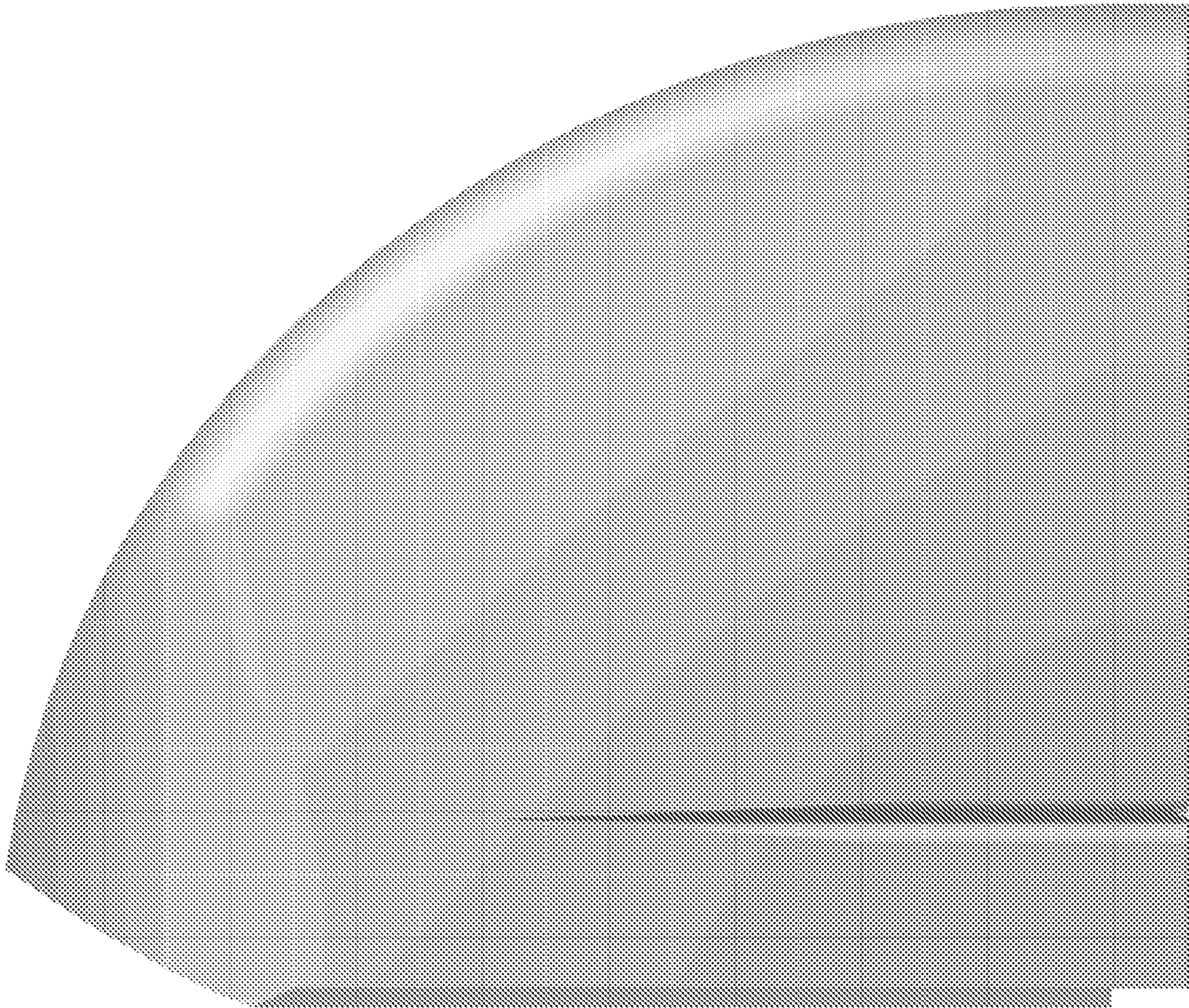
**Figure 1**




**Figure 2**




**Figure 3**



**Figure 4**



**Figure 5**



**Figure 6**