



US00D632947S

(12) **United States Design Patent**
Rand

(10) **Patent No.:** **US D632,947 S**

(45) **Date of Patent:** **** Feb. 22, 2011**

(54) **CLASSIC GUITAR KEY**

(76) Inventor: **David W. Rand**, 12027 St. Vrain Rd.,
Longmont, CO (US) 80501

(**) Term: **14 Years**

(21) Appl. No.: **29/365,333**

(22) Filed: **Jul. 8, 2010**

(51) **LOC (9) Cl.** **08-07**

(52) **U.S. Cl.** **D8/348**

(58) **Field of Classification Search** D8/347,
D8/348; 70/271, 278.2, 336, 344-348, 357,
70/382, 393, 429, 469, 448; D17/14, 20,
D17/21; 84/173, 209, 298, 307

See application file for complete search history.

(56) **References Cited**

U.S. PATENT DOCUMENTS

D110,534 S *	7/1938	Agnini et al.	D11/53
2,529,815 A *	11/1950	Rothe	40/330
2,824,478 A	2/1958	Shultz		
D183,703 S *	10/1958	O’Kane	D6/557
2,903,935 A	9/1959	Raze		
D189,660 S *	1/1961	Vermilyen	D1/113
D190,508 S	6/1961	Roger		
3,427,833 A	2/1969	Lempke		
D220,650 S	5/1971	Poznanovich		
D225,301 S	12/1972	Silvio et al.		
D286,400 S	10/1986	Moller		
D286,413 S	10/1986	DeFrancesco		
D293,730 S	1/1988	Blatnick		
4,974,486 A	12/1990	Wallace		
D329,668 S	9/1992	Connelly		
5,577,403 A *	11/1996	Steeley	70/456 R
D386,373 S	11/1997	Weinmuller		
D397,027 S	8/1998	Brown		
D417,834 S	12/1999	Rompel		
D418,646 S	1/2000	Hampshire		
D418,859 S	1/2000	Herbold		

6,184,804 B1	2/2001	Harrison
D449,500 S	10/2001	Kelleghan
D461,701 S	8/2002	Kang
6,473,022 B1	10/2002	Wu
D492,186 S	6/2004	Howard
D501,395 S	2/2005	Kelleghan
D544,767 S	6/2007	Kelleghan et al.
D566,524 S	4/2008	Daas
D575,628 S	8/2008	Strawn et al.
7,435,178 B1	10/2008	Tam et al.
D586,646 S	2/2009	Rand
D589,512 S	3/2009	Gray
D607,710 S	1/2010	Rand
D608,618 S	1/2010	Rand
D613,148 S	4/2010	Rand
D622,577 S	8/2010	Rand

* cited by examiner

Primary Examiner—Prabhakar Deshmukh

(74) *Attorney, Agent, or Firm*—Patent Law Offices of Rick Martin, P.C.

(57) **CLAIM**

The ornamental design for a classic guitar key, as shown and described.

DESCRIPTION

FIG. 1 is a perspective view of a classic guitar key showing my new design;

FIG. 2 is a top plan view thereof;

FIG. 3 is a bottom plan view thereof;

FIG. 4 is a left side elevational view thereof;

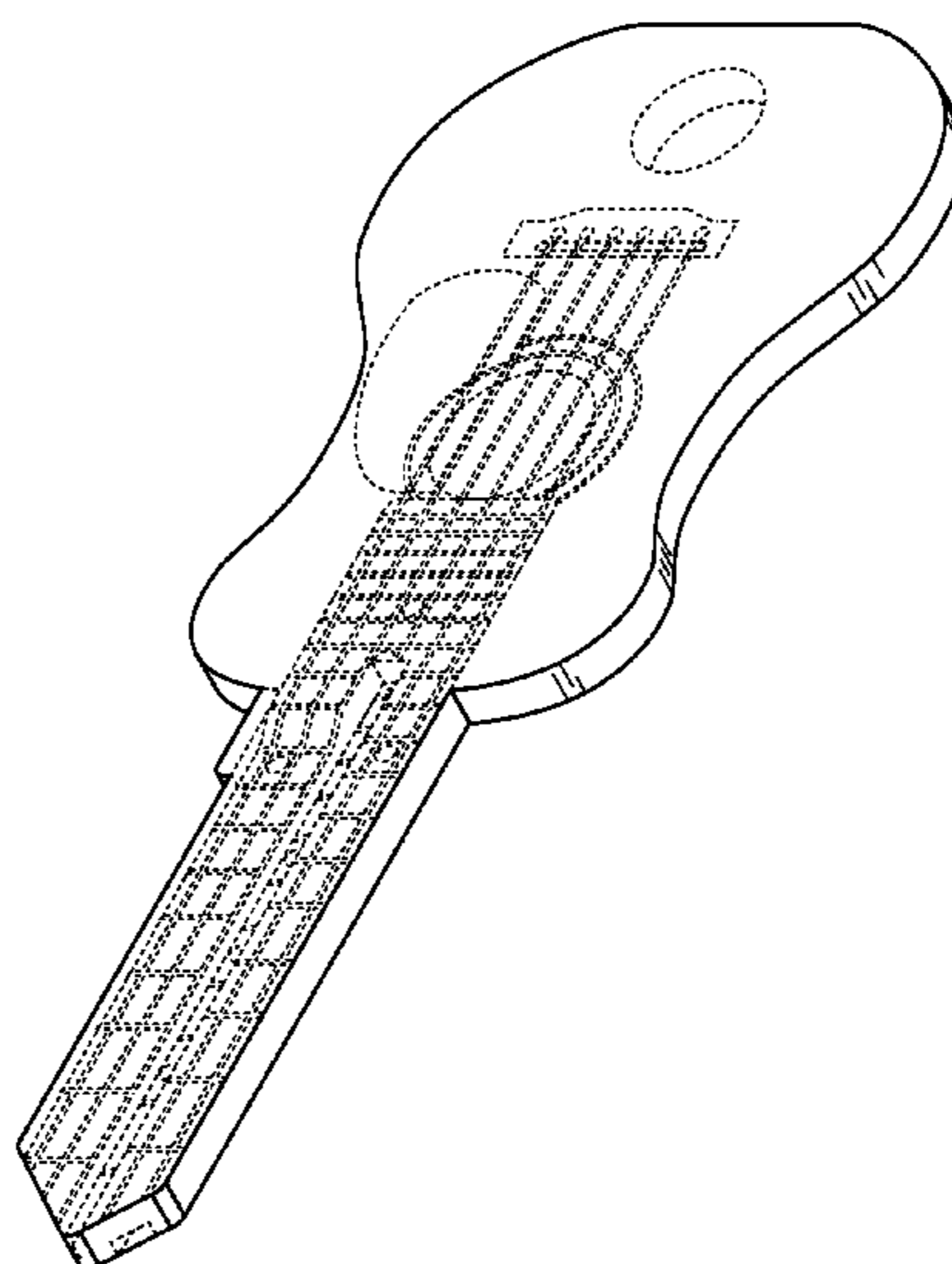
FIG. 5 is a right side elevational view thereof;

FIG. 6 is a front elevational view thereof; and,

FIG. 7 is a rear elevational view thereof.

Portions of the classic guitar key shown in broken lines form no part of the claimed design.

1 Claim, 4 Drawing Sheets



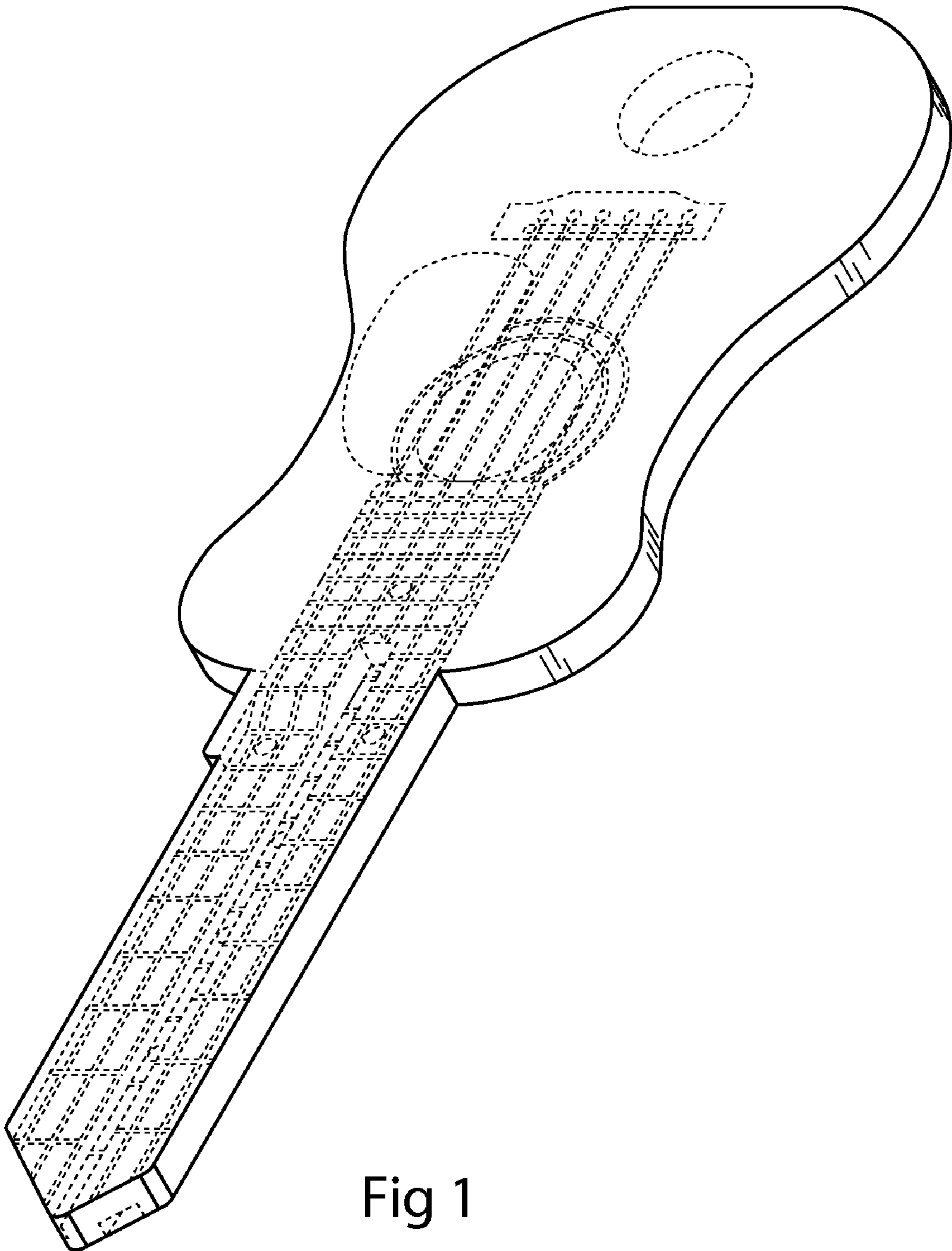


Fig 1

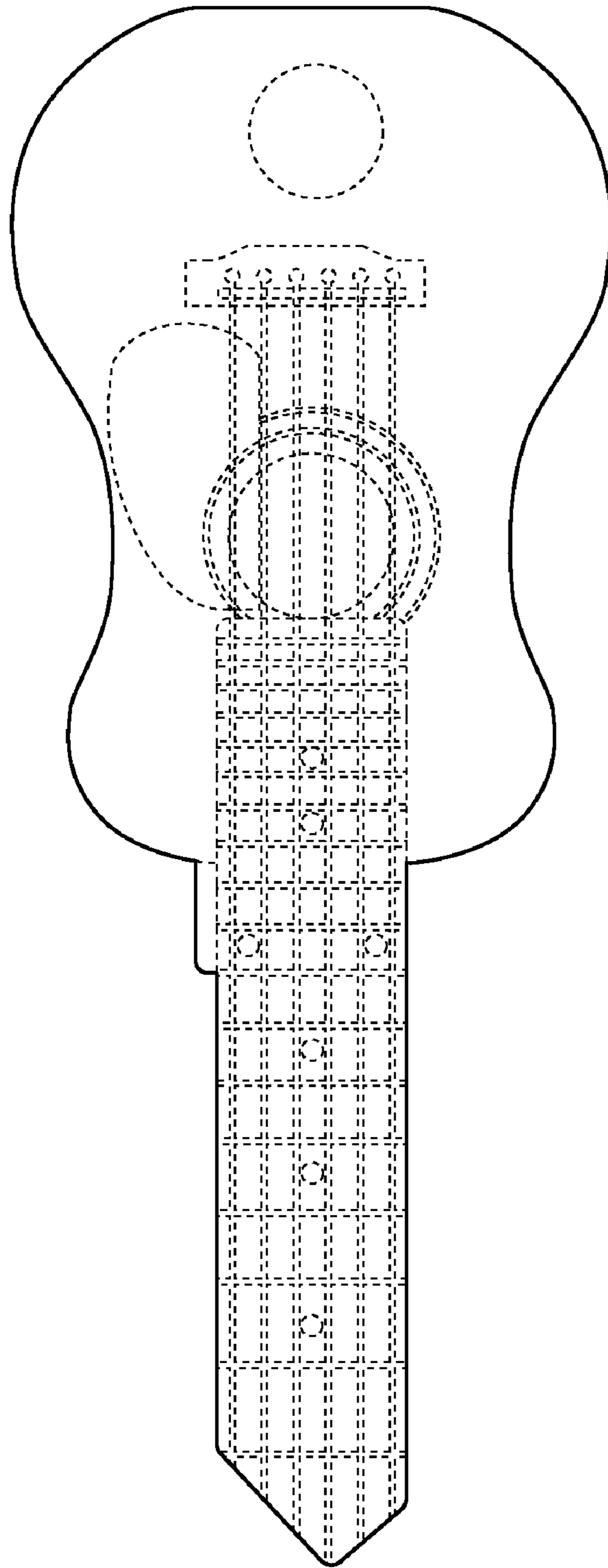


Fig 2

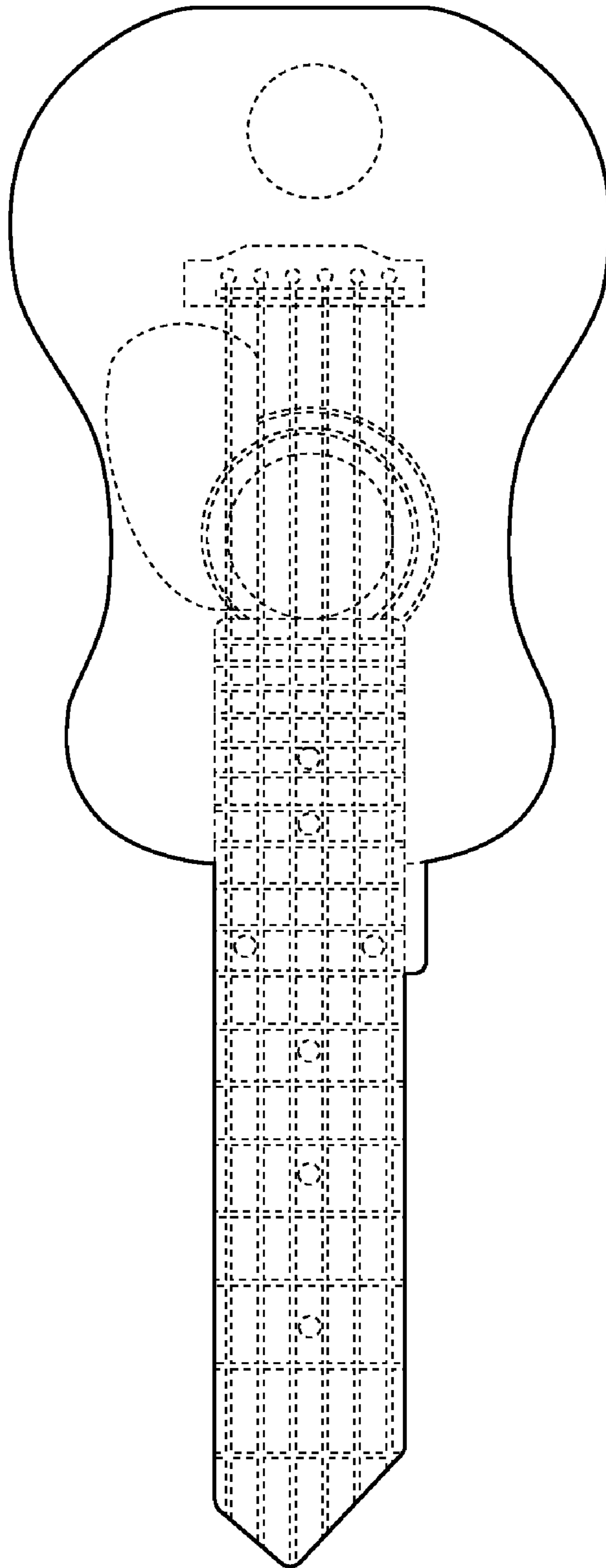


Fig 3

