



US00D632923S

(12) **United States Design Patent**  
**Goodman et al.**

(10) **Patent No.:** **US D632,923 S**

(45) **Date of Patent:** **\*\* Feb. 22, 2011**

(54) **TRIVET**

(75) Inventors: **Sheldon H. Goodman**, Solon, OH (US);  
**Omer I. Sazir**, Cleveland, OH (US)

(73) Assignee: **Spectrum Diversified Designs, Inc.**,  
Streetsboro, OH (US)

(\*\*) Term: **14 Years**

(21) Appl. No.: **29/363,931**

(22) Filed: **Jun. 16, 2010**

(51) **LOC (9) Cl.** ..... **07-01**

(52) **U.S. Cl.** ..... **D7/388**

(58) **Field of Classification Search** ..... D7/387,  
D7/388, 408, 213, 409, 704, 551.2; D6/403;  
248/346.01; D11/164; 99/444

See application file for complete search history.

(56) **References Cited**

**U.S. PATENT DOCUMENTS**

D169,719 S	6/1953	Agee	
D216,270 S *	12/1969	Beckman	D7/388
3,679,467 A	7/1972	Betzer	
D265,790 S	8/1982	Taylor	
4,991,811 A	2/1991	Portnoy	
D317,388 S	6/1991	White	
D322,735 S	12/1991	Morton	
D339,266 S *	9/1993	Lockett	D7/409
D349,833 S	8/1994	Enos	
D371,719 S *	7/1996	Perry	D7/388
D399,386 S	10/1998	Goodman	
D405,290 S *	2/1999	Hollinger	D6/403

D411,058 S	6/1999	Sellers	
D426,425 S	6/2000	Hermanski	
D434,598 S	12/2000	Goodman	
D441,423 S	5/2001	Goknur et al.	
D479,783 S	9/2003	Ancona	
D518,995 S	4/2006	Goodman et al.	
D531,543 S *	11/2006	Peter	D11/164
D545,616 S	7/2007	Goodman et al.	
D549,518 S	8/2007	Goodman et al.	
D551,018 S	9/2007	Goodman et al.	
D563,156 S	3/2008	Goodman et al.	
D564,251 S *	3/2008	Doyle et al.	D6/403
D584,565 S *	1/2009	Goodman et al.	D7/388

\* cited by examiner

*Primary Examiner*—Marianne Pandozzi

(74) *Attorney, Agent, or Firm*—Pearne & Gordon LLP

(57) **CLAIM**

The ornamental design for a trivet, as shown and described.

**DESCRIPTION**

FIG. 1 is a perspective view of a trivet showing our new design;

FIG. 2 is a top plan view thereof;

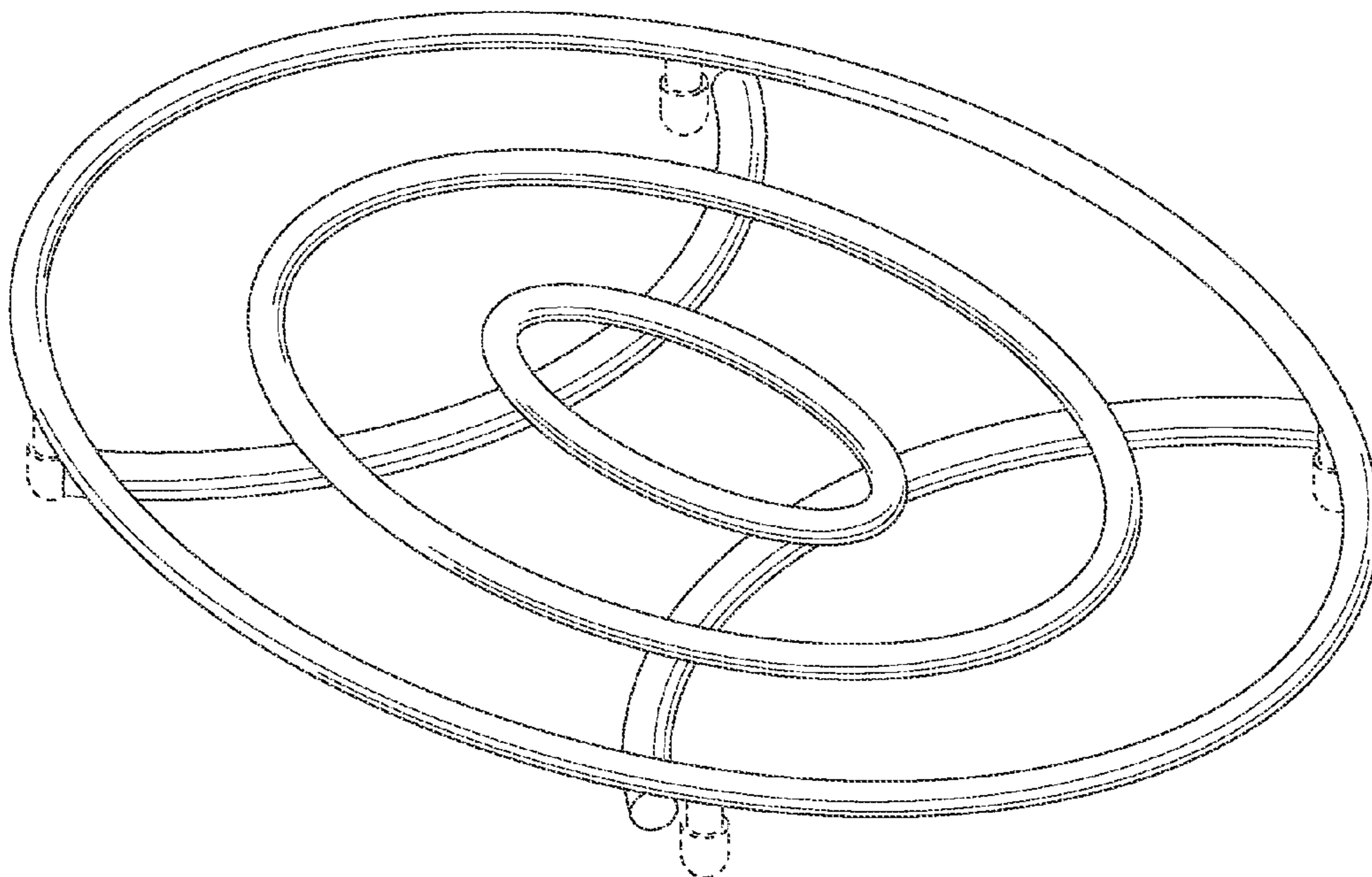
FIG. 3 is a front elevational view thereof;

FIG. 4 is a side elevational view thereof; and,

FIG. 5 is a bottom plan view thereof.

The broken line showing in the drawings illustrates environmental matter and forms no part of the claimed design.

**1 Claim, 2 Drawing Sheets**



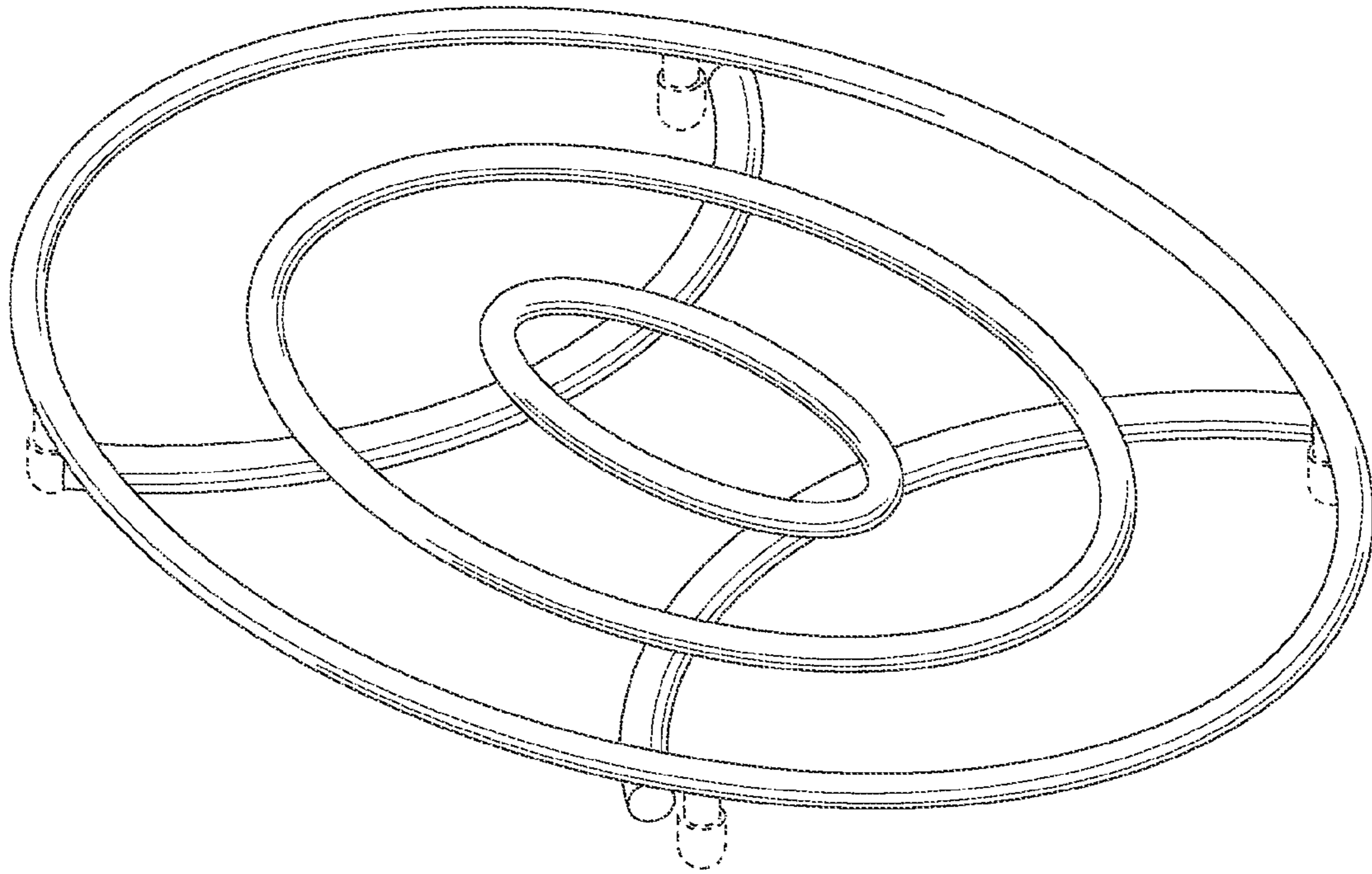


FIG. 1

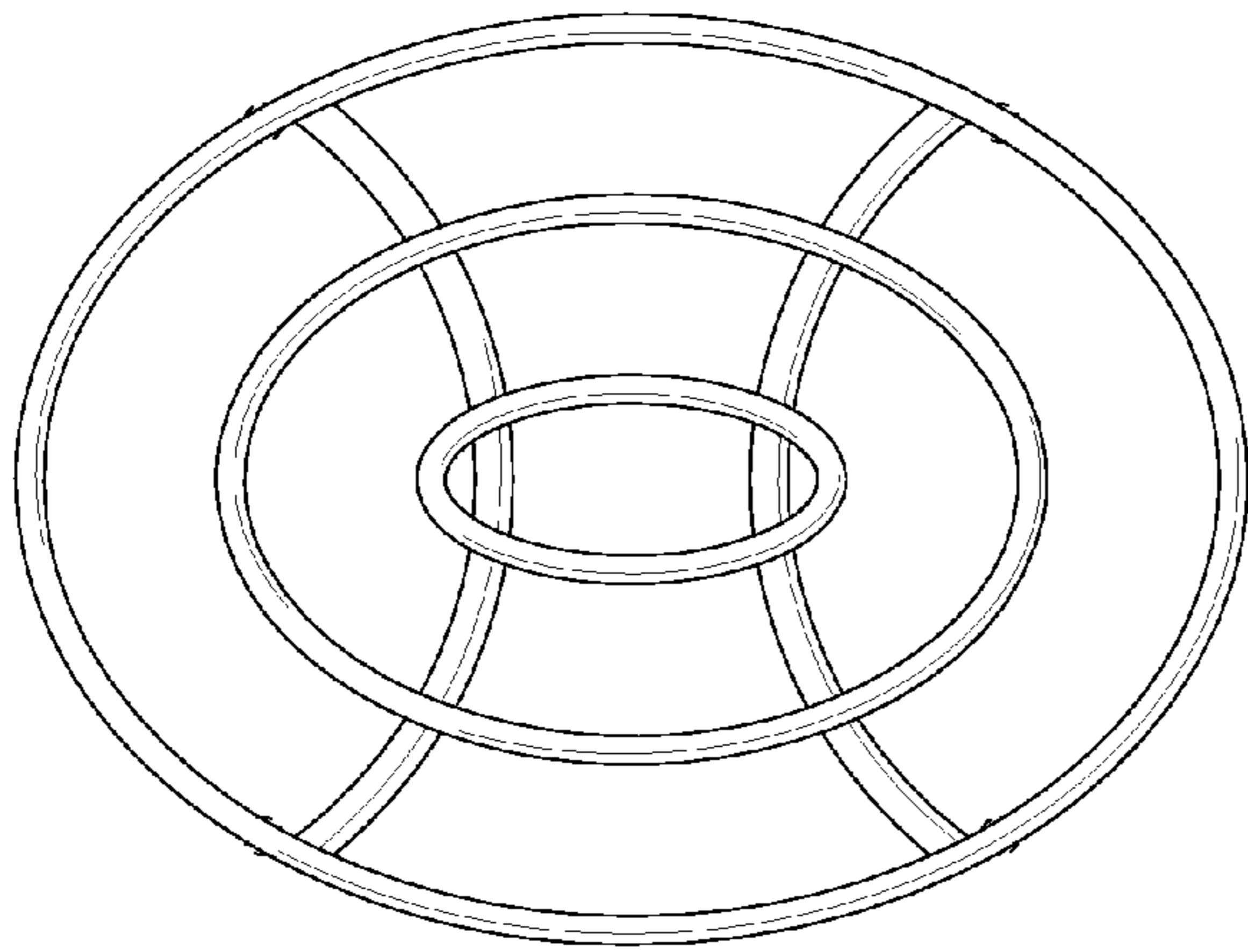


FIG. 2



FIG. 3

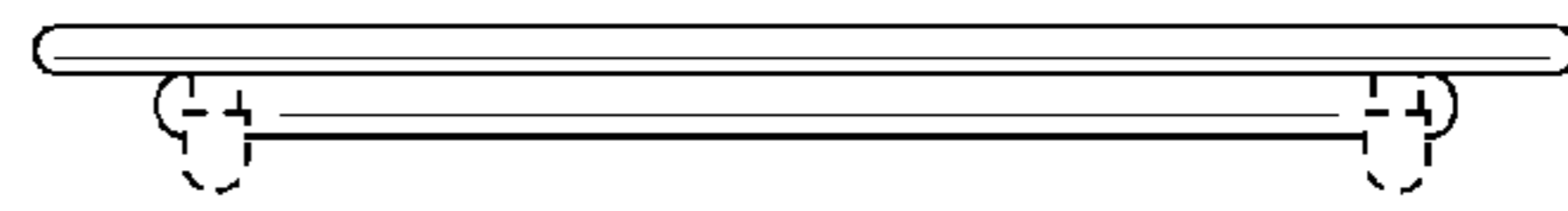


FIG. 4

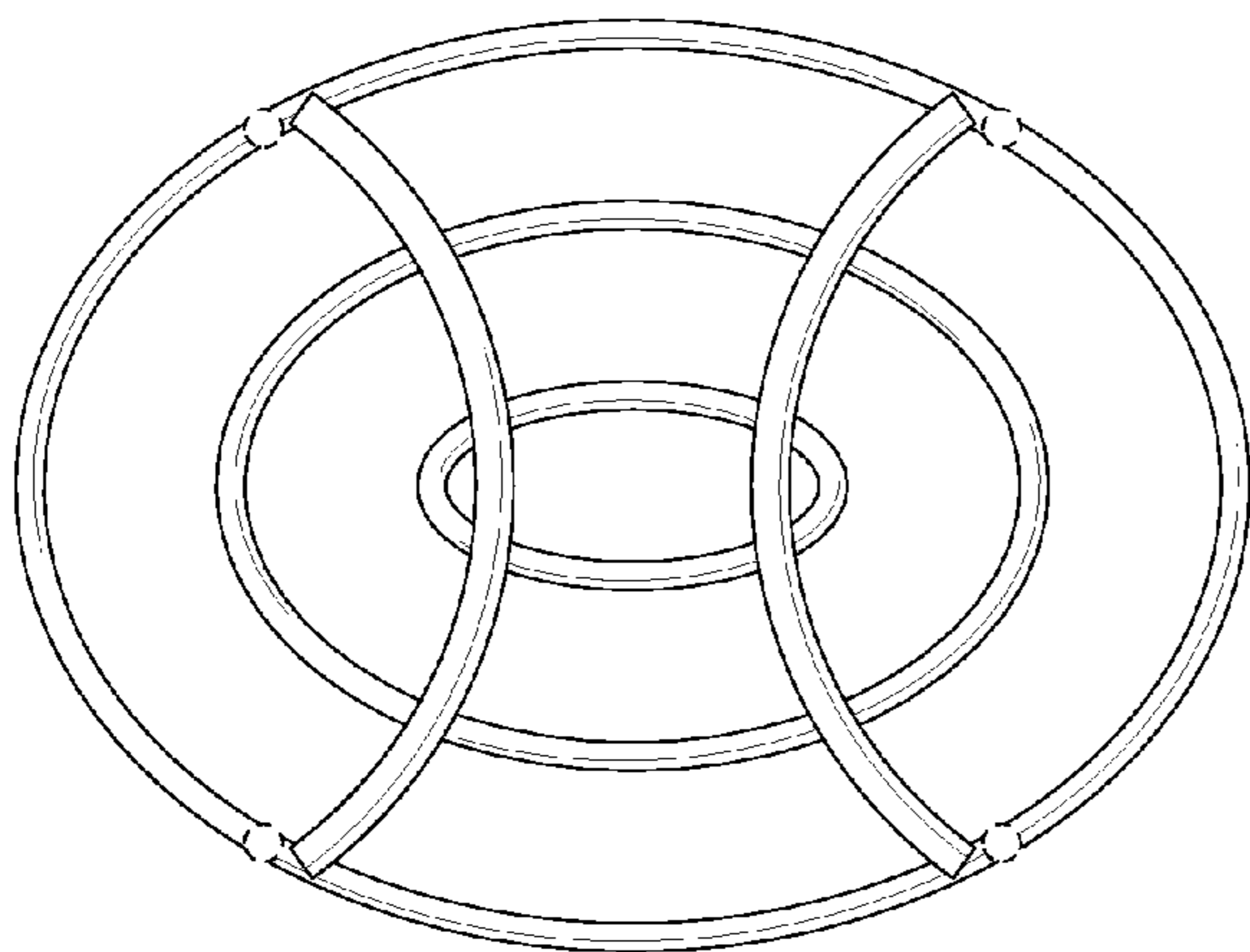


FIG. 5