



US00D632905S

(12) **United States Design Patent**
Puksta

(10) **Patent No.:** **US D632,905 S**

(45) **Date of Patent:** **** Feb. 22, 2011**

(54) **CABINET FRAME**

(75) Inventor: **Frederick P. Puksta**, Keene, NH (US)

(73) Assignee: **Crown Point Cabinetry Corp.**,
Claremont, NH (US)

(**) Term: **14 Years**

(21) Appl. No.: **29/381,066**

(22) Filed: **Dec. 15, 2010**

Related U.S. Application Data

(62) Division of application No. 29/365,661, filed on Jul. 13, 2010, which is a division of application No. 29/352,650, filed on Dec. 23, 2009, now Pat. No. Des. 621,642, which is a division of application No. 29/325,599, filed on Oct. 3, 2008, now Pat. No. Des. 609,507.

(51) **LOC (9) Cl.** **06-04**

(52) **U.S. Cl.** **D6/509; D6/559**

(58) **Field of Classification Search** D6/509,
D6/559, 561, 300, 309, 32, 396, 432, 444-448,
D6/436-439, 491, 492, 494; 312/209, 234,
312/224-225, 242, 245; 206/320, 823
See application file for complete search history.

(56) **References Cited**

U.S. PATENT DOCUMENTS

D379,281 S * 5/1997 Palka D6/559

D436,481 S * 1/2001 Harwanko D6/559
D437,693 S * 2/2001 Harwanko D6/300
D486,338 S * 2/2004 Walker D6/559
D504,265 S * 4/2005 Walker D6/559
D609,508 S * 2/2010 Puksta D6/509

* cited by examiner

Primary Examiner—Brian N Vinson

(74) *Attorney, Agent, or Firm*—Michael J. Weins; Jeffrey E. Sempredon

(57) **CLAIM**

The ornamental design for a cabinet frame, as shown and described.

DESCRIPTION

FIG. 1 is a top, front, and right side perspective of a cabinet frame showing my new design;

FIG. 2 is a front elevation view thereof;

FIG. 3 is a right side elevational view thereof;

FIG. 4 is a top plan view thereof, the bottom being a mirror image of that shown; and,

FIG. 5 is an enlarged, fragmentary horizontal cross-sectional view thereof, taken along line 5—5 of FIG. 2.

The broken-line disclosure in the views is understood to represent portions of the wall cabinet in which the claimed design is embodied, but which form no part of the claimed design.

1 Claim, 2 Drawing Sheets

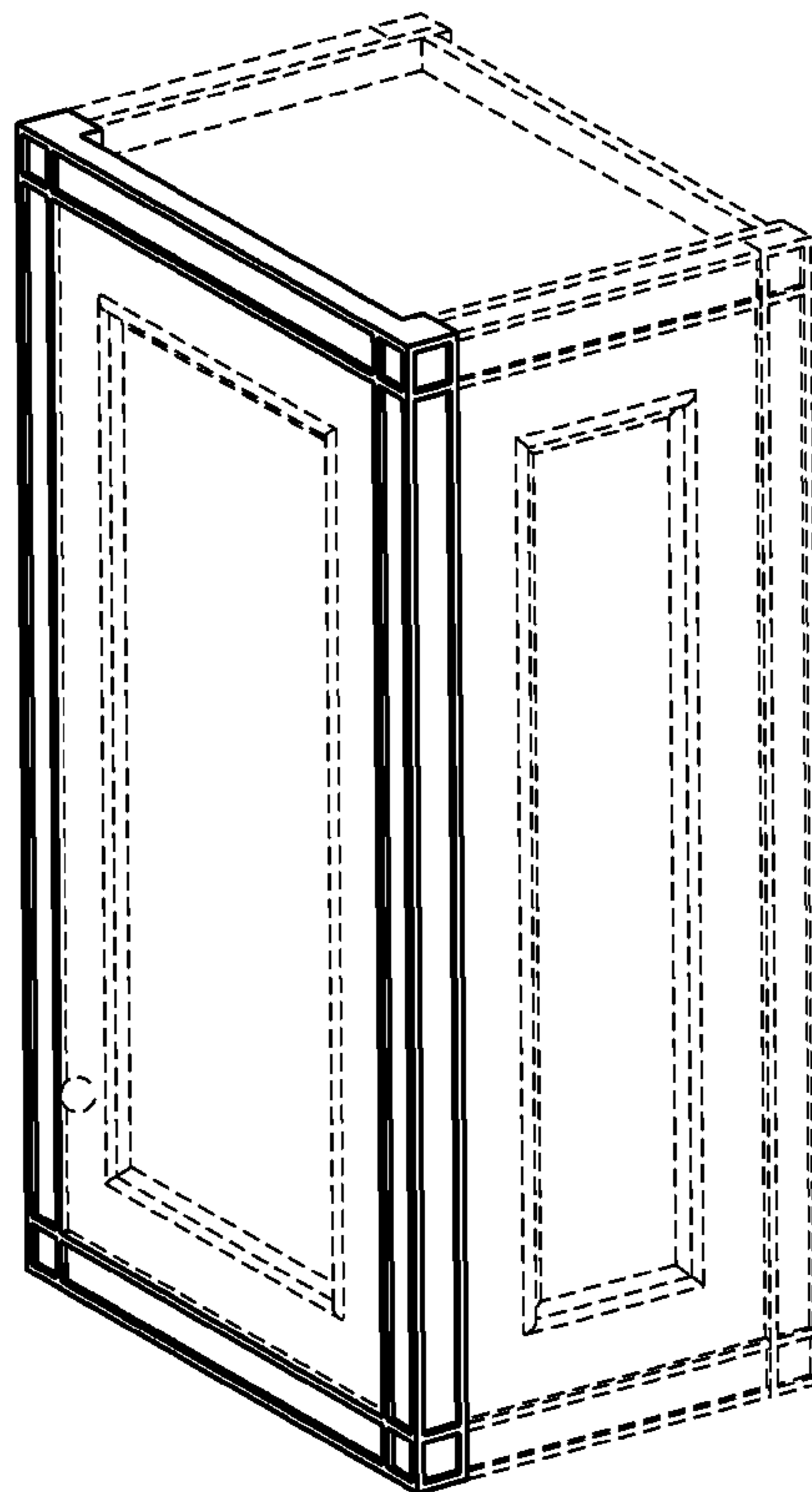


Figure 1

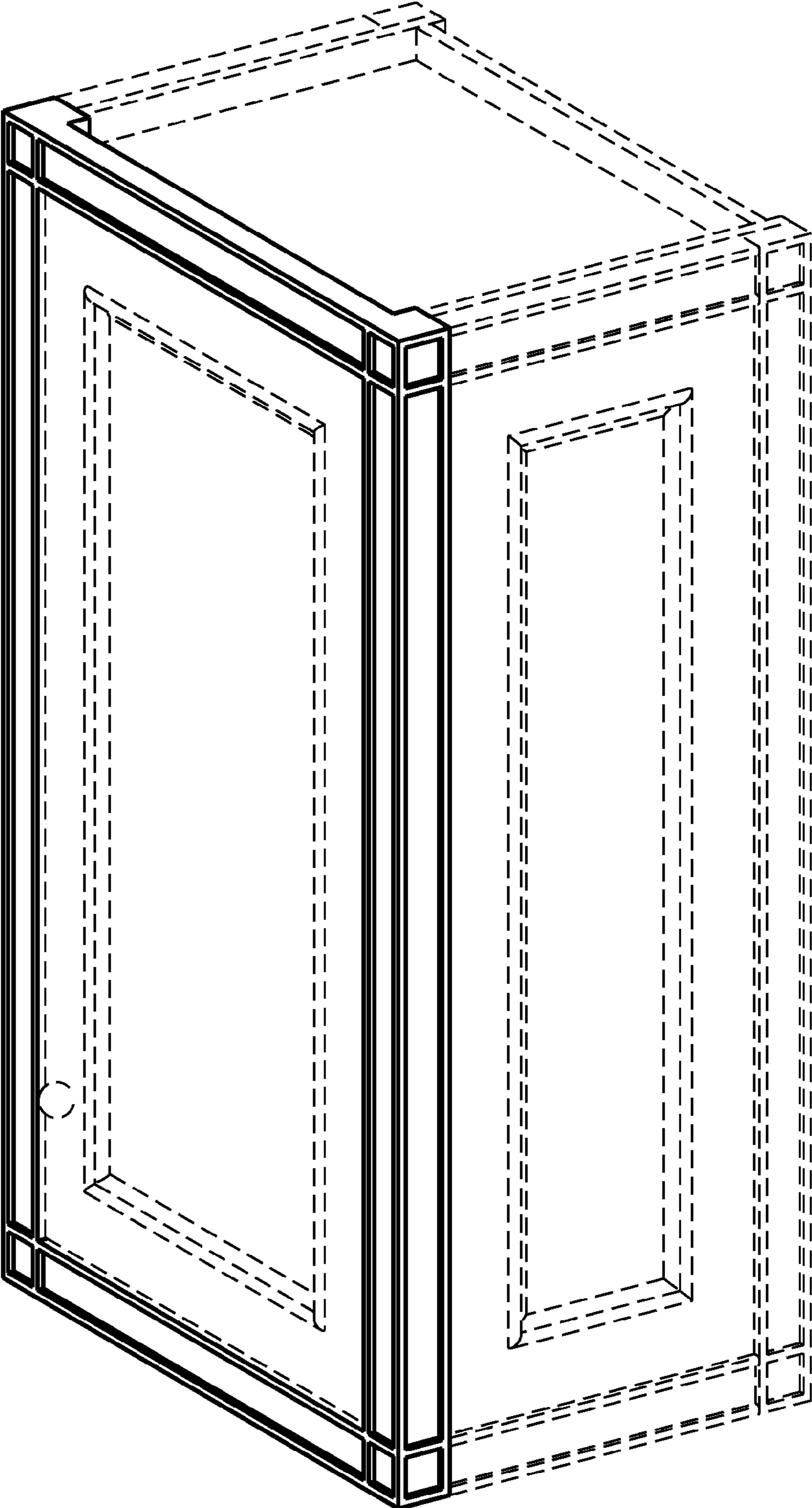


Figure 4



Figure 3



Figure 2

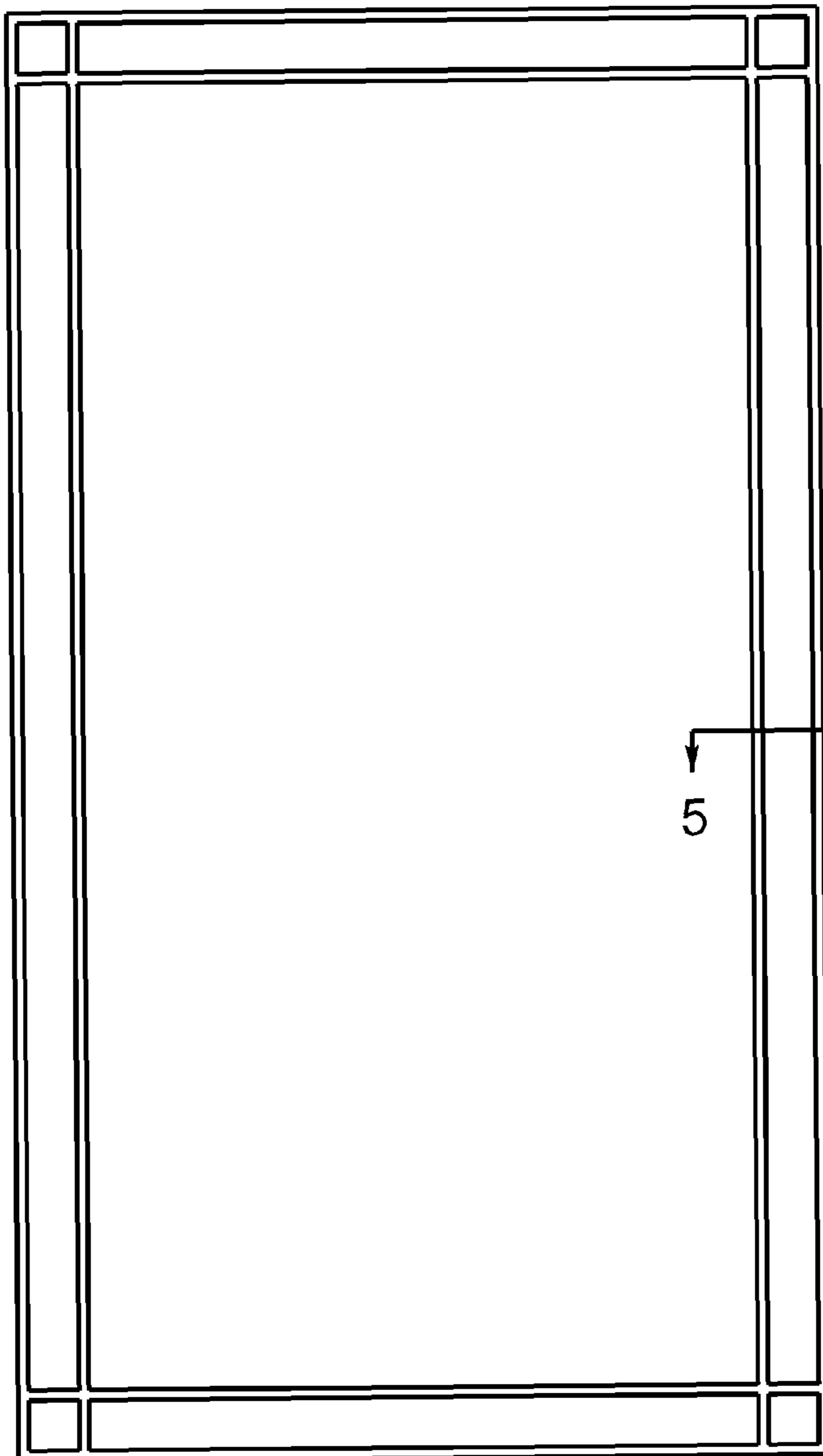


Figure 5

