



US00D632893S

(12) **United States Design Patent**
Riddiford

(10) **Patent No.:** **US D632,893 S**

(45) **Date of Patent:** **** Feb. 22, 2011**

(54) **SHOPPING BAG**

(75) Inventor: **Martin Philip Riddiford**, London (GB)

(73) Assignee: **Fillaball Holdings Limited** (GB)

(**) Term: **14 Years**

(21) Appl. No.: **29/351,157**

(22) Filed: **Dec. 1, 2009**

(30) **Foreign Application Priority Data**

Jun. 1, 2009 (EM) 001143739-0002

(51) **LOC (9) Cl.** **03-01**

(52) **U.S. Cl.** **D3/279**

(58) **Field of Classification Search** D3/276-279,
D3/318, 321, 900, 902; 190/18 A, 100, 103,
190/109-112, 115, 119, 120, 122, 124-127,
190/903; 220/1.5; 206/442

See application file for complete search history.

(56) **References Cited**

U.S. PATENT DOCUMENTS

690,792 A	1/1902	Taylor	
D51,989 S *	4/1918	Polouboyarence D3/271.12
1,572,531 A	6/1924	Henkel	
2,599,354 A	6/1952	Stableford	
2,967,581 A	1/1961	Aghnides	
3,743,312 A	7/1973	Gibbons	
4,161,803 A	7/1979	Propst et al.	
4,252,334 A	2/1981	Filkins	
4,457,045 A	7/1984	Kegg	
4,523,774 A	6/1985	Dickerson	
5,207,908 A *	5/1993	Koehen et al. 210/490
D358,695 S *	5/1995	Hudson et al. D34/26
D375,628 S *	11/1996	Williamson D3/279
5,833,250 A *	11/1998	Schier et al. 280/47.19
6,024,185 A *	2/2000	Okada et al. 180/227
6,260,864 B1	7/2001	Smith	
6,341,787 B1	1/2002	Mason	
6,609,598 B2 *	8/2003	Hsu 190/103
D554,860 S *	11/2007	Udall et al. D3/279
D584,509 S *	1/2009	Weir D3/271.2

D610,349 S *	2/2010	Ehret D3/279
2003/0020250 A1	1/2003	Dombroskie et al.	
2004/0026896 A1	2/2004	Crisp	
2004/0231613 A1	11/2004	Parkes	
2008/0174078 A1	7/2008	Dooley	
2008/0276977 A1	11/2008	Jowett et al.	

(Continued)

FOREIGN PATENT DOCUMENTS

FR 2610586 8/1988

(Continued)

Primary Examiner—Prabhakar Deshmukh
(74) *Attorney, Agent, or Firm*—Dicke, Billig & Czaja, PLLC

(57) **CLAIM**

I claim the ornamental design for a shopping bag, as shown and described.

DESCRIPTION

FIG. 1 is a top plan view of a shopping bag showing my new design; the handle is shown in an extended position;

FIG. 2 is a right side elevational view thereof, the left side elevational view being a mirror image thereof;

FIG. 3 is a front elevational view thereof;

FIG. 4 is a perspective view thereof;

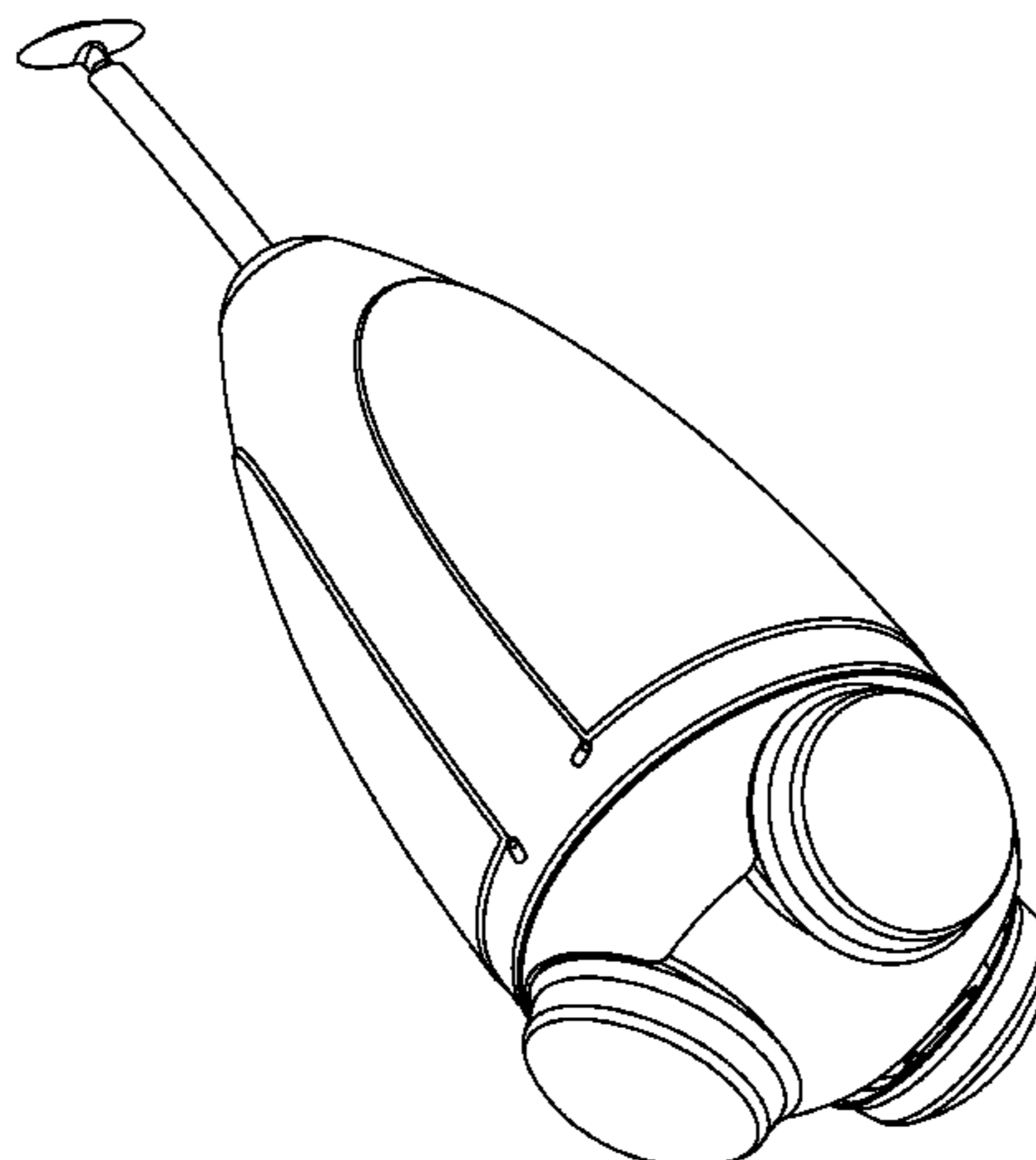
FIG. 5 is a rear elevational view thereof;

FIG. 6 is a perspective view thereof, shown in an alternate position in which the handle is not extended;

FIG. 7 is a perspective view thereof, the handle shown in an extended position, and one of the flaps shown in an open position; and,

FIG. 8 is another perspective view looking from the bottom.

1 Claim, 8 Drawing Sheets



US D632,893 S

Page 2

U.S. PATENT DOCUMENTS

2009/0200773 A1 8/2009 Riddiford

FOREIGN PATENT DOCUMENTS

FR 2823708 4/2001
GB 138218 2/1920
GB 651501 4/1951

GB 666483 2/1952
GB 666549 2/1952
GB 757663 9/1956
GB 770602 3/1957
GB 2457264 8/2006
GB 2431381 4/2007
WO 2009098461 8/2009

* cited by examiner

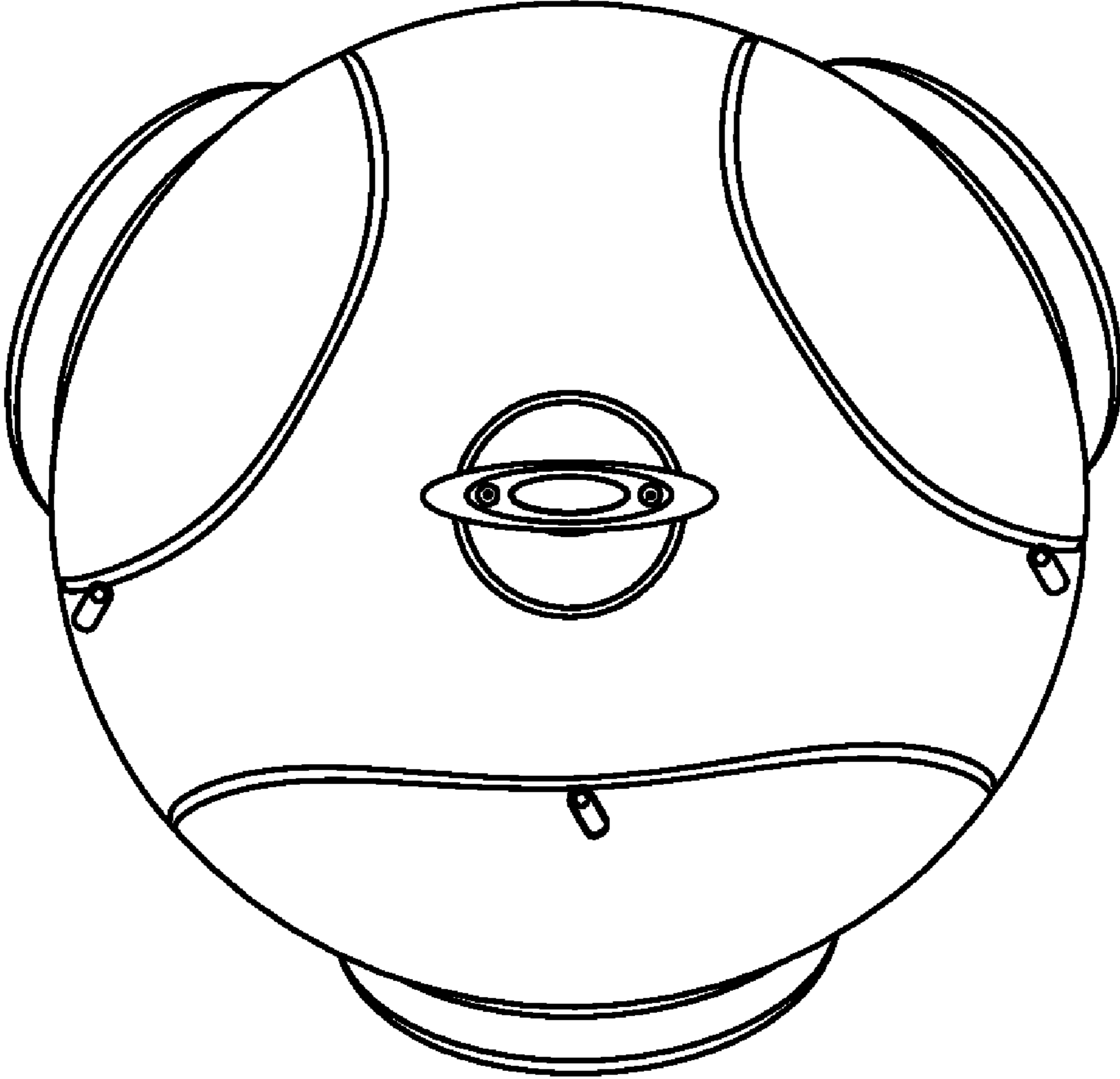


Fig. 1

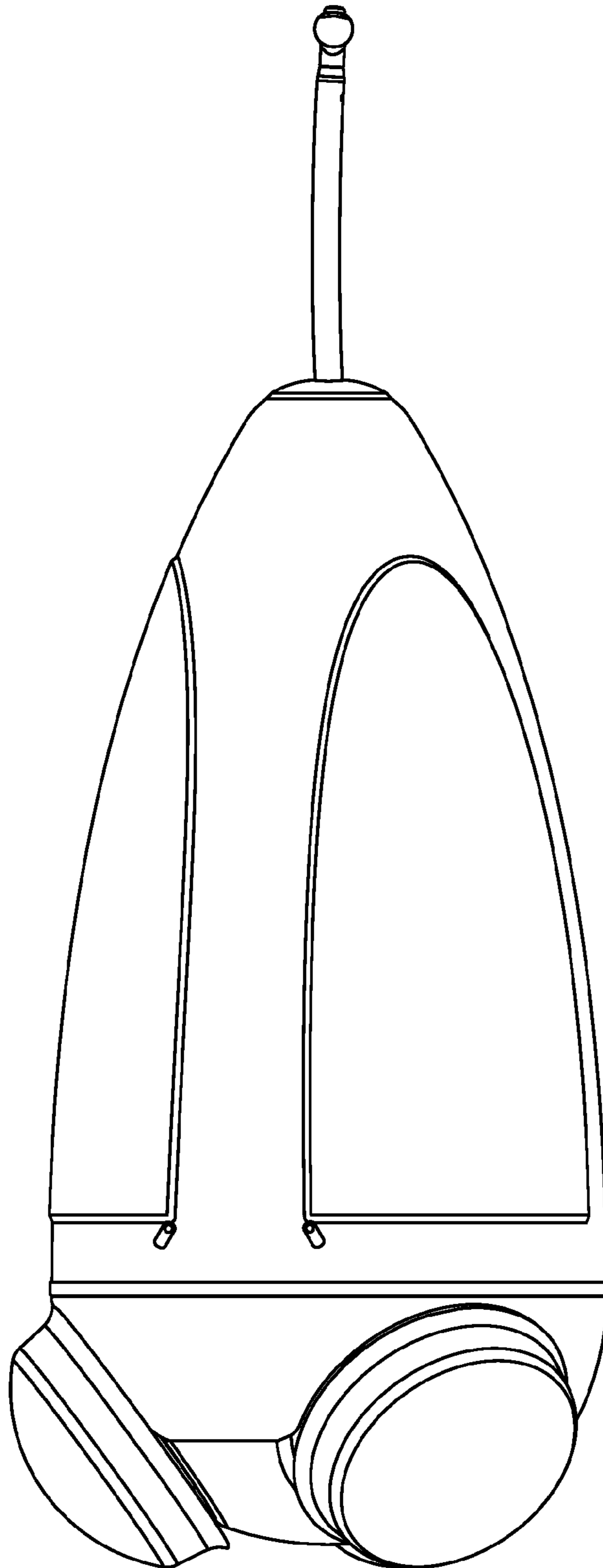


Fig. 2

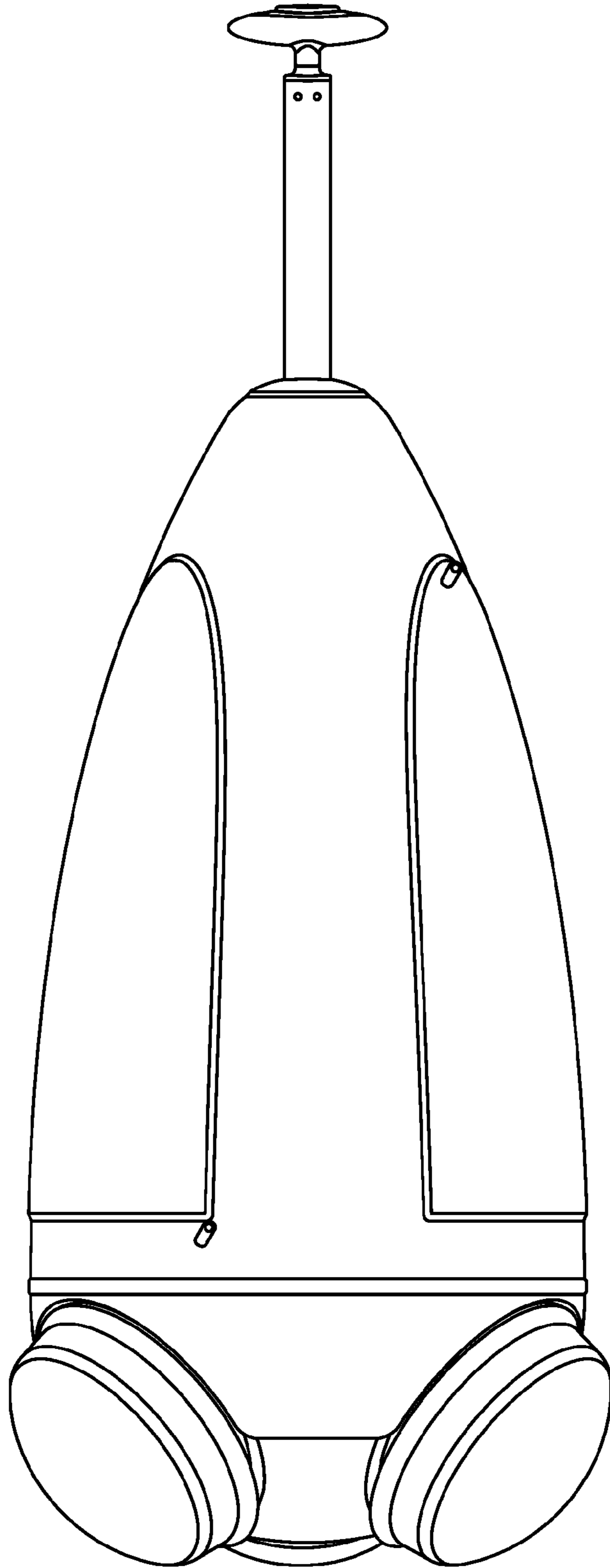


Fig. 3

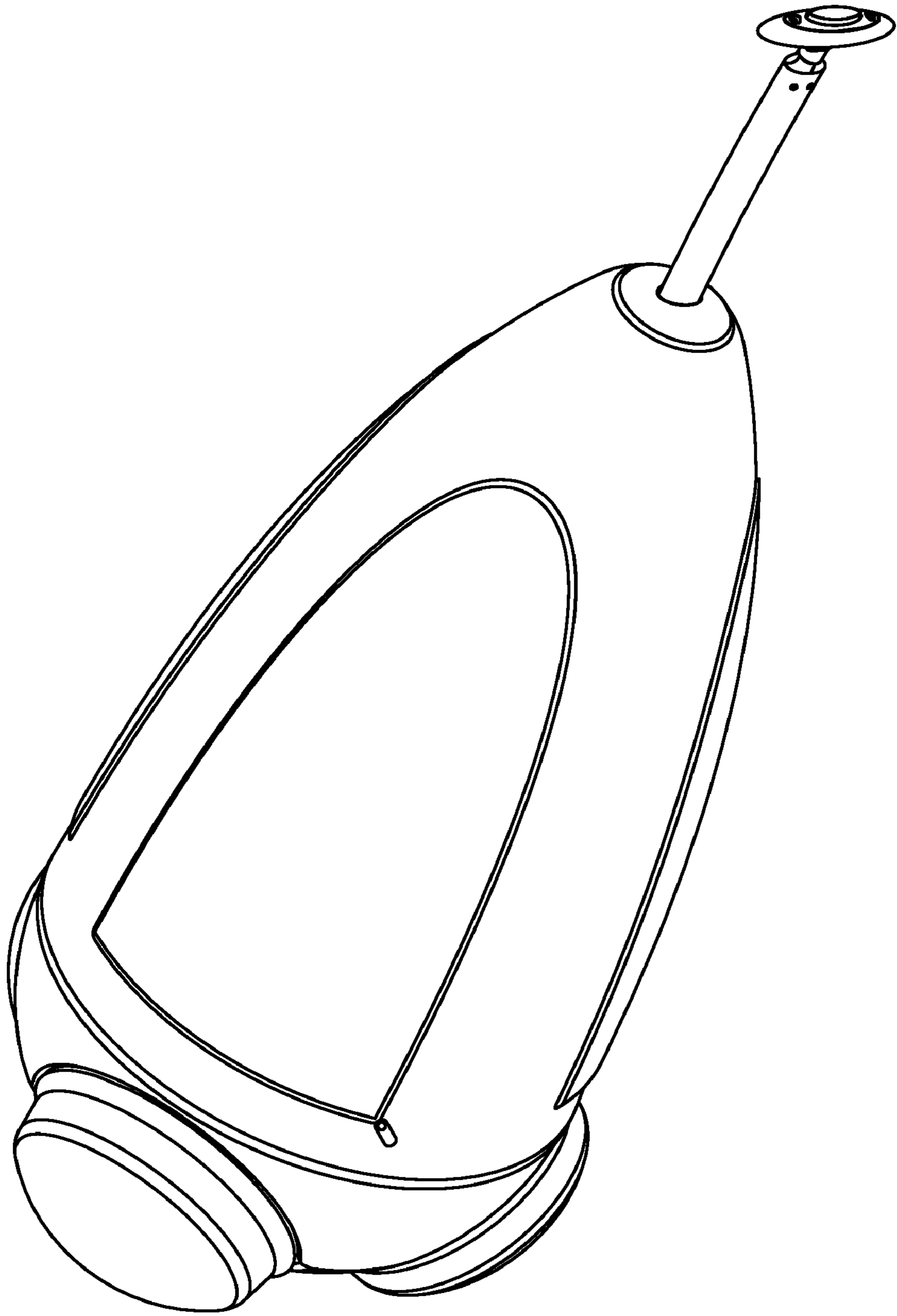


Fig. 4

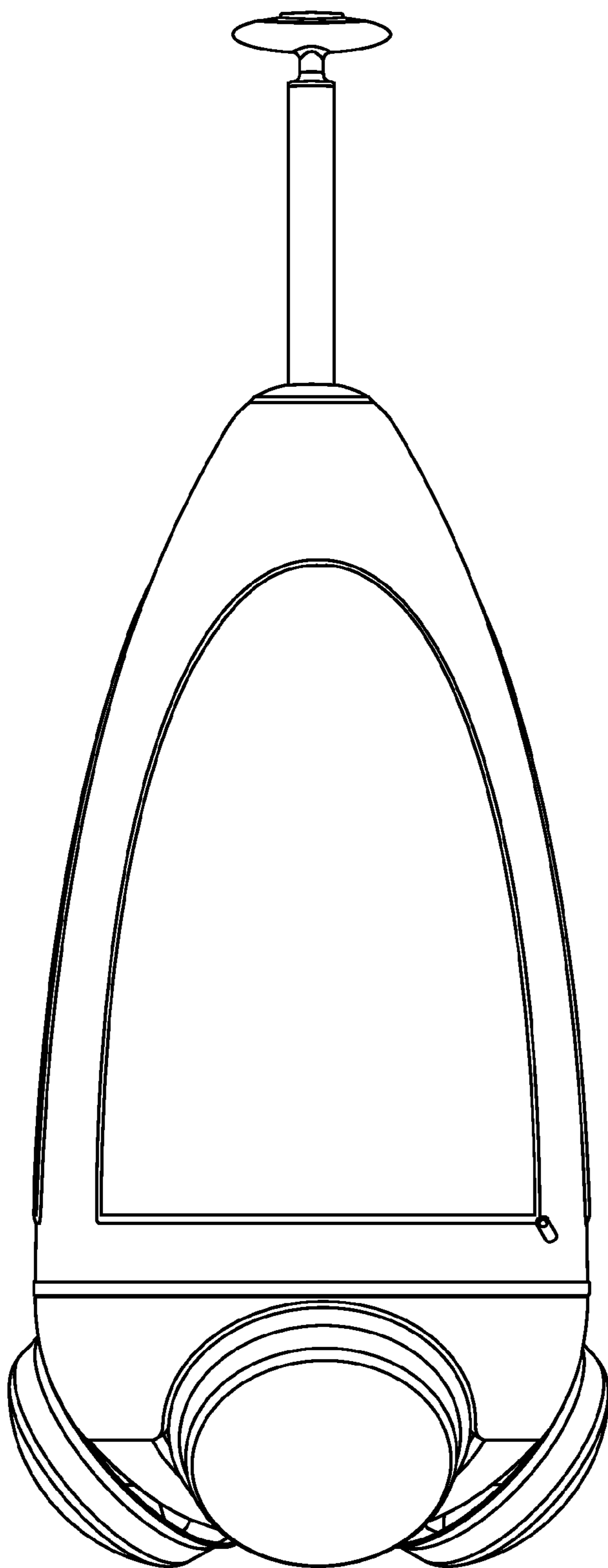


Fig. 5




Fig. 6

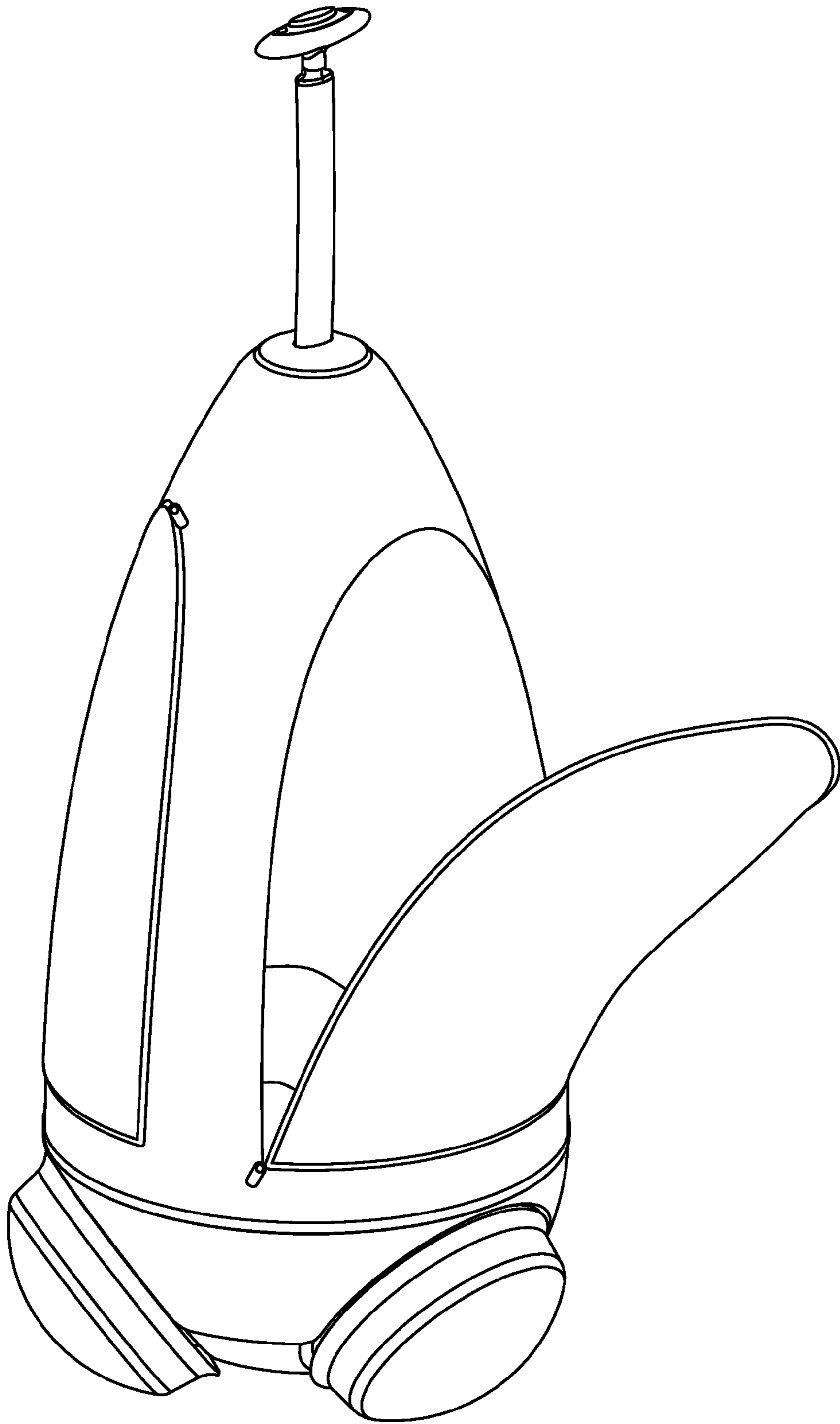


Fig. 7

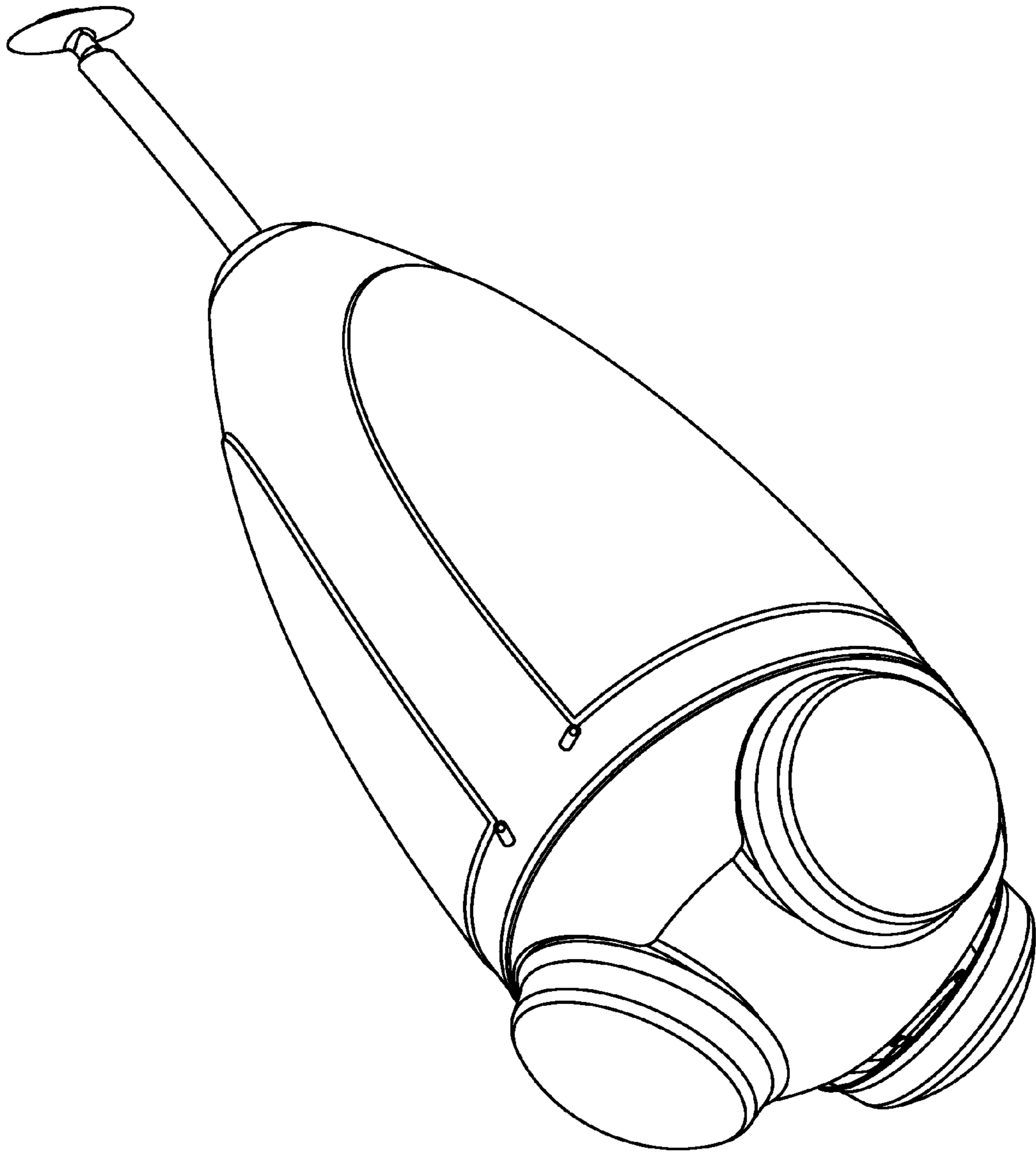


Fig. 8