

US00D632881S

(12) **United States Design Patent**  
**Rosenberg**

(10) **Patent No.:** **US D632,881 S**

(45) **Date of Patent:** **\*\* Feb. 22, 2011**

(54) **ARCH SUPPORT FOR SANDALS**

(75) Inventor: **Steven L. Rosenberg**, Santa Monica, CA (US)

(73) Assignee: **Foot Products Enterprises, Inc.**, Santa Monica, CA (US)

(\*\*) Term: **14 Years**

(21) Appl. No.: **29/364,964**

(22) Filed: **Jun. 30, 2010**

(51) **LOC (9) Cl.** ..... **02-04**

(52) **U.S. Cl.** ..... **D2/961**

(58) **Field of Classification Search** ..... D2/946,  
D2/947, 961, 962; 36/71, 43, 140, 145  
See application file for complete search history.

(56) **References Cited**

U.S. PATENT DOCUMENTS

D353,259 S *	12/1994	Schroer, Jr. ....	D2/961
D396,550 S *	8/1998	Feldman et al. ....	D2/961
D484,299 S *	12/2003	Van Diepen et al. ....	D2/961
D531,790 S *	11/2006	Wurzburg ....	D2/961
D571,989 S *	7/2008	Siegal ....	D2/961
D580,640 S *	11/2008	Wurzburg ....	D2/961
D586,545 S *	2/2009	Feldman ....	D2/961
D607,194 S *	1/2010	Zagula ....	D2/961
D623,837 S *	9/2010	McDonnell ....	D2/961
2006/0086005 A1 *	4/2006	Yerian ....	36/71

\* cited by examiner

*Primary Examiner*—Stella M Reid

*Assistant Examiner*—Keli L Hill

(74) *Attorney, Agent, or Firm*—Greenberg Traurig, LLP

(57) **CLAIM**

The ornamental design for an arch support for sandals, as shown and described.

**DESCRIPTION**

FIG. 1 is an upper perspective view of an arch support for sandals, embodying my new design;

FIG. 2 is a top plan view thereof, shown in use;

FIG. 3 is a bottom plan view thereof;

FIG. 4 is a front elevation view thereof;

FIG. 5 is a rear elevation view thereof;

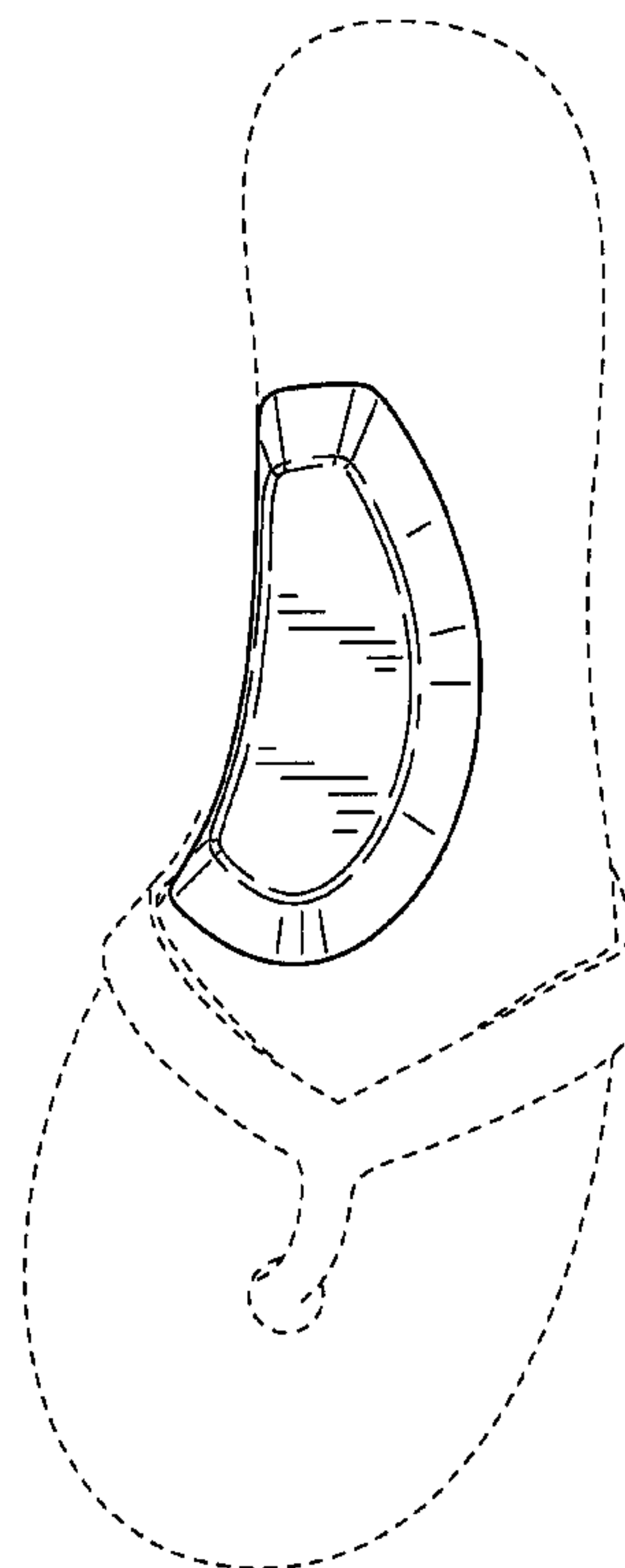
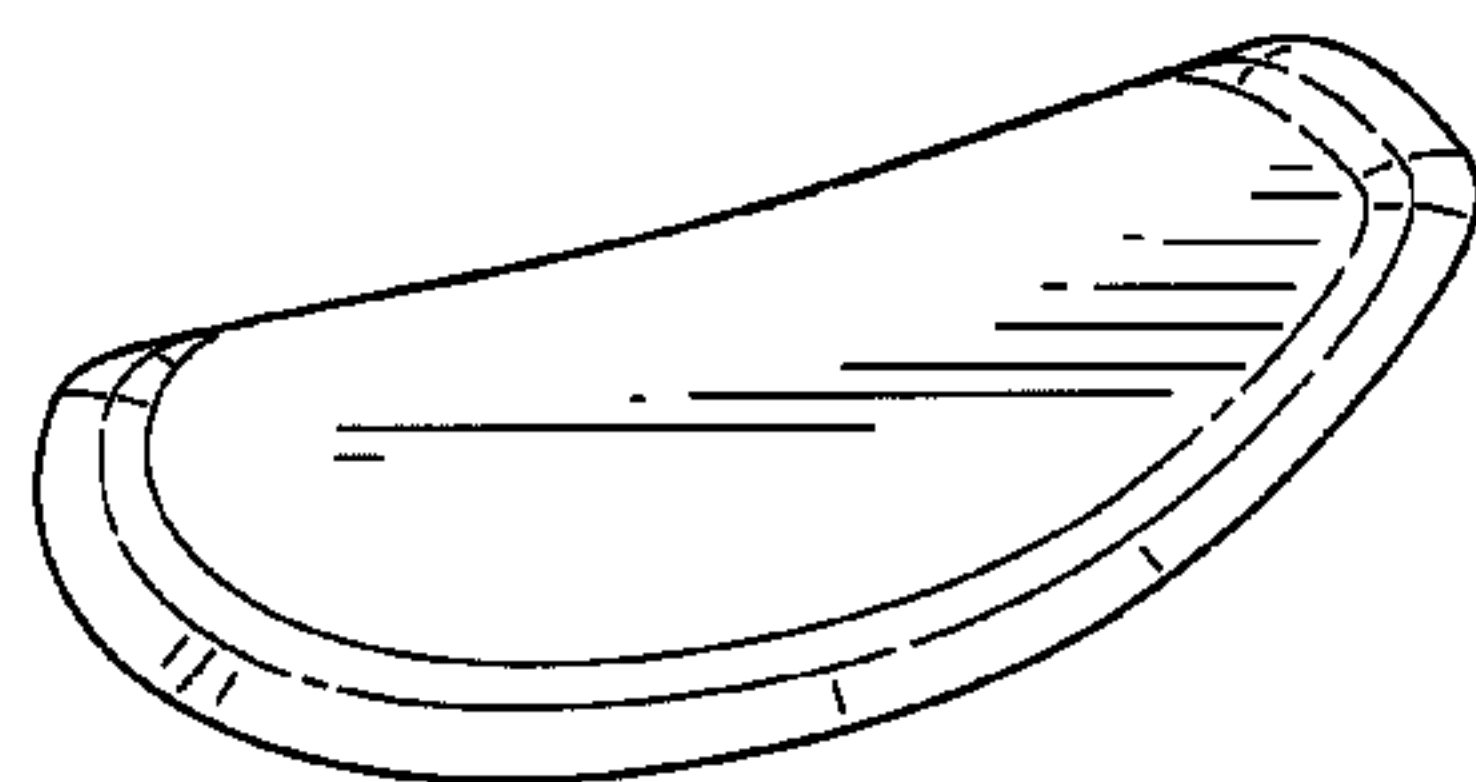
FIG. 6 is a right side elevation view thereof; and,

FIG. 7 is a left side elevation view thereof.

The broken line showing of the sandal in FIG. 2 is included for the purpose of illustrating environment of the design and forms no part of the claimed design.

The arch support shown in FIGS. 1-7 is for use in a left sandal. The arch support for a right sandal is a mirror image of the left arch support shown.

**1 Claim, 4 Drawing Sheets**



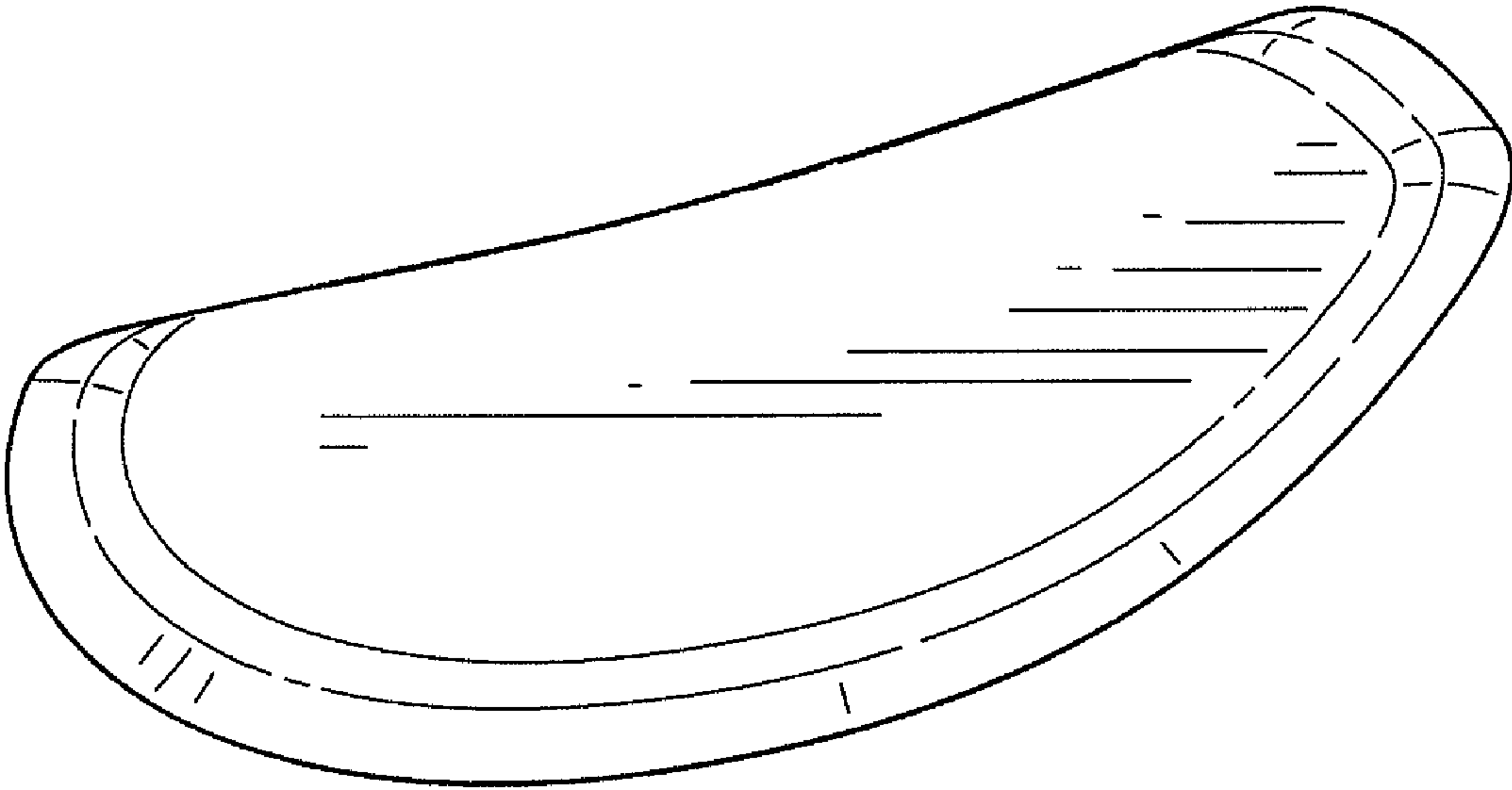


FIG.1

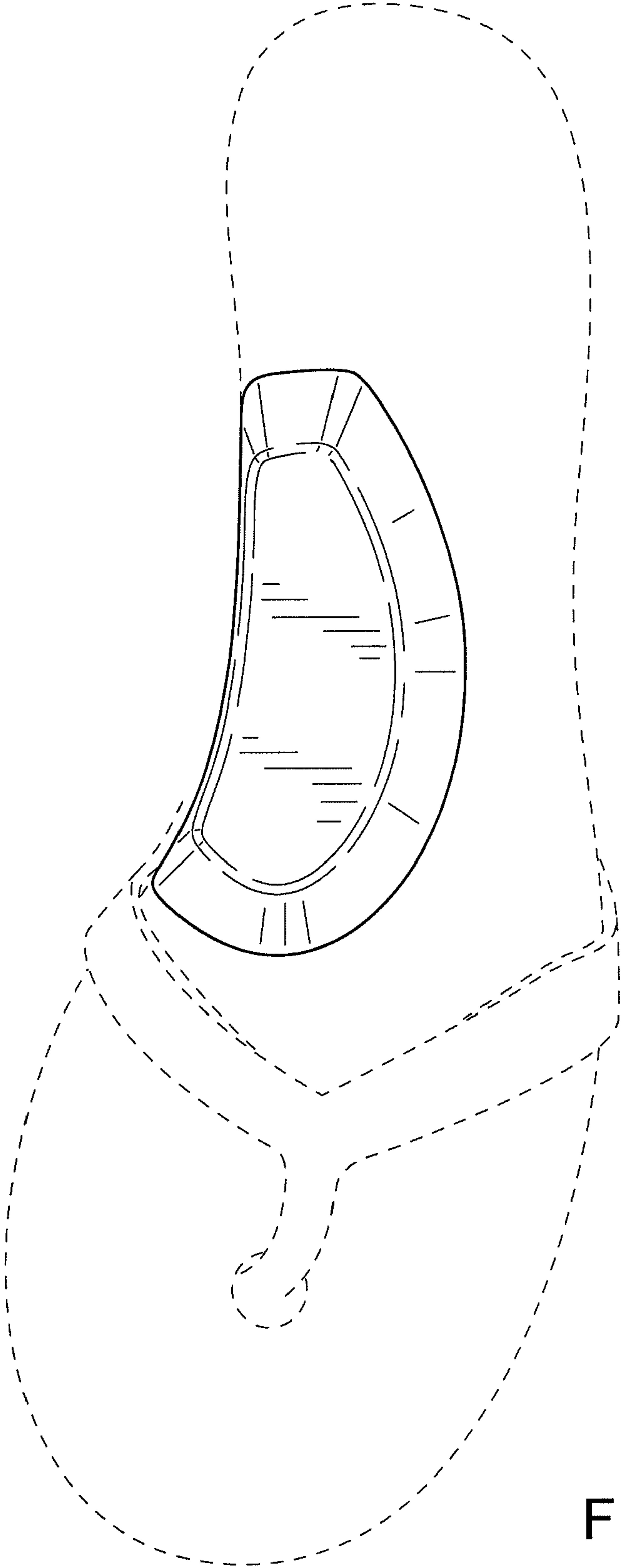


FIG.2

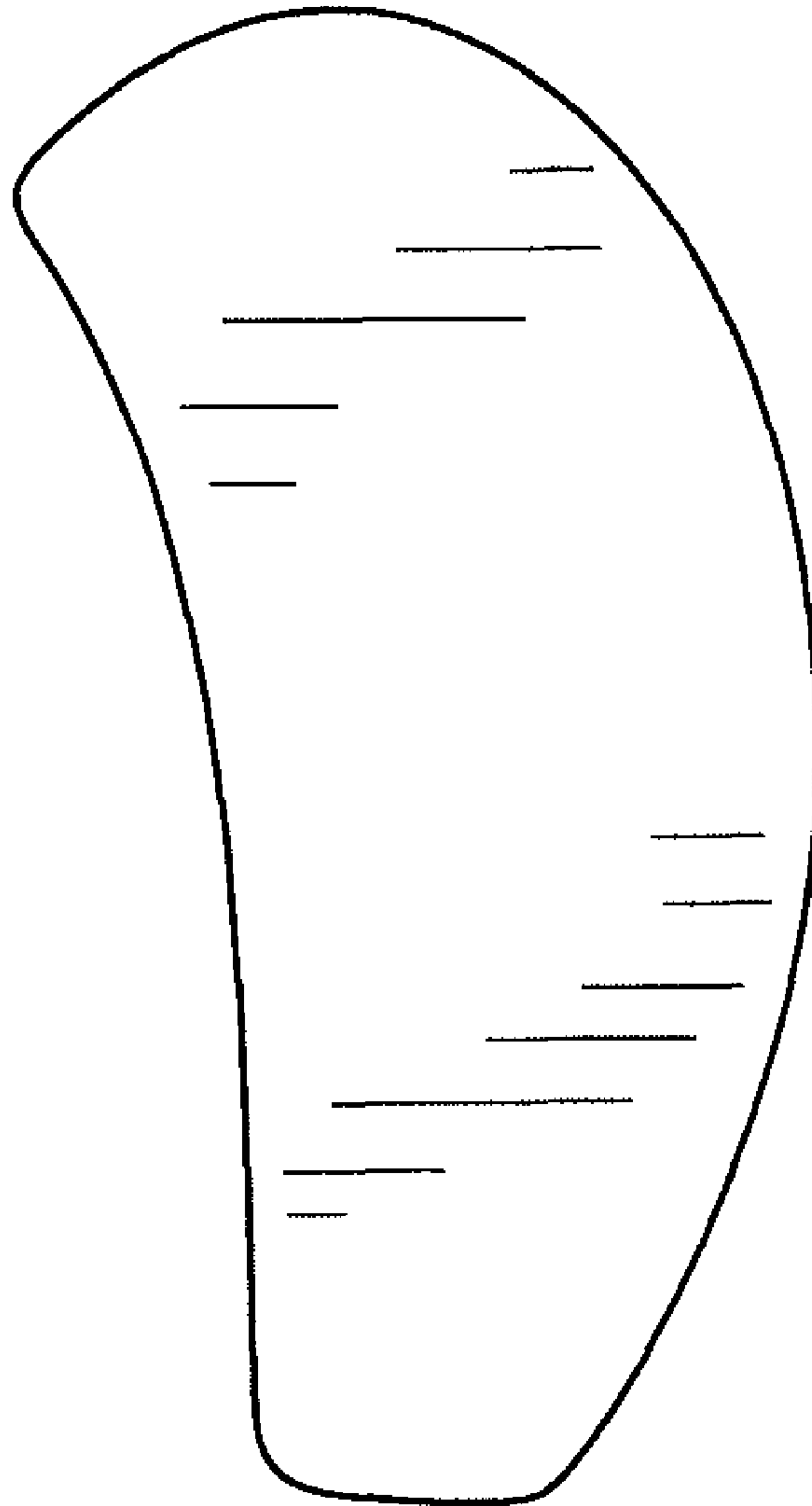


FIG.3

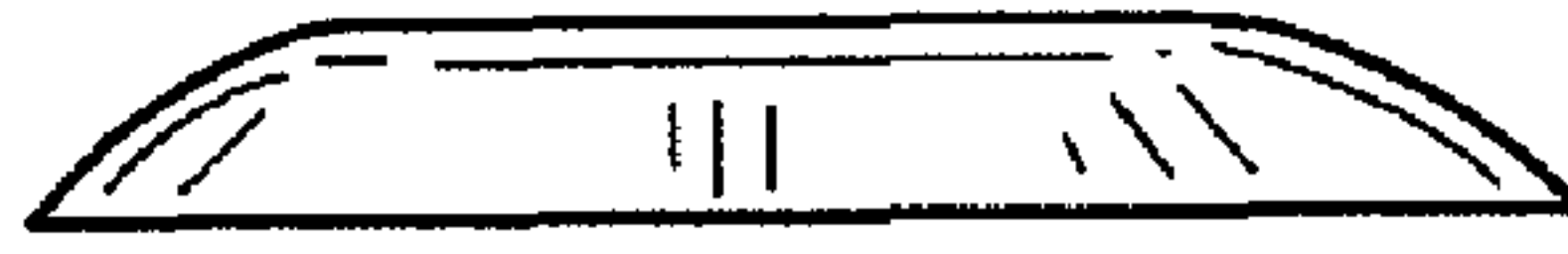


FIG. 4



FIG. 5




FIG. 6




FIG. 7