



US00D632874S

(12) **United States Design Patent**
Stephanis et al.

(10) **Patent No.:** **US D632,874 S**

(45) **Date of Patent:** **** Feb. 22, 2011**

(54) **ARM SLEEVE COVER**

2009/0072563 A1* 3/2009 Phillips 294/149

(76) Inventors: **Apostolos Stephanis**, P.O. Box 986,
Liberty Lake, WA (US) 99019; **Rebecca**
Stephanis, P.O. Box 986, Liberty Lake,
WA (US) 99019

FOREIGN PATENT DOCUMENTS

JP 11069497 A * 3/1999

* cited by examiner

Primary Examiner—Ian Simmons

Assistant Examiner—Rashida Johnson

(74) *Attorney, Agent, or Firm*—Lee & Hayes, PLLC

(**) Term: **14 Years**

(21) Appl. No.: **29/366,494**

(22) Filed: **Jul. 26, 2010**

(57) **CLAIM**

(51) **LOC (9) Cl.** **02-02**

(52) **U.S. Cl.** **D2/858**

(58) **Field of Classification Search** D2/853,
D2/858, 610; 2/59, 125, 126; D29/120.1
See application file for complete search history.

The ornamental design for an arm sleeve cover, as shown and described.

DESCRIPTION

(56) **References Cited**

U.S. PATENT DOCUMENTS

410,600	A *	9/1889	Mills	66/172 R
2,125,451	A *	8/1938	Kolliner	36/2 R
2,326,422	A *	8/1943	Weisberger	2/59
D313,674	S *	1/1991	Sharpe	D29/120.1
D366,349	S *	1/1996	Barney	D29/120.1
D387,886	S *	12/1997	Smith et al.	D2/610
D393,138	S *	4/1998	Frey	D2/610
D418,633	S *	1/2000	Ruth	D29/120.1
D442,765	S *	5/2001	Newman	D2/610
6,813,779	B1 *	11/2004	Williams	2/16
7,131,156	B1 *	11/2006	Walker-Craft	5/655
D560,041	S *	1/2008	Cook et al.	D29/120.1

FIG. 1 is a front perspective view of an arm sleeve cover, with an arm and a wrist shown in broken lines for context;

FIG. 2 is an isometric view of the arm sleeve cover showing my new design;

FIG. 3 is a right side view thereof;

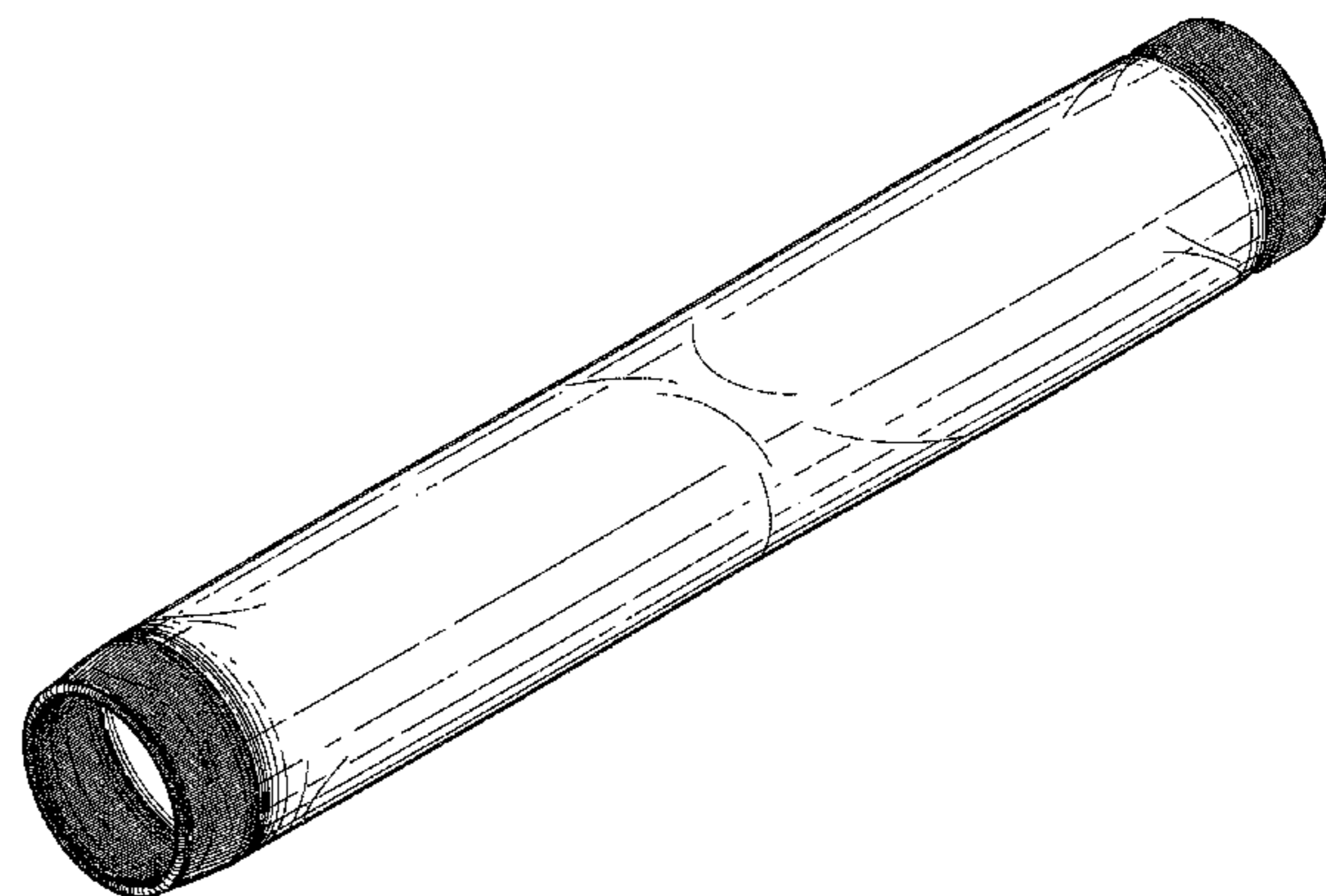
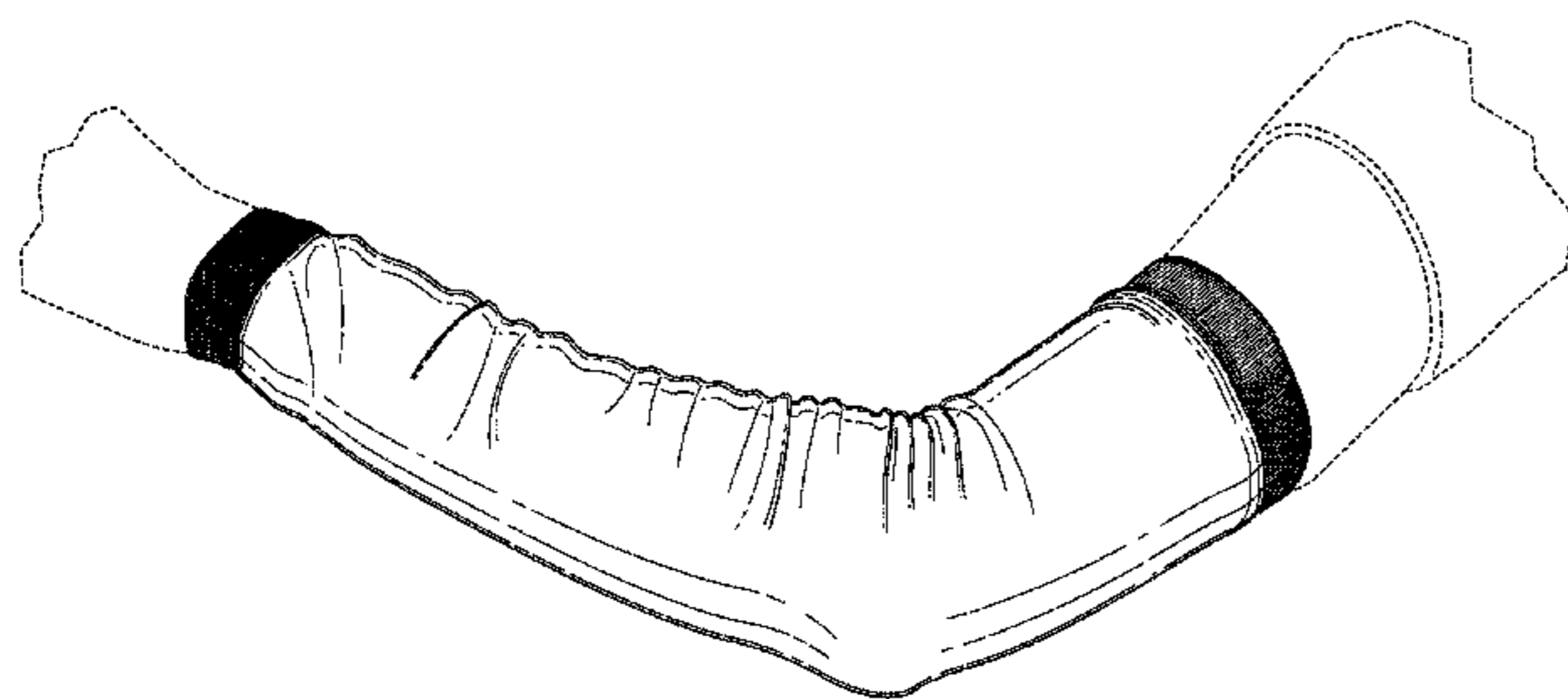
FIG. 4 is a left side view thereof;

FIG. 5 is a front elevational view thereof; and,

FIG. 6 is a rear elevational view thereof.

The arm and the wrist shown in broken lines in FIG. 1 denote the nature and environmental use of the design and is shown for illustrative purposes only. The broken lines form no part of the claimed design.

1 Claim, 4 Drawing Sheets



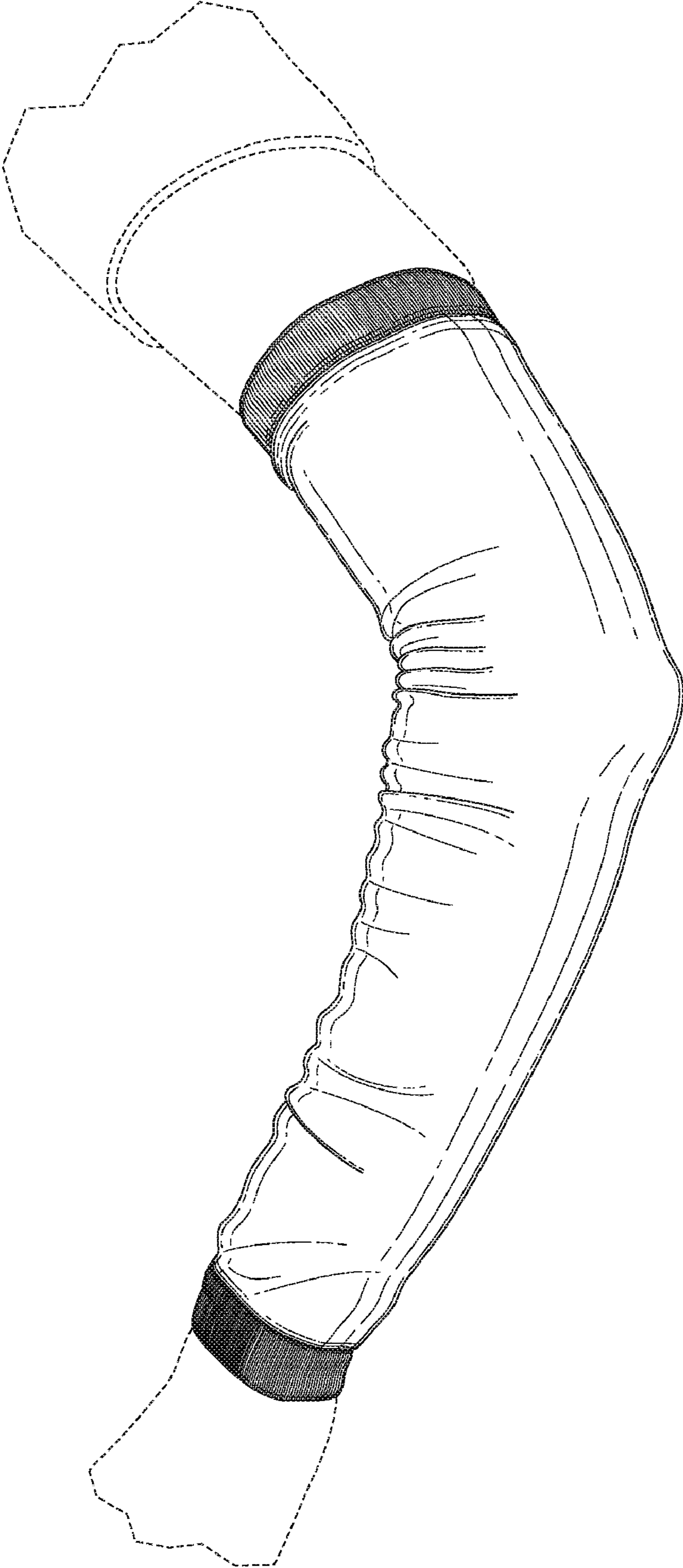


FIG. 1

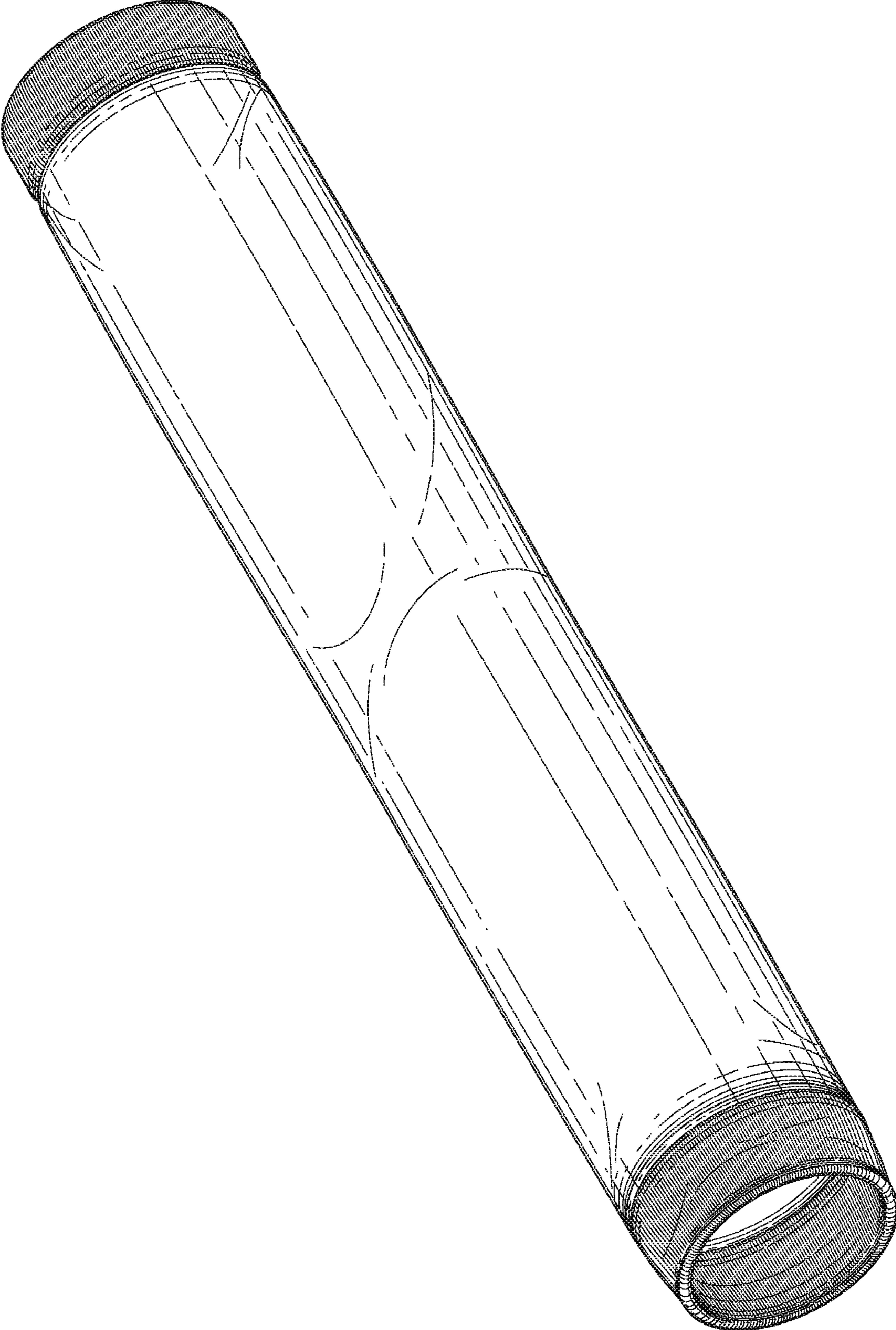


FIG. 2




FIG. 3




FIG. 4

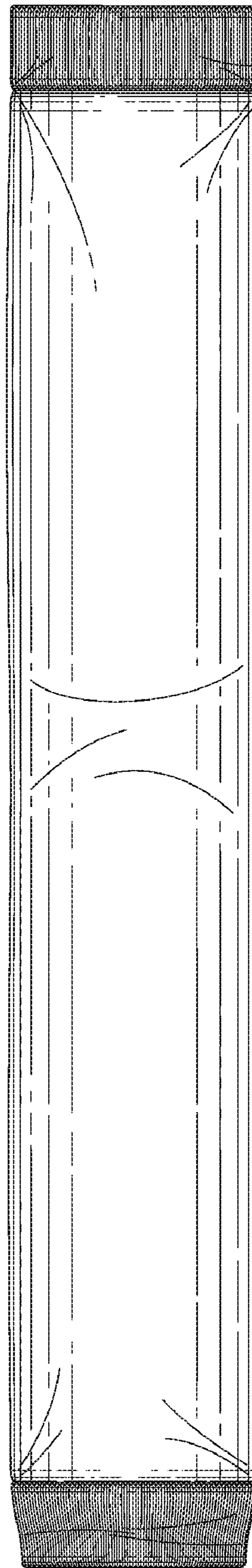


FIG. 5

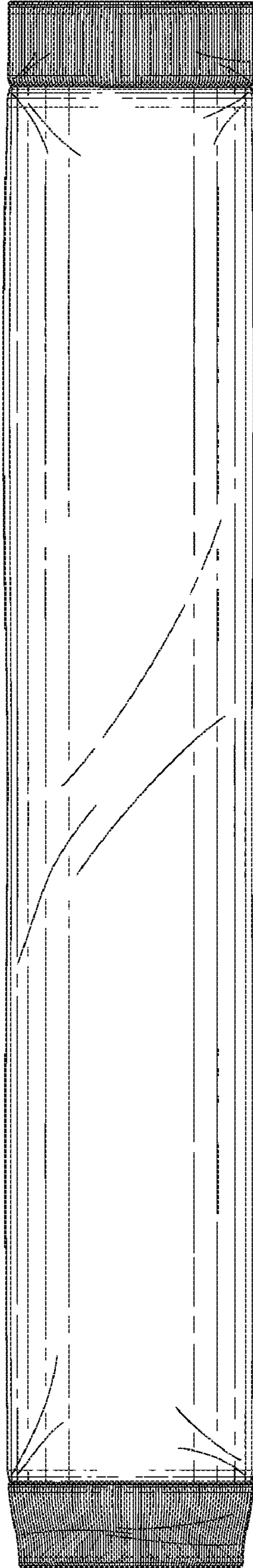


FIG. 6