



US00D632873S

(12) **United States Design Patent**
Garibay

(10) **Patent No.:** **US D632,873 S**

(45) **Date of Patent:** **** Feb. 22, 2011**

(54) **MOCK TURTLENECK**

(75) Inventor: **Louis Garibay**, St. Louis, MO (US)

(73) Assignee: **Mad Mox Performance Wear LLC**, St. Louis, MO (US)

(**) Term: **14 Years**

(21) Appl. No.: **29/346,688**

(22) Filed: **Nov. 4, 2009**

(51) **LOC (9) Cl.** **02-01**

(52) **U.S. Cl.** **D2/854**

(58) **Field of Classification Search** D2/854,
D2/830, 853, 860-861, 865, 602, 609, 862-864,
D2/605, 608; 2/91, 46, 49.1, 92, 103, 106,
2/108, 114, 119, 129, 455, 462, 463
See application file for complete search history.

(56) **References Cited**

U.S. PATENT DOCUMENTS

783,173	A *	2/1905	Brown	2/91
783,867	A *	2/1905	Hyman	2/91
D56,982	S *	1/1921	Leibold	D2/854
2,102,198	A *	12/1937	Dickman et al.	2/103
2,394,717	A *	2/1946	Rendall	2/119
2,642,570	A *	6/1953	Heilbronner	D2/854
3,638,241	A	2/1972	Holmes		
D230,663	S *	3/1974	Fowler	D2/854
3,823,417	A *	7/1974	Cluckey	2/91
3,860,967	A	1/1975	Tedesco		
4,648,137	A	3/1987	Cooper		
D290,904	S *	7/1987	Crouch	D2/602
4,780,912	A *	11/1988	Harmsen	2/91
4,833,732	A *	5/1989	Harmsen	2/103
4,975,982	A *	12/1990	Hughes	2/49.1
5,084,914	A	2/1992	Hesch		

5,274,853	A	1/1994	Millican		
5,572,740	A *	11/1996	Geniesse	2/46
D382,091	S *	8/1997	Leahy	D2/861
5,692,240	A	12/1997	Steele		
D474,875	S *	5/2003	Lee	D2/751
D591,484	S *	5/2009	Lindh	D2/864

OTHER PUBLICATIONS

Leon Uniform Company, 8119 Blauer Mock Turtleneck, <http://www.leonuniform.com/blauer_8119.htm>, accessed on Jan. 28, 2010, 2 pages.

* cited by examiner

Primary Examiner—Ian Simmons

Assistant Examiner—Wan Laymon

(74) *Attorney, Agent, or Firm*—Senniger Powers LLP

(57) **CLAIM**

The ornamental design for a mock turtleneck, as shown and described.

DESCRIPTION

FIG. 1 is a top plan view of a mock turtleneck showing our new design;

FIG. 2 is a bottom plan view thereof;

FIG. 3 is a right side view thereof;

FIG. 4 is a left side view thereof;

FIG. 5 is a front perspective of my mock turtleneck as worn on a person; and,

FIG. 6 is a rear perspective of my mock turtleneck as worn on a person.

The broken lines in FIGS. 5 and 6 represent a portion of the human form showing the mock turtleneck in use, form no part of the claimed design.

1 Claim, 6 Drawing Sheets

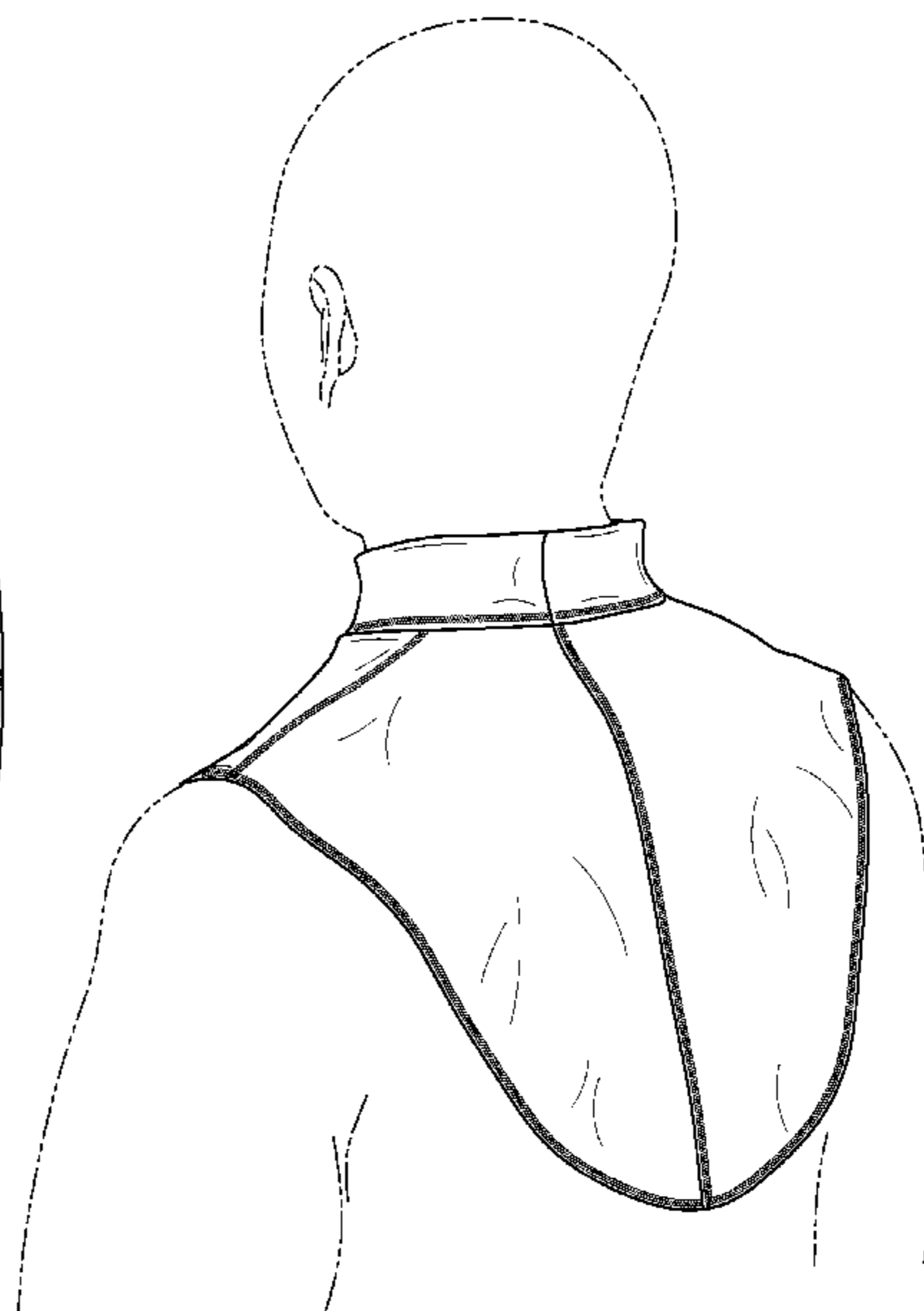
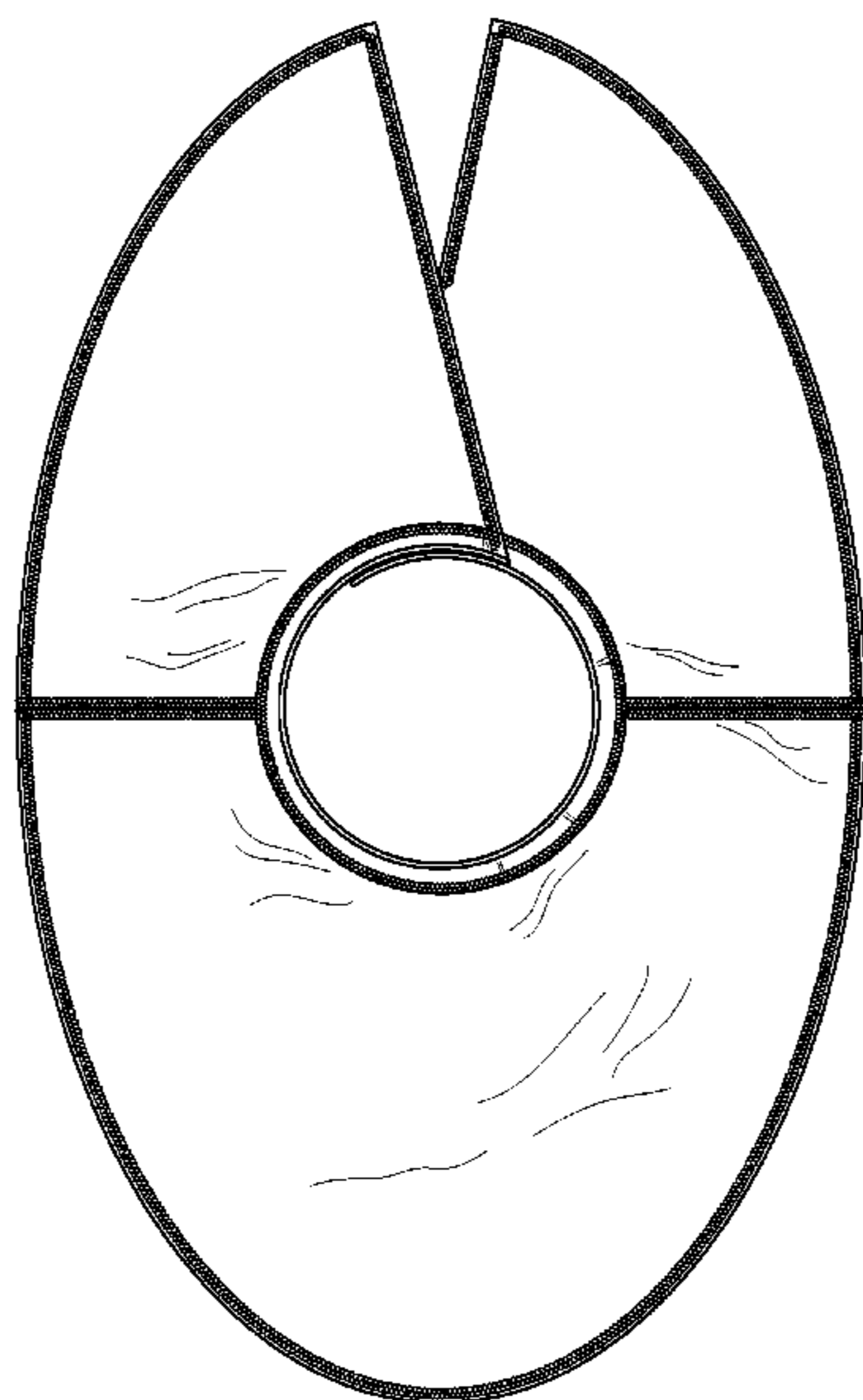


FIG. 1

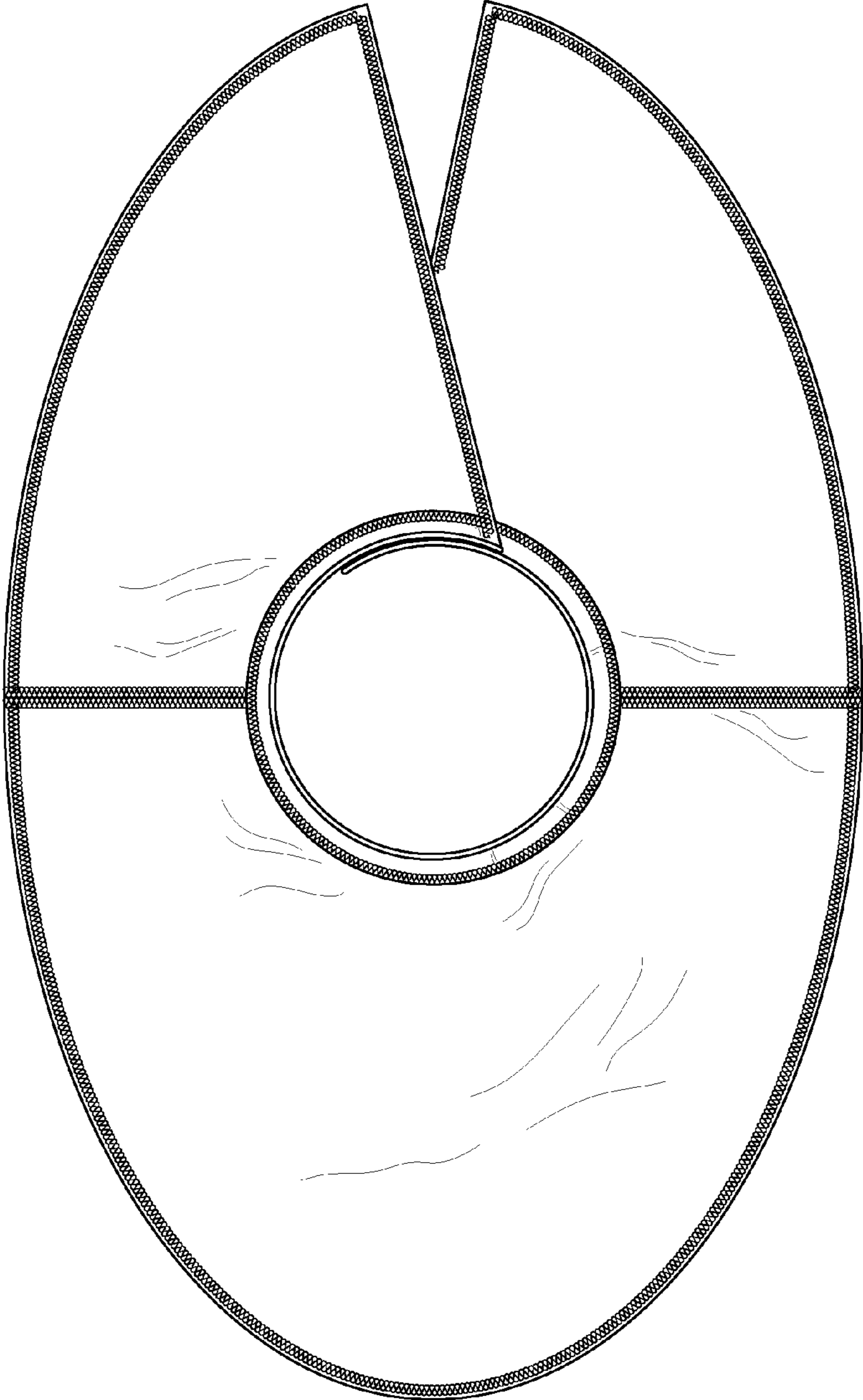


FIG. 2

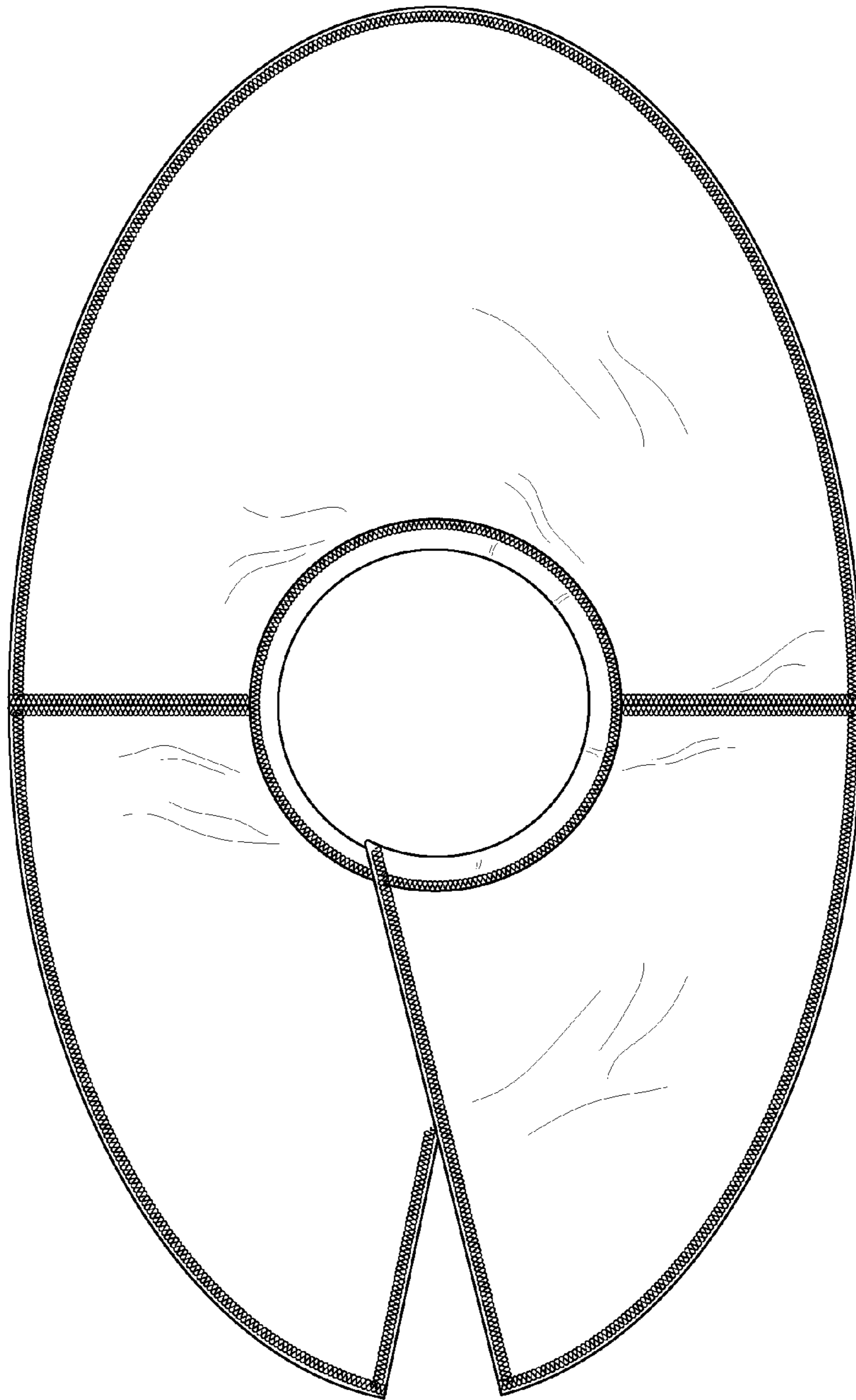


FIG. 3

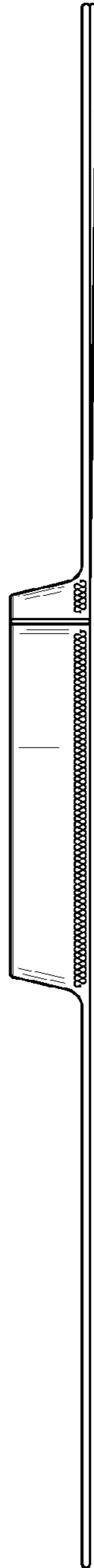


FIG. 4




FIG. 5




FIG. 6

