



US00D632855S

(12) **United States Design Patent**
Quinlan et al.

(10) **Patent No.:** **US D632,855 S**

(45) **Date of Patent:** **** Feb. 15, 2011**

(54) **CLEANING CLOTH WITH CORNER POCKET**

FOREIGN PATENT DOCUMENTS

(75) Inventors: **David Quinlan**, Plantsville, CT (US);
Paul Adams, Monroe, CT (US)

DE 330140 12/1920

(73) Assignee: **Unger Marketing International, LLC**,
Bridgeport, CT (US)

(Continued)

(**) Term: **14 Years**

Primary Examiner—Robin V Webster
(74) *Attorney, Agent, or Firm*—Ohlandt, Greeley, Ruggiero
& Perle, L.L.P

(21) Appl. No.: **29/360,757**

(57) **CLAIM**

(22) Filed: **Apr. 30, 2010**

The ornamental design for the cleaning cloth with corner pocket, as shown.

(51) **LOC (9) Cl.** **04-01**

(52) **U.S. Cl.** **D32/40; D6/608**

(58) **Field of Classification Search** D32/40–45;
D28/8.1, 8.2; 15/244.1, 244.3, 244.4, 208,
15/209.1; D5/57, 60; D6/608

See application file for complete search history.

DESCRIPTION

(56) **References Cited**

U.S. PATENT DOCUMENTS

2,778,044	A	1/1957	Mikulski	
5,075,918	A	12/1991	Zeltner et al.	
5,297,603	A	3/1994	Meek	
5,443,880	A *	8/1995	Wike	428/78
5,761,761	A	6/1998	An	
5,813,080	A	9/1998	Hendren	
5,902,661	A	5/1999	Oster	
D418,713	S *	1/2000	Robbins et al.	D6/608
D433,590	S *	11/2000	Johnson	D6/608
6,226,827	B1	5/2001	English, Jr.	
6,256,840	B1	7/2001	Elliott	
D470,704	S *	2/2003	Varon	D6/608
D539,069	S *	3/2007	Hamburg	D6/608
7,302,728	B2	12/2007	Kunz	
D580,161	S *	11/2008	Jones	D3/226
D581,117	S *	11/2008	Blom	D32/40

FIG. 1 is a top perspective view of a cleaning cloth with corner pocket according to an exemplary embodiment of the present disclosure;

FIG. 2 is a top view of the cleaning cloth with corner pocket of FIG. 1;

FIG. 3 is a bottom view of the cleaning cloth with corner pocket of FIG. 1;

FIG. 4 is a first side view of the cleaning cloth with corner pocket of FIG. 1;

FIG. 5 is a second side view of the cleaning cloth with corner pocket of FIG. 1, rotated one hundred eighty degrees with respect to the view of FIG. 4;

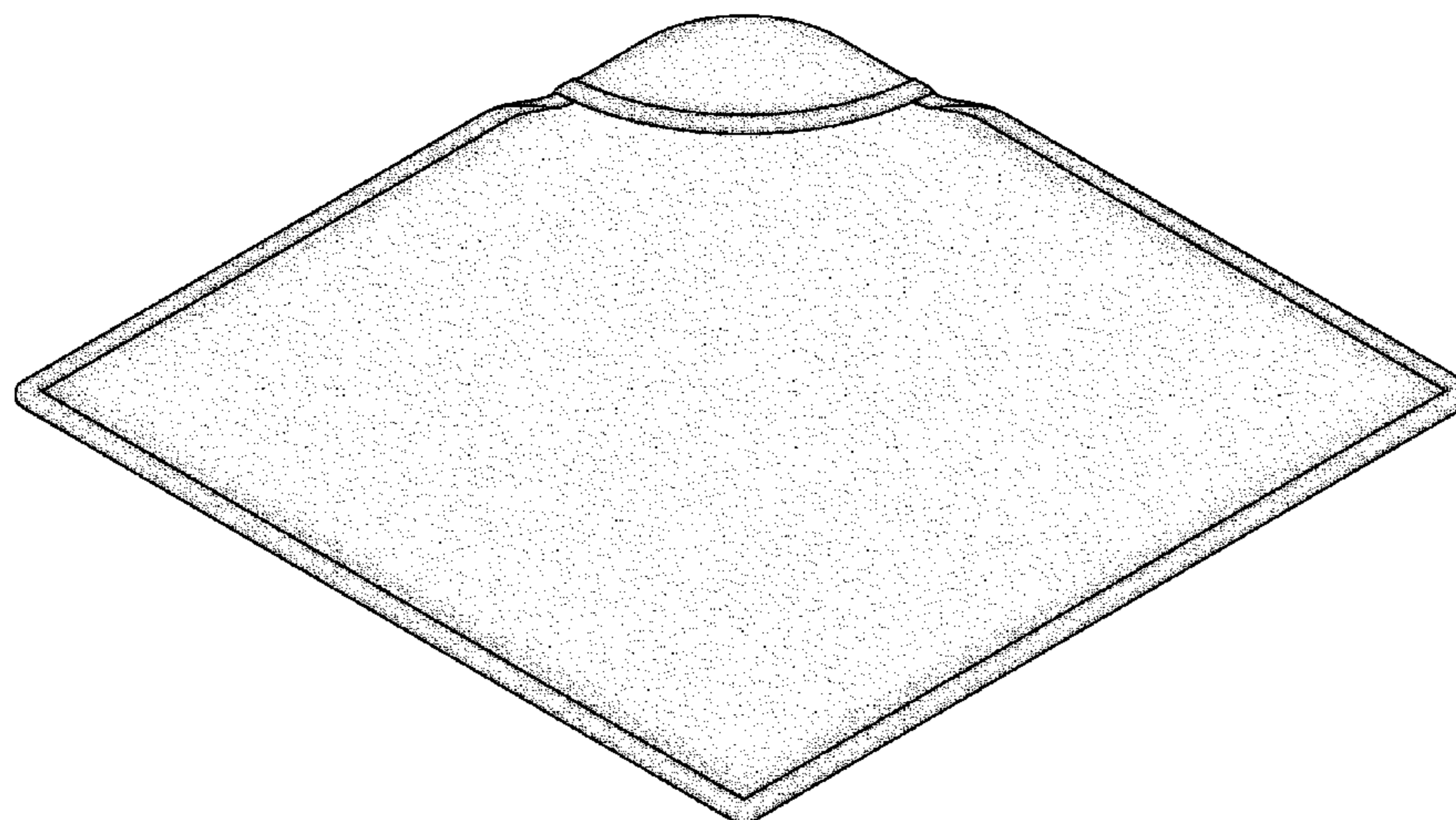
FIG. 6 is a third side view of the cleaning cloth with corner pocket of FIG. 1, rotated two hundred seventy degrees with respect to the view of FIG. 4;

FIG. 7 is a fourth side view of the cleaning cloth with corner pocket of FIG. 1, rotated ninety degrees with respect to the view of FIGS. 4; and,

FIG. 8 is a top perspective view of the cleaning cloth with corner pocket of FIG. 1 shown in a use position.

(Continued)

1 Claim, 5 Drawing Sheets



US D632,855 S

Page 2

U.S. PATENT DOCUMENTS

D620,741 S * 8/2010 Pride-Darrington et al. .. D6/608
D621,113 S * 8/2010 Blom D32/40
2002/0032943 A1 3/2002 James et al.
2005/0198758 A1 9/2005 Kunz
2006/0005335 A1 1/2006 Ortega et al.

FOREIGN PATENT DOCUMENTS

DE 561290 10/1932
GB 2368536 8/2002

* cited by examiner

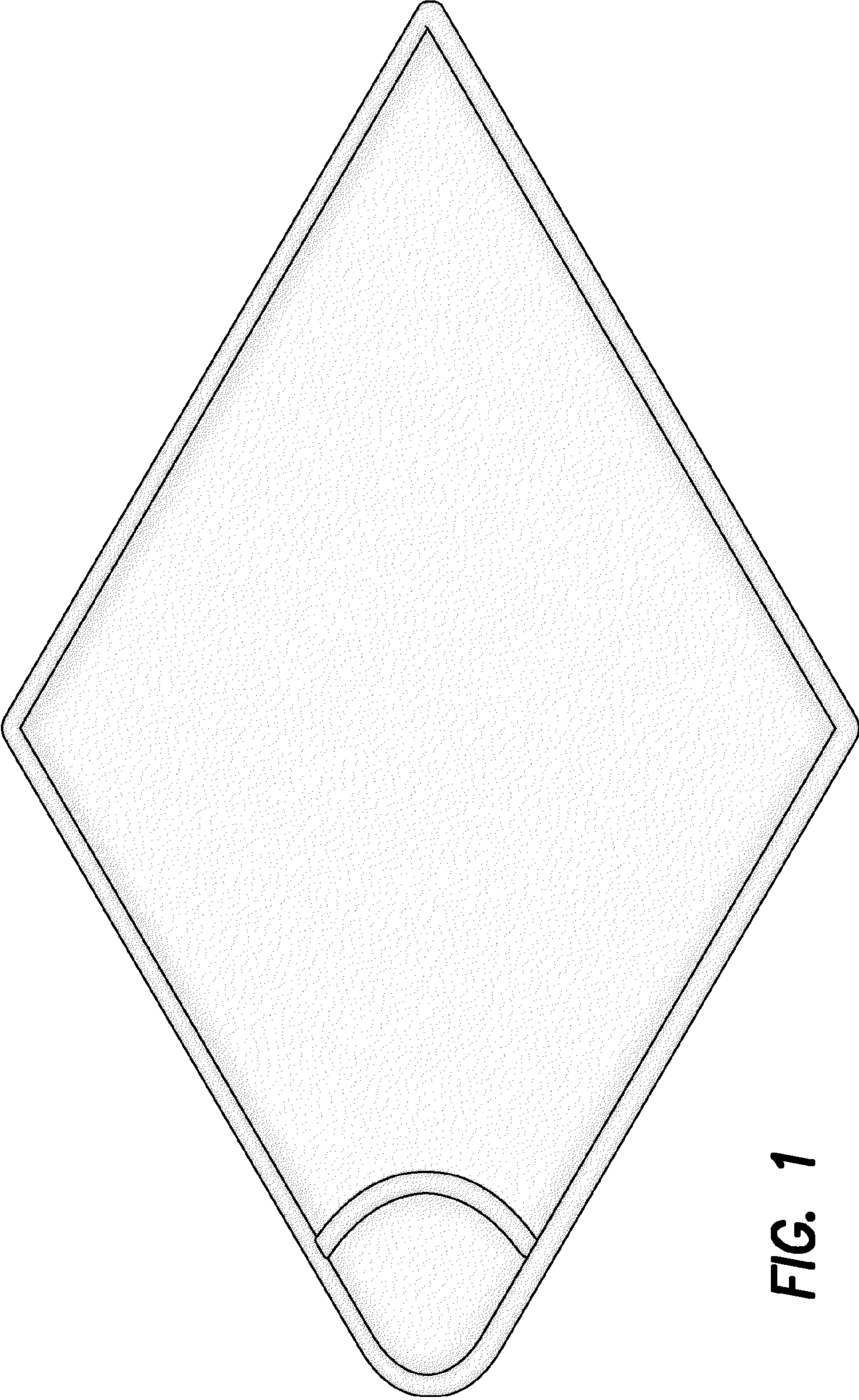


FIG. 1




FIG. 2




FIG. 3



FIG. 4




FIG. 5




FIG. 6




FIG. 7

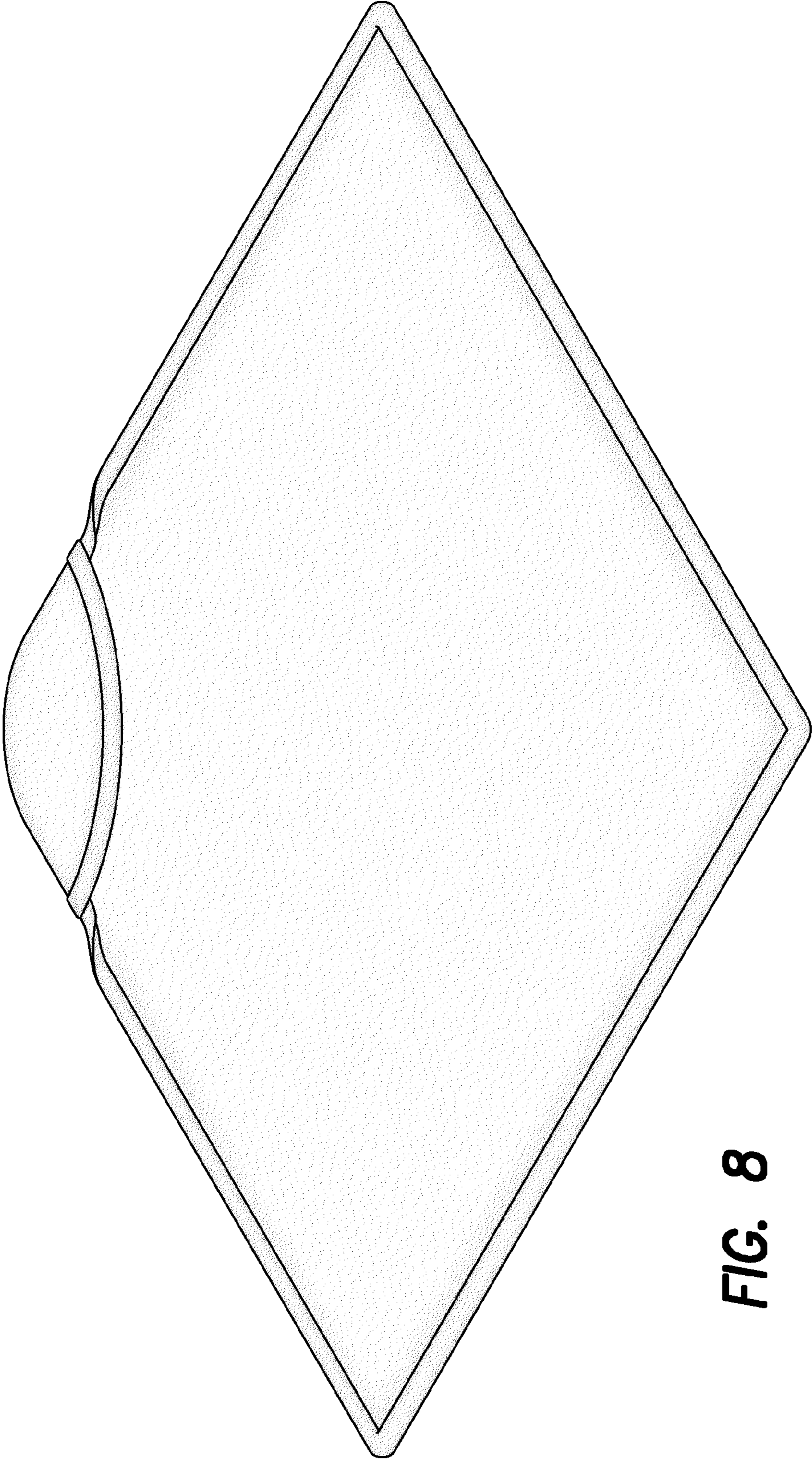


FIG. 8