



US00D632845S

(12) **United States Design Patent**
Green et al.

(10) **Patent No.:** **US D632,845 S**

(45) **Date of Patent:** **** Feb. 15, 2011**

(54) **PROTECTIVE CHEST GUARD**

(76) Inventors: **Michael S. Green**, 15 Apple Tree La.,
East Brunswick, NJ (US) 08816; **Cliff L. Zatz**, 40 Rath La., East Brunswick, NJ
(US) 08816

(**) Term: **14 Years**

(21) Appl. No.: **29/375,212**

(22) Filed: **Sep. 19, 2010**

(51) **LOC (9) Cl.** **29-02**

(52) **U.S. Cl.** **D29/101.3**

(58) **Field of Classification Search** D29/100,
D29/101, 101.1, 101.2, 101.3, 122; 2/455,
2/458, 463, 464, 465; 62/259.3; 607/108,
607/112; 297/464, 465, 487, 488
See application file for complete search history.

(56) **References Cited**

U.S. PATENT DOCUMENTS

6,302,490	B1 *	10/2001	Hanna et al.	297/487
6,789,274	B1 *	9/2004	Karpati	2/463
D516,252	S *	2/2006	Farshid et al.	D29/100
D562,501	S *	2/2008	Kalaam et al.	D29/100
D568,544	S *	5/2008	Crye et al.	D29/100

D569,043	S *	5/2008	Crye et al.	D29/100
D569,044	S *	5/2008	Crye et al.	D29/100
D569,046	S *	5/2008	Crye et al.	D29/100
D590,999	S *	4/2009	Kanavage	D29/122
D591,000	S *	4/2009	Kanavage	D29/122

* cited by examiner

Primary Examiner—Robert M Spear
Assistant Examiner—Barbara B Lohr

(57) **CLAIM**

The ornamental design for a protective chest guard, as shown and described.

DESCRIPTION

FIG. 1 is a perspective view of our new design for a protective chest guard;

FIG. 2 is a front view thereof;

FIG. 3 is a left side view thereof;

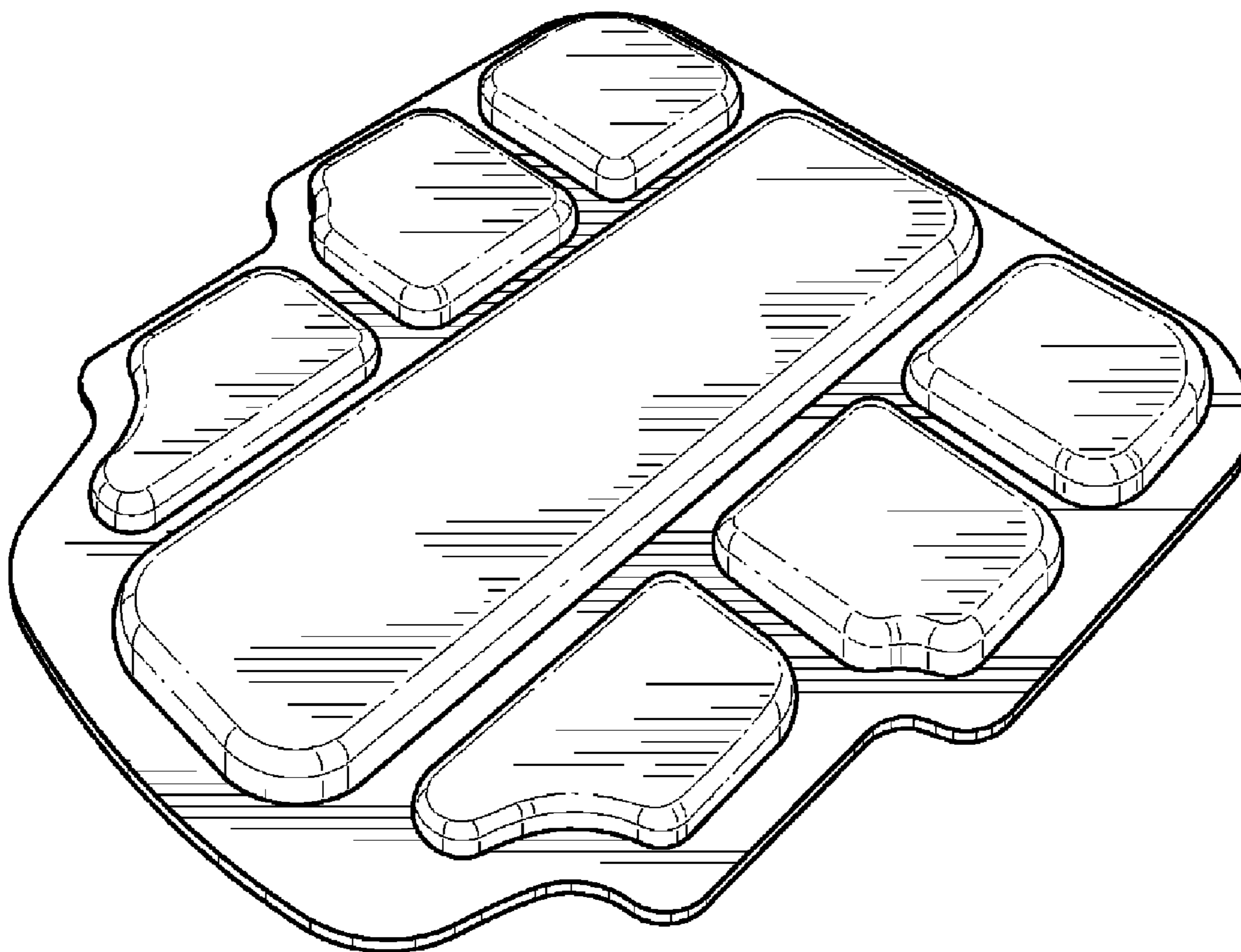
FIG. 4 is a right side view thereof;

FIG. 5 is a top view thereof;

FIG. 6 is a bottom view thereof; and,

FIG. 7 is a rear view thereof.

1 Claim, 2 Drawing Sheets



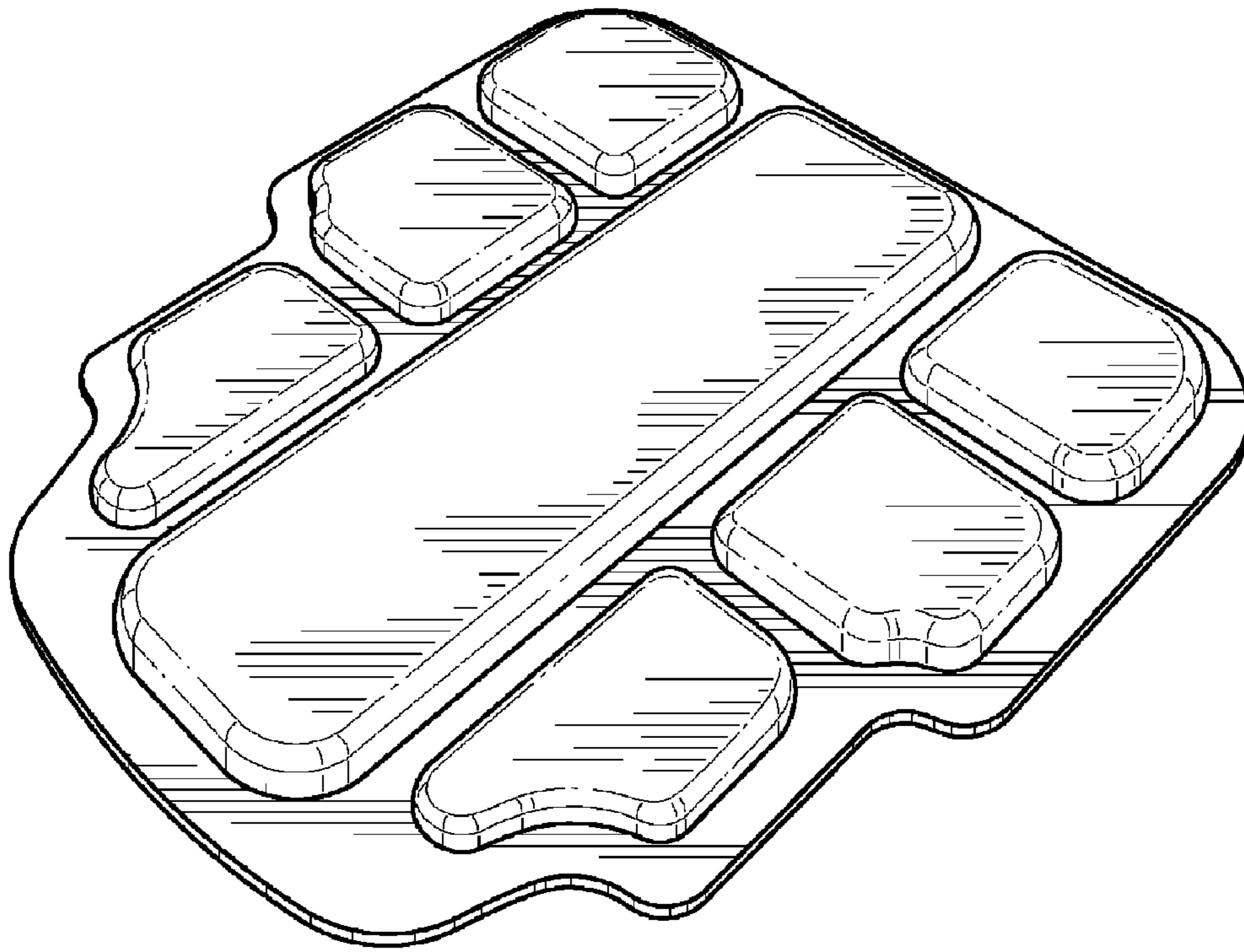


FIG. 1

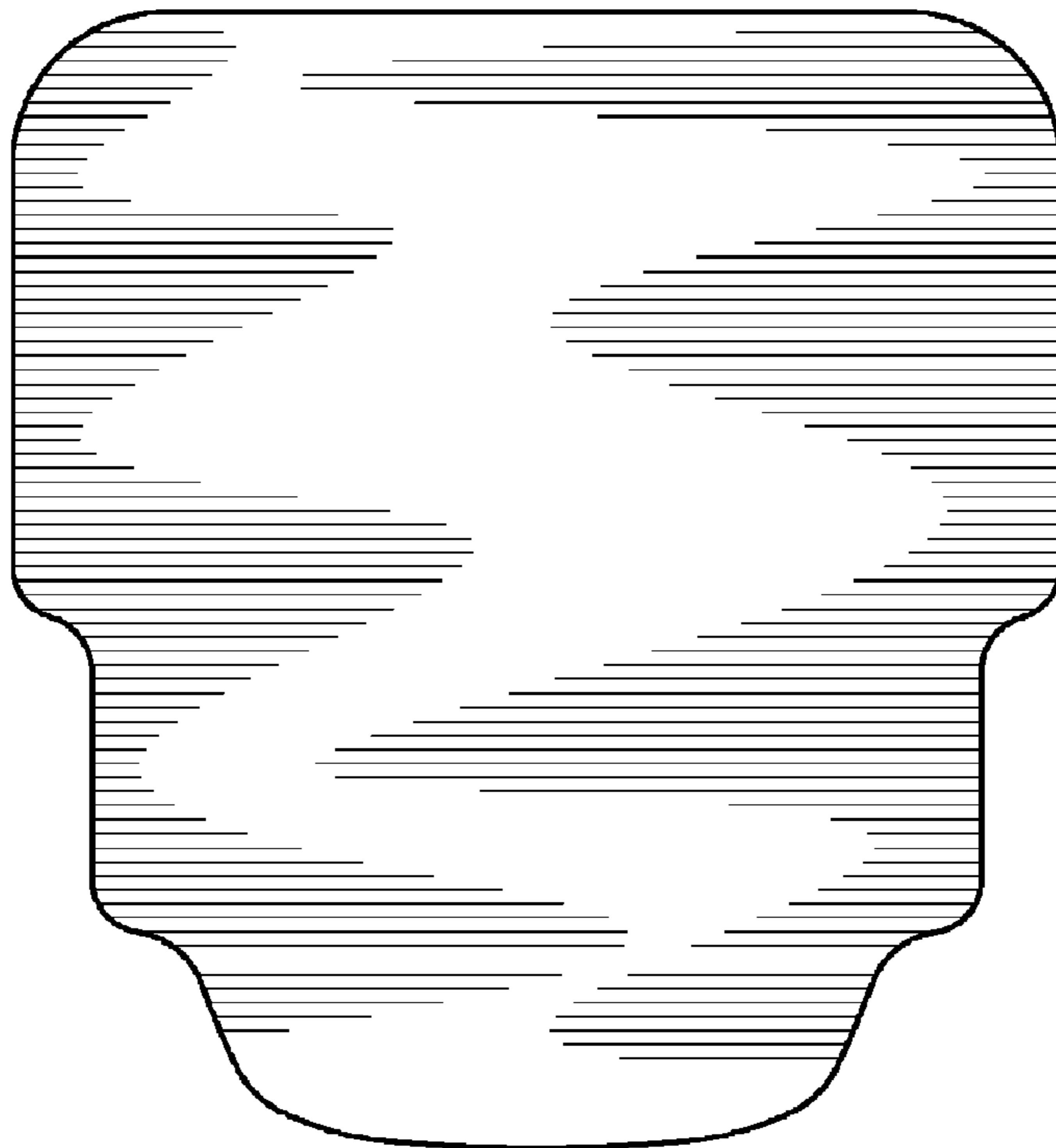


FIG. 7

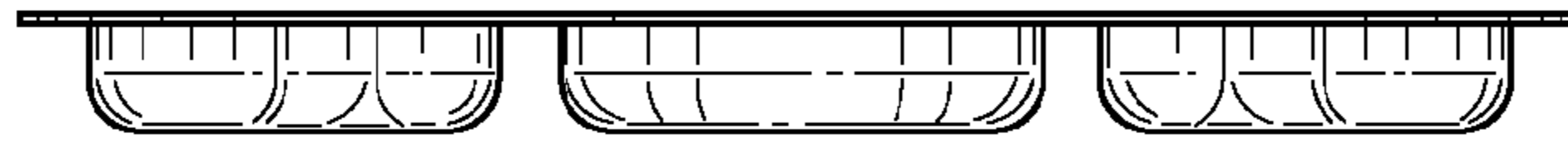


FIG. 5



FIG. 3

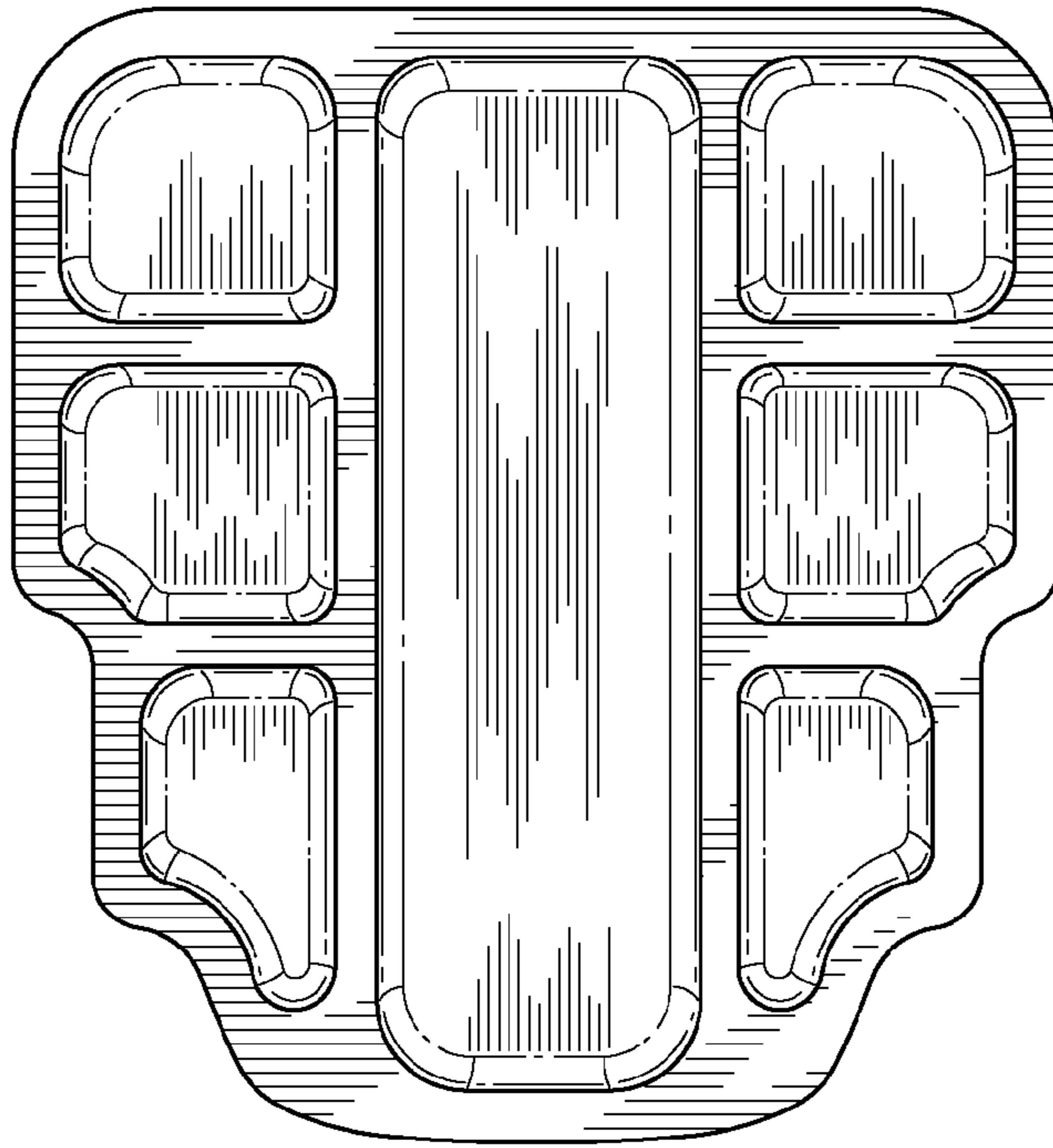


FIG. 2



FIG. 4

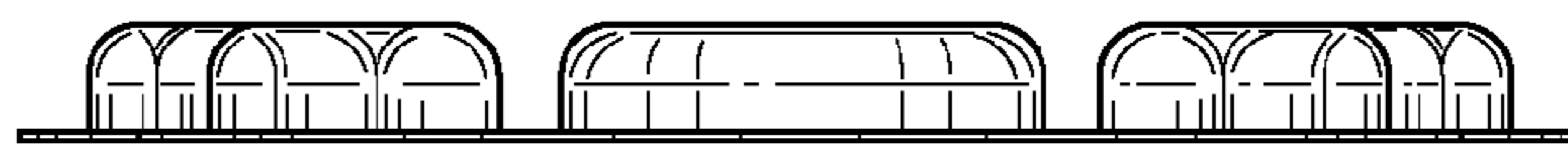


FIG. 6