



US00D632828S

(12) **United States Design Patent**  
**Sabernig**

(10) **Patent No.:** **US D632,828 S**

(45) **Date of Patent:** **\*\* Feb. 15, 2011**

(54) **LIGHT FIXTURE**

(75) Inventor: **Robert Sabernig**, Munster (AT)

(73) Assignee: **EGLO Leuchten GmbH**, Innsbruck (AT)

(\*\*) Term: **14 Years**

(21) Appl. No.: **29/354,926**

(22) Filed: **Jan. 29, 2010**

(51) **LOC (9) Cl.** ..... **26-03**

(52) **U.S. Cl.** ..... **D26/93**

(58) **Field of Classification Search** ..... D26/1,  
D26/24, 67-6, 93-94, 101, 104-110, 113,  
D26/118; 362/3, 153, 186, 217, 255, 257,  
362/277, 317, 351, 353, 362, 363, 382, 431,  
362/433, 458, 806

See application file for complete search history.

(56) **References Cited**

**U.S. PATENT DOCUMENTS**

- D223,282 S \* 4/1972 Andre ..... D26/63
- D283,255 S \* 4/1986 Ikeda ..... D26/93
- D440,673 S \* 4/2001 Handsaker ..... D26/24
- D483,145 S \* 12/2003 Cohon ..... D26/93
- D525,739 S \* 7/2006 Wu ..... D26/93

- D535,761 S \* 1/2007 Li et al. .... D26/24
- D589,203 S \* 3/2009 Sabernig ..... D26/104
- D595,007 S \* 6/2009 Sabernig ..... D26/85

\* cited by examiner

*Primary Examiner*—Brian N Vinson

(74) *Attorney, Agent, or Firm*—Baker & McKenzie LLP

(57) **CLAIM**

The ornamental design for a light fixture, as shown and described.

**DESCRIPTION**

FIG. 1 is a perspective view of a light fixture in accordance with my design;

FIG. 2 is bottom plan view of the light fixture in accordance with my design;

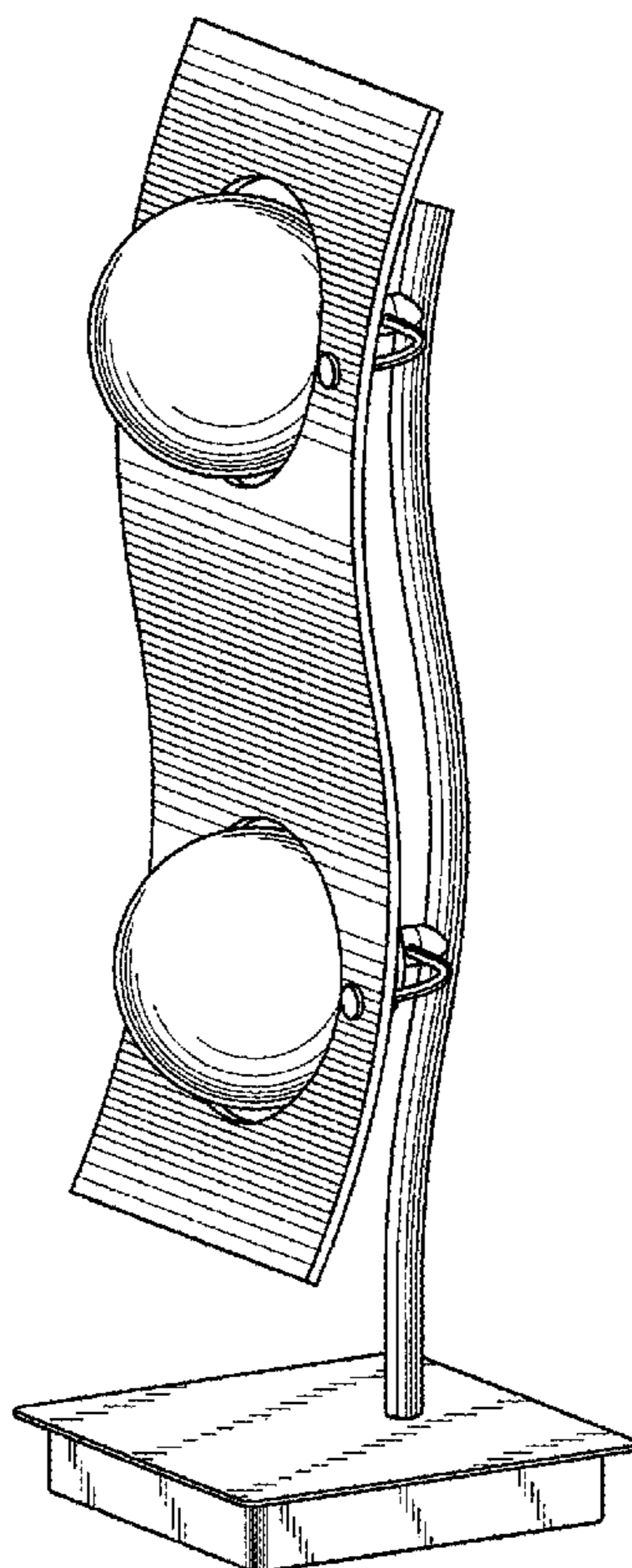
FIG. 3 is a top plan view of the light fixture in accordance with my design;

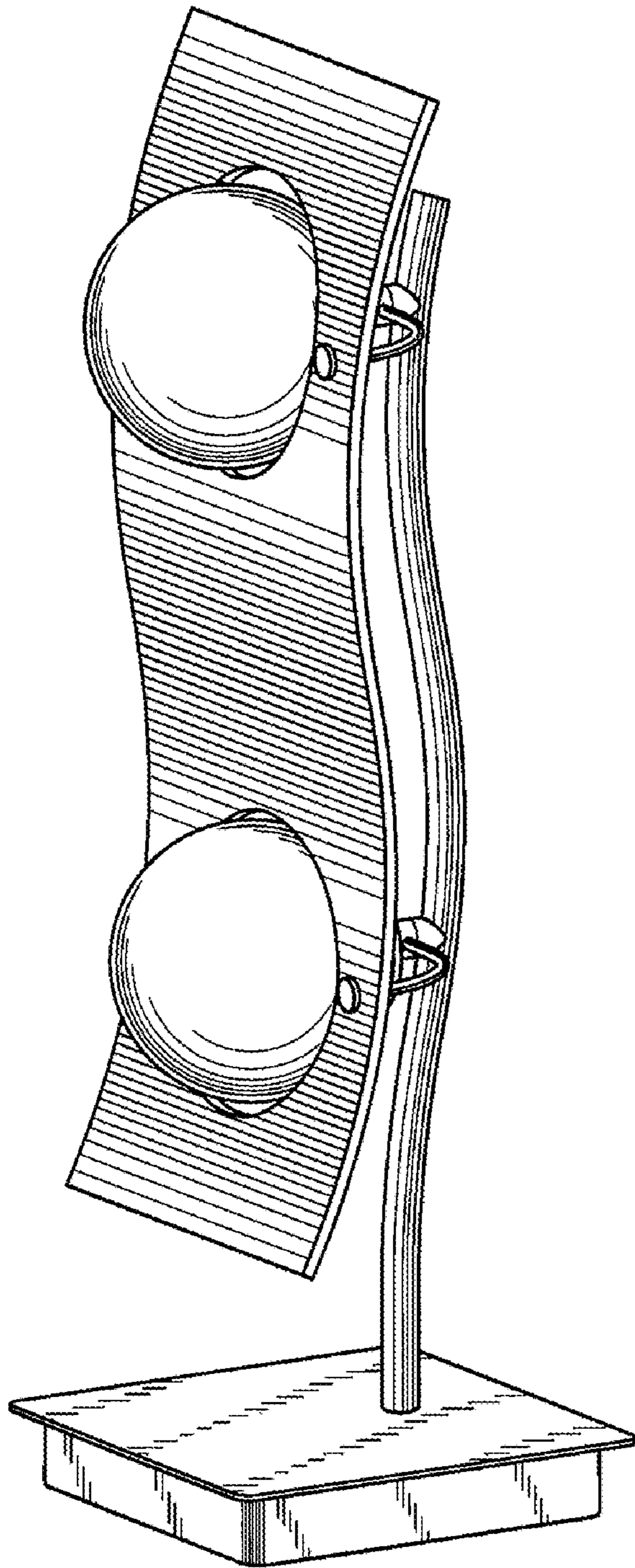
FIG. 4 is a front plan view of the light fixture in accordance with my design;

FIG. 5 is a side elevation view of the light fixture in accordance with my design; and,

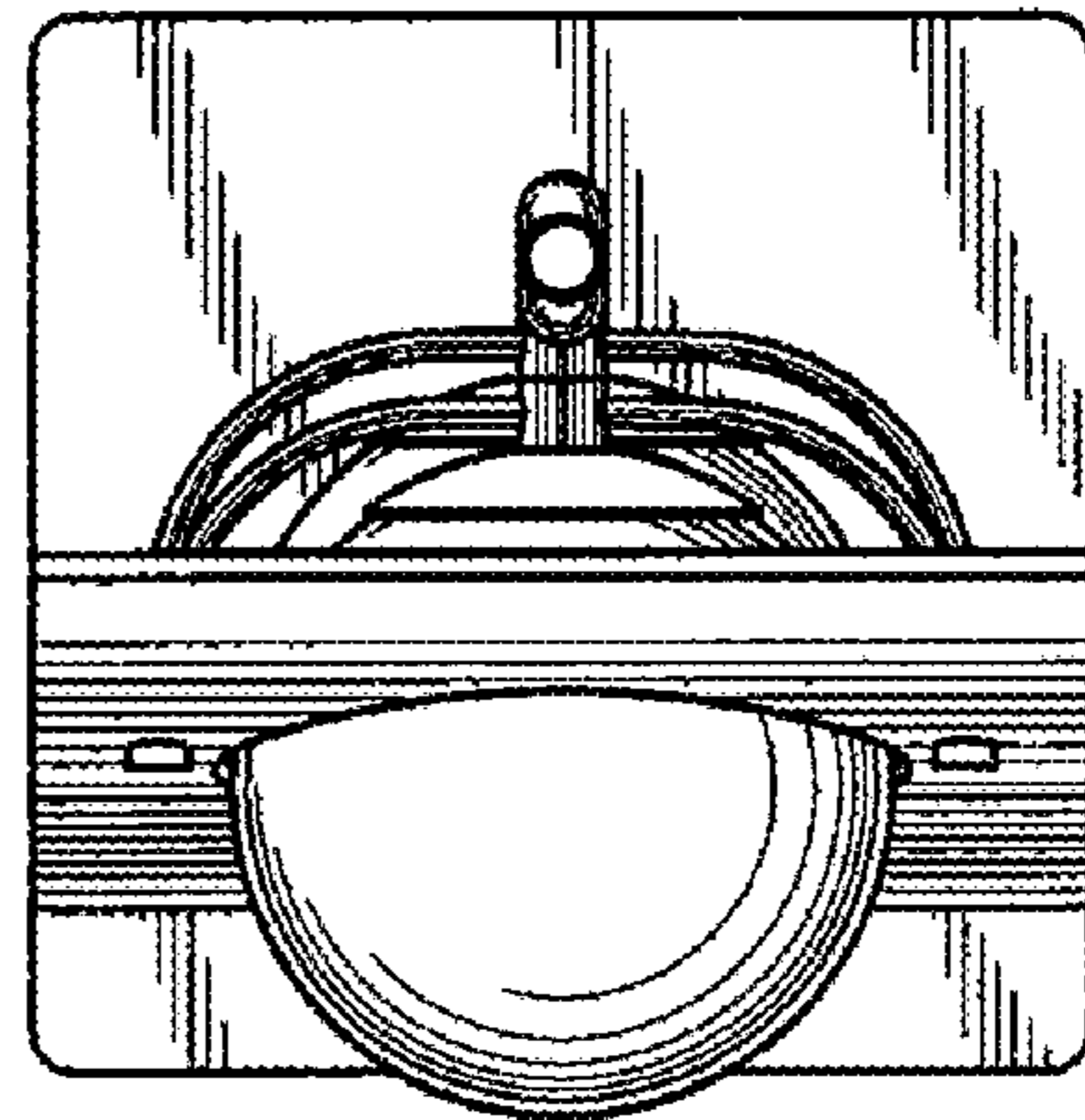
FIG. 6 is a back plan view of the light fixture in accordance with my design.

**1 Claim, 2 Drawing Sheets**






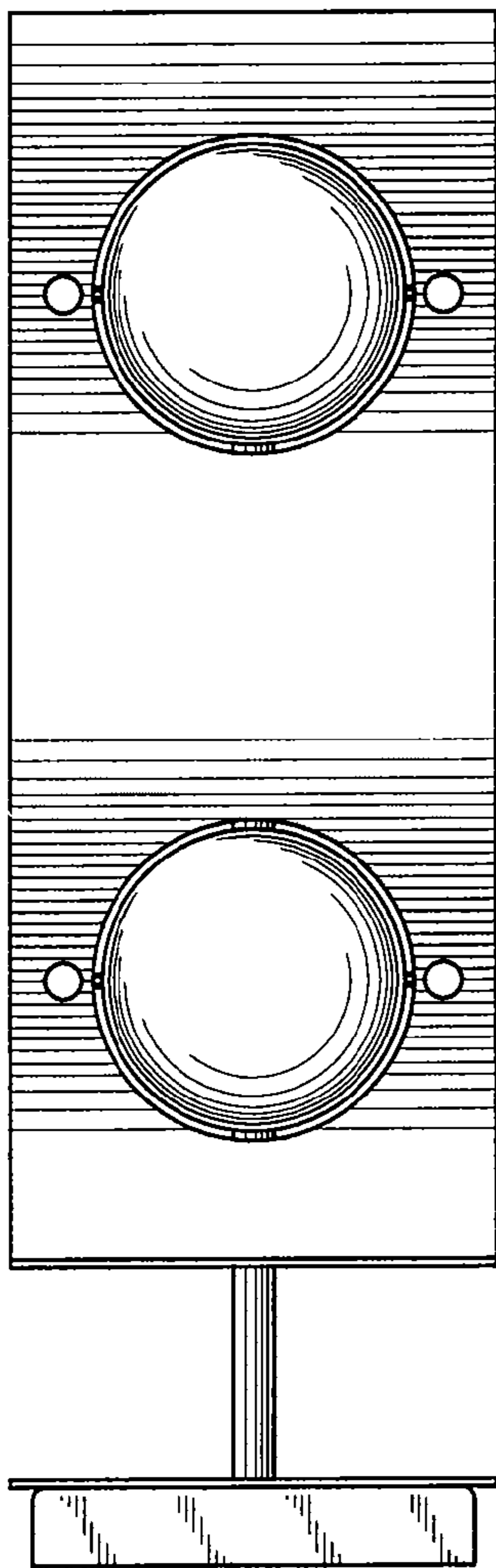
*Fig.1*



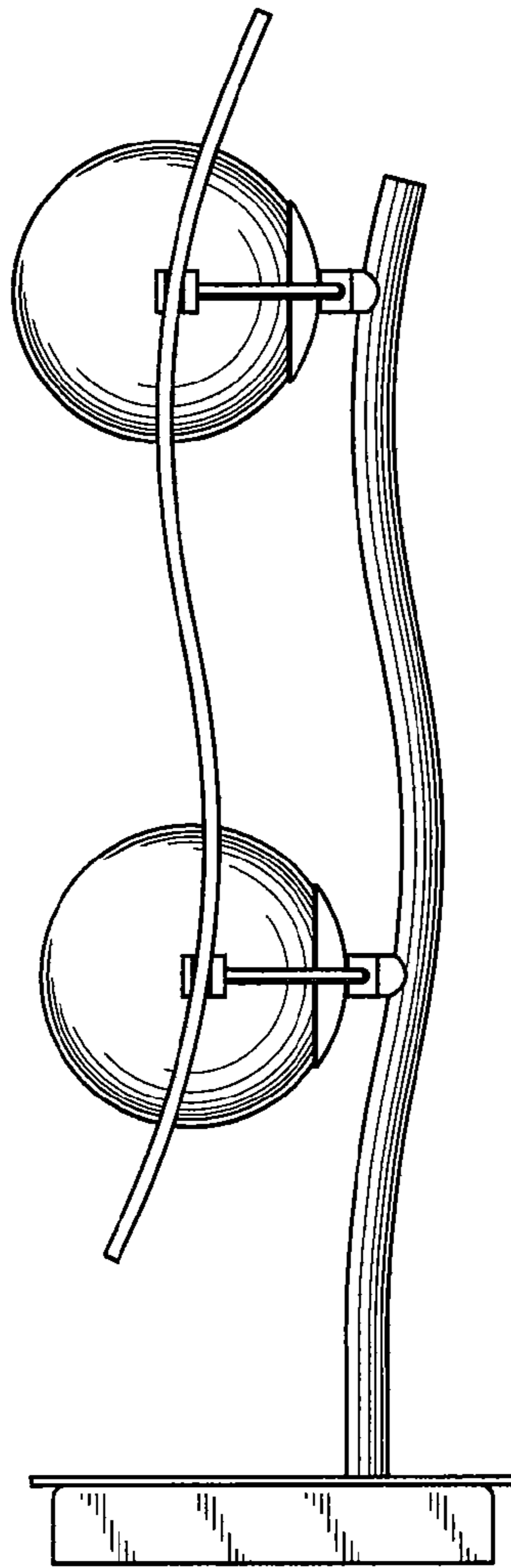
*Fig.3*




*Fig.2*



*Fig.4*



*Fig.5*



*Fig.6*