



US00D632810S

(12) **United States Design Patent**  
**Mugge et al.**

(10) **Patent No.:** **US D632,810 S**  
(45) **Date of Patent:** **\*\* Feb. 15, 2011**

(54) **MOLDED SURFACE OF A CONCRETE PRODUCT**

(75) Inventors: **Jimmie L. Mugge**, Inver Grove Heights, MN (US); **Jay J. Johnson**, Star Prairie, WI (US)

(73) Assignee: **Anchor Wall Systems, Inc.**, Minnetonka, MN (US)

(\*\*) Term: **14 Years**

(21) Appl. No.: **29/370,148**

(22) Filed: **Jun. 10, 2010**

**Related U.S. Application Data**

(62) Division of application No. 29/313,266, filed on Dec. 19, 2008, now Pat. No. Des. 619,734.

(51) **LOC (9) Cl.** ..... **25-01**

(52) **U.S. Cl.** ..... **D25/113**

(58) **Field of Classification Search** ..... D25/102, D25/112-118, 136, 138, 151, 152, 162, 164; D21/484-491, 499-502; 405/16, 17, 33, 405/35, 286; 52/503-505, 574, 575, 596-612; 404/29-31, 34

See application file for complete search history.

(56) **References Cited**

**U.S. PATENT DOCUMENTS**

415,773 A	11/1889	Fiske
799,754 A	9/1905	Petrie
803,014 A	10/1905	McIlravy
819,055 A	5/1906	Fisher
824,235 A	5/1906	Damon
838,278 A	12/1906	Schwartz
1,086,975 A	2/1914	Aaronson
1,574,123 A	2/1926	Sharpe
1,776,999 A	9/1930	Jensen
1,795,451 A	3/1931	Sharpe
2,313,363 A	3/1943	Schmitt
2,517,432 A	8/1950	Hornberger
2,819,495 A	1/1958	Krausz

2,882,689 A	4/1959	Huch et al.
3,555,757 A	1/1971	Volent
3,694,128 A	9/1972	Foxen
4,063,866 A	12/1977	Lurbiecki
4,335,549 A	6/1982	Dean, Jr.
4,738,059 A	4/1988	Dean, Jr.
D298,463 S	11/1988	Forsberg

(Continued)

**FOREIGN PATENT DOCUMENTS**

WO WO 03/060251 A1 7/2003

**OTHER PUBLICATIONS**

U.S. Appl. No. 29/301,728, filed Mar. 13, 2008 for Applicant Mugge et al.

(Continued)

*Primary Examiner*—T. Chase Nelson

*Assistant Examiner*—Anhdao Doan

(74) *Attorney, Agent, or Firm*—Merchant & Gould P.C.

(57) **CLAIM**

The ornamental design for a molded surface of a concrete product, as shown and described.

**DESCRIPTION**

FIG. 1 is a front elevational view of a molded surface of a concrete product;

FIG. 2 is a right side view thereof;

FIG. 3 is a left side view thereof;

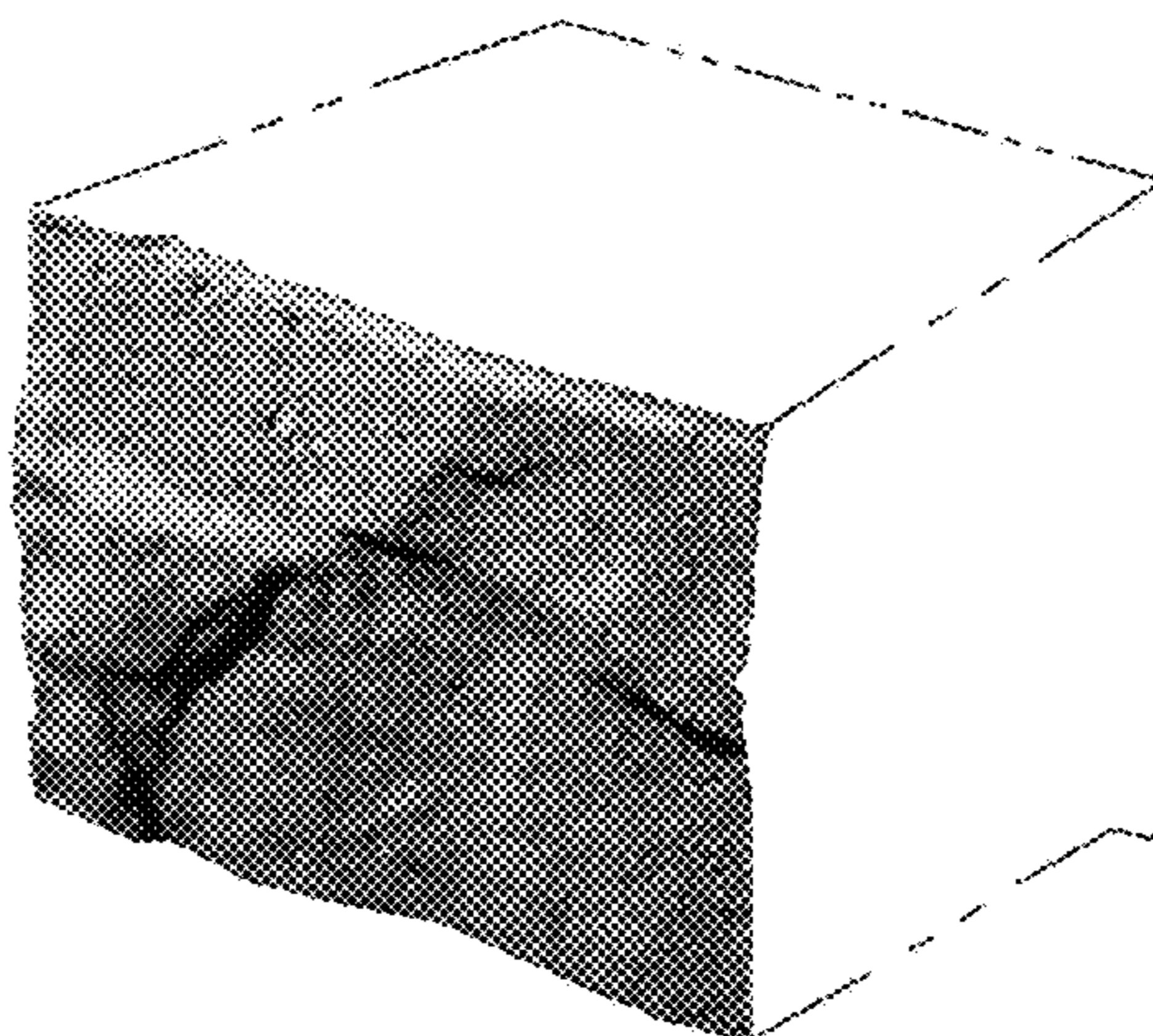
FIG. 4 is a top view thereof;

FIG. 5 is a bottom view thereof; and,

FIG. 6 is a perspective view thereof.

The broken lines in the drawing views are included for the purpose of illustrating portions of the molded surface of a concrete product that form no part of the claimed design.

**1 Claim, 6 Drawing Sheets**



# US D632,810 S

Page 2

## U.S. PATENT DOCUMENTS

4,784,821	A	11/1988 Leopold	D511,578	S	11/2005 Mugge et al.
4,869,660	A	9/1989 Ruckstuhl	D511,846	S	11/2005 Evans
4,920,712	A	5/1990 Dean, Jr.	D513,805	S	1/2006 Scherer et al.
D317,048	S	5/1991 Forsberg	D518,578	S	4/2006 Mugge et al.
D317,209	S	5/1991 Forsberg	D529,195	S	9/2006 Mugge
D319,885	S	9/1991 Blomquist	D529,628	S	10/2006 Mugge et al.
D321,060	S	10/1991 Blomquist	D530,831	S	10/2006 Mugge et al.
D341,215	S	11/1993 Blomquist et al.	D532,910	S	11/2006 Mugge et al.
D350,610	S	9/1994 Rodrique	D538,946	S	3/2007 Mugge et al.
D350,611	S	9/1994 Scales	D538,947	S	3/2007 Price
D352,789	S	11/1994 Adam	D539,439	S	3/2007 Price
D362,511	S	9/1995 Anderson et al.	D540,477	S	4/2007 Price
D363,787	S	10/1995 Powell	D540,478	S	4/2007 Price
5,490,363	A	2/1996 Woolford	D541,950	S	5/2007 Mugge et al.
D380,560	S	7/1997 Forsberg	D541,951	S	5/2007 Mugge et al.
D381,086	S	7/1997 Forsberg	D548,365	S	8/2007 Price
D391,376	S	2/1998 Strand et al.	D550,860	S	9/2007 Price
5,735,643	A	4/1998 Castonguay et al.	D576,293	S	9/2008 Mugge et al.
5,744,081	A	4/1998 Tanigawa et al.	D581,548	S	11/2008 Mugge et al.
D402,380	S *	12/1998 Komoroski ..... D25/164	D586,478	S	2/2009 Price et al.
D429,006	S	8/2000 Price et al.	D588,713	S	3/2009 Mugge et al.
D433,158	S	10/2000 Hammer	D588,714	S	3/2009 Mugge et al.
D434,508	S	11/2000 Price et al.	D589,165	S *	3/2009 Manthei et al. .... D25/113
D437,422	S	2/2001 Bolles et al.	D596,318	S	7/2009 Mugge et al.
D438,640	S	3/2001 Bolles et al.	D598,135	S	8/2009 Mugge et al.
D445,512	S	7/2001 Sievert	D598,136	S	8/2009 Mugge
D448,856	S	10/2001 Boone	D598,137	S	8/2009 Mugge et al.
6,321,740	B1	11/2001 Scherer et al.	D604,430	S	11/2009 Mugge et al.
D458,693	S	6/2002 Sievert	2003/0126821	A1	7/2003 Scherer
D464,145	S	10/2002 Scherer et al.	2003/0182011	A1	9/2003 Scherer
D466,228	S	11/2002 Hammer	2004/0098928	A1	5/2004 Scherer et al.
D466,229	S	11/2002 Risi et al.	2006/0110223	A1	5/2006 Dawson et al.
D466,619	S	12/2002 Britton	2007/0289247	A1	12/2007 Hamel
D467,009	S	12/2002 Agee	OTHER PUBLICATIONS		
D468,449	S	1/2003 Britton	U.S. Appl. No. 29/301,729, filed Mar. 13, 2008 for Applicant for Mugge et al.		
D477,091	S	7/2003 Manthei	U.S. Appl. No. 29/307,427, filed Apr. 18, 2008 for Applicant Mugge et al.		
D477,419	S	7/2003 Manthei	U.S. Appl. No. 29/312,469, filed Oct. 21, 2008 for Mugge et al.		
D479,002	S	8/2003 Nordstrand	U.S. Appl. No. 29/312,470, filed Oct. 21, 2008 for Applicant Mugge et al.		
D479,003	S	8/2003 Nordstrand	U.S. Appl. No. 29/312,875, filed Nov. 18, 2008 for Applicant Mugge et al.		
D482,133	S	11/2003 Scherer et al.	U.S. Appl. No. 29/312,876, filed Nov. 18, 2008 for Applicant Mugge et al.		
D485,371	S	1/2004 Burgess et al.			
D486,246	S	2/2004 Manthei			
D492,796	S	7/2004 Price			
D500,864	S	1/2005 Klettenberg et al.			
D506,837	S	6/2005 Scherer et al.			
D509,909	S	9/2005 Sorheim			

\* cited by examiner



FIG. 1




FIG. 2




FIG. 3




FIG. 4

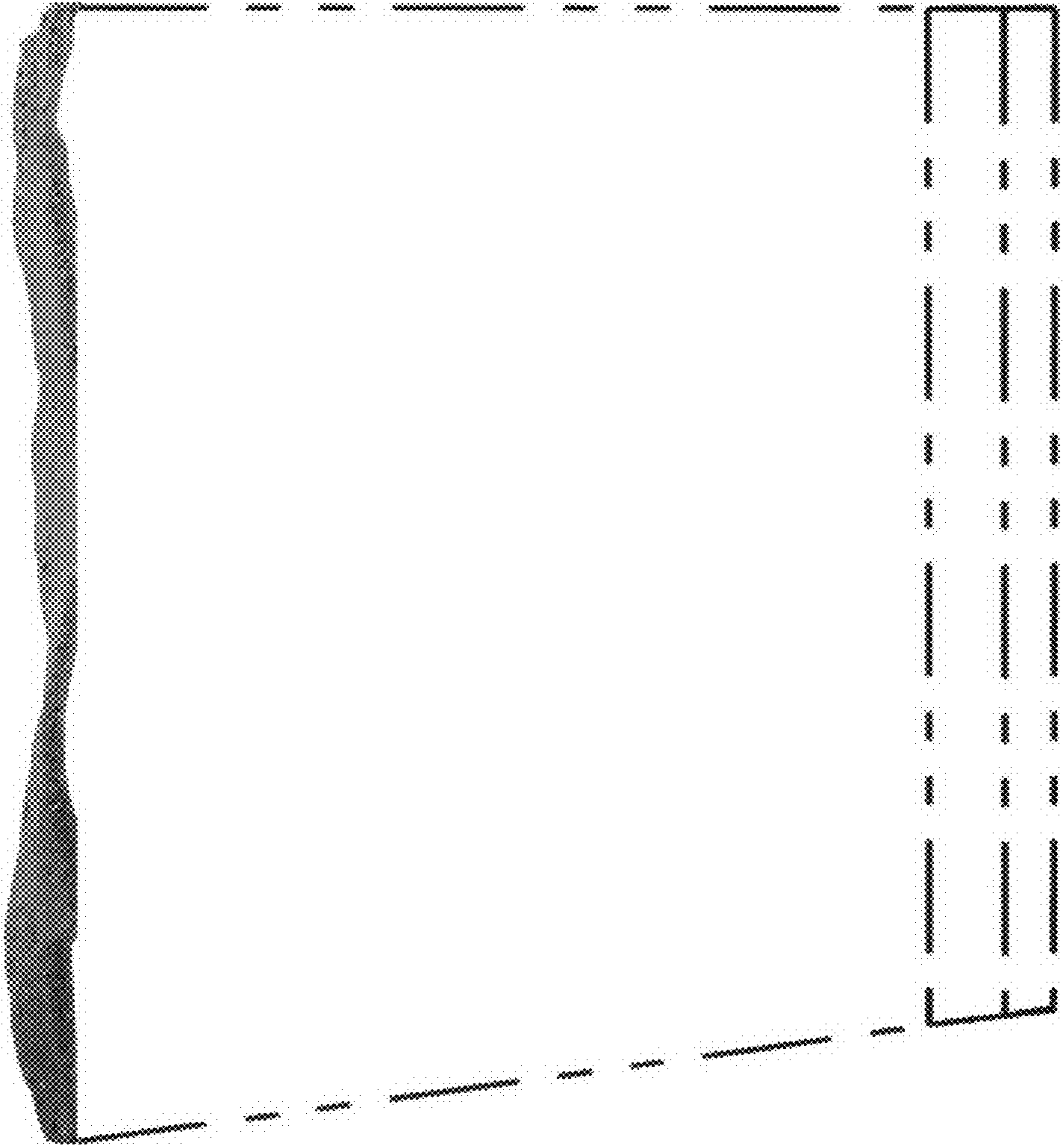


FIG. 5




FIG. 6