

US00D632808S

(12) **United States Design Patent**
Mugge et al.

(10) **Patent No.:** **US D632,808 S**

(45) **Date of Patent:** **** Feb. 15, 2011**

(54) **MOLDED SURFACE OF A CONCRETE PRODUCT**

(75) Inventors: **Jimmie L. Mugge**, Inver Grove Heights, MN (US); **Jay J. Johnson**, Star Prairie, WI (US)

(73) Assignee: **Anchor Wall Systems, Inc.**, Minnetonka, MN (US)

(**) Term: **14 Years**

(21) Appl. No.: **29/370,144**

(22) Filed: **Jun. 9, 2010**

Related U.S. Application Data

(62) Division of application No. 29/312,875, filed on Nov. 18, 2008, now Pat. No. Des. 619,732.

(51) **LOC (9) Cl.** **25-01**

(52) **U.S. Cl.** **D25/113**

(58) **Field of Classification Search** D25/102, D25/112-118, 136, 138, 151, 152, 162, 164; D21/484-491, 499-502; 405/16, 17, 33, 405/35, 286; 52/503-505, 574, 575, 596-612; 404/29-31, 34

See application file for complete search history.

(56) **References Cited**

U.S. PATENT DOCUMENTS

415,773 A	11/1889	Fiske
799,754 A	9/1905	Petrie
803,014 A	10/1905	McIlravy
819,055 A	5/1906	Fisher
824,235 A	5/1906	Damon
838,278 A	12/1906	Schwartz

(Continued)

FOREIGN PATENT DOCUMENTS

WO WO 03/060251 A1 7/2003

OTHER PUBLICATIONS

U.S. Appl. No. 29/301,728, filed Mar. 13, 2008 for Applicant Mugge et al.

(Continued)

Primary Examiner—T. Chase Nelson

Assistant Examiner—Anhdao Doan

(74) *Attorney, Agent, or Firm*—Merchant & Gould P.C.

(57) **CLAIM**

The ornamental design for a molded surface of a concrete product, as shown and described.

DESCRIPTION

FIG. 1 is a front elevational view of a first embodiment of a molded surface of a concrete product;

FIG. 2 is a right side view thereof;

FIG. 3 is a left side view thereof;

FIG. 4 is a top view thereof;

FIG. 5 is a bottom view thereof;

FIG. 6 is a perspective view thereof;

FIG. 7 is a front elevational view of a second embodiment of a molded surface of a concrete product;

FIG. 8 is a right side view thereof;

FIG. 9 is a left side view thereof;

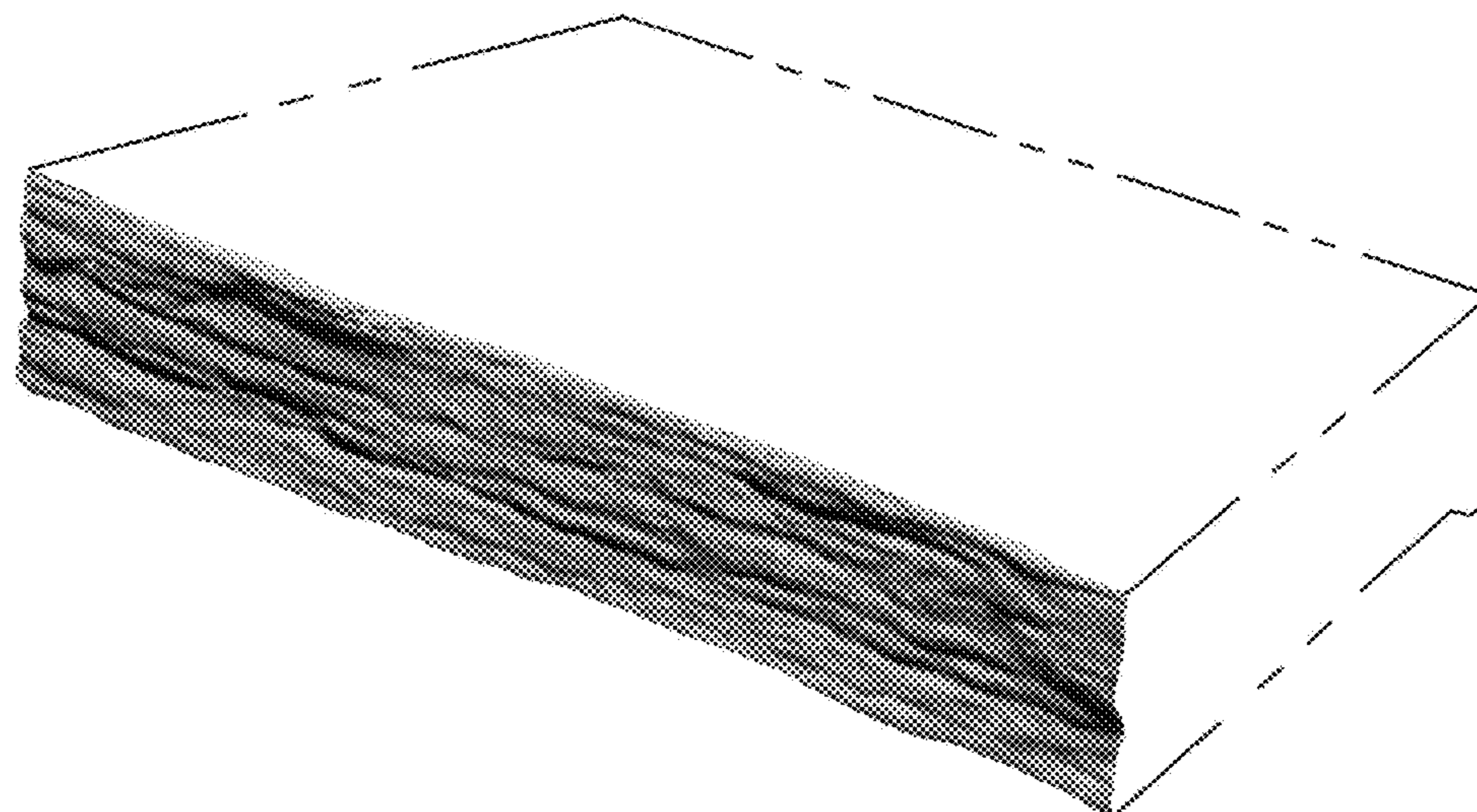
FIG. 10 is a top view thereof;

FIG. 11 is a bottom view thereof; and,

FIG. 12 is a perspective view thereof.

The broken lines in the drawing views are included for the purpose of illustrating portions of the molded surface of a concrete product that form no part of the claimed design.

1 Claim, 12 Drawing Sheets



US D632,808 S

U.S. PATENT DOCUMENTS


1,086,975	A	2/1914	Aaronson	D482,133	S	11/2003	Scherer et al.
1,574,123	A	2/1926	Sharpe	D485,371	S	1/2004	Burgess et al.
1,776,999	A	9/1930	Jensen	D486,246	S	2/2004	Manthei
1,795,451	A	3/1931	Sharpe	D492,796	S	7/2004	Price
2,313,363	A	3/1943	Schmitt	D500,864	S	1/2005	Klettenberg et al.
2,517,432	A	8/1950	Hornberger	D506,837	S	6/2005	Scherer et al.
2,819,495	A	1/1958	Krausz	D509,909	S	9/2005	Sorheim
2,882,689	A	4/1959	Huch et al.	D511,578	S	11/2005	Mugge et al.
3,555,757	A	1/1971	Volent	D511,846	S	11/2005	Evans
3,694,128	A	9/1972	Foxen	D513,805	S	1/2006	Scherer et al.
4,063,866	A	12/1977	Lurbiecki	D518,578	S	4/2006	Mugge et al.
4,335,549	A	6/1982	Dean, Jr.	D529,195	S	9/2006	Mugge
4,738,059	A	4/1988	Dean, Jr.	D529,628	S	10/2006	Mugge et al.
D298,463	S	11/1988	Forsberg	D530,831	S	10/2006	Mugge et al.
4,784,821	A	11/1988	Leopold	D532,910	S	11/2006	Mugge et al.
4,869,660	A	9/1989	Ruckstuhl	D538,946	S	3/2007	Mugge et al.
4,920,712	A	5/1990	Dean, Jr.	D538,947	S	3/2007	Price
D317,048	S	5/1991	Forsberg	D539,439	S	3/2007	Price
D317,209	S	5/1991	Forsberg	D540,477	S	4/2007	Price
D319,885	S	9/1991	Blomquist	D540,478	S	4/2007	Price
D321,060	S	10/1991	Blomquist	D541,950	S	5/2007	Mugge et al.
D341,215	S	11/1993	Blomquist et al.	D541,951	S	5/2007	Mugge et al.
D350,610	S	9/1994	Rodrique	D548,365	S	8/2007	Price
D350,611	S	9/1994	Scales	D550,860	S	9/2007	Price
D352,789	S	11/1994	Adam	D576,293	S	9/2008	Mugge et al.
D362,511	S	9/1995	Anderson et al.	D581,548	S	11/2008	Mugge et al.
D363,787	S	10/1995	Powell	D586,478	S	2/2009	Price et al.
5,490,363	A	2/1996	Woolford	D588,713	S	3/2009	Mugge et al.
D380,560	S	7/1997	Forsberg	D588,714	S	3/2009	Mugge et al.
D381,086	S	7/1997	Forsberg	D589,165	S	3/2009	Manthei et al. D25/113
D391,376	S	2/1998	Strand et al.	D596,318	S	7/2009	Mugge et al.
5,735,643	A	4/1998	Castonguay et al.	D598,135	S	8/2009	Mugge et al.
5,744,081	A	4/1998	Tanigawa et al.	D598,136	S	8/2009	Mugge
D402,380	S	* 12/1998	Komoroski D25/164	D598,137	S	8/2009	Mugge et al.
D429,006	S	8/2000	Price et al.	D604,430	S	11/2009	Mugge et al.
D433,158	S	10/2000	Hammer	2003/0126821	A1	7/2003	Scherer
D434,508	S	11/2000	Price et al.	2003/0182011	A1	9/2003	Scherer
D437,422	S	2/2001	Bolles et al.	2004/0098928	A1	5/2004	Scherer et al.
D438,640	S	3/2001	Bolles et al.	2007/0289247	A1	12/2007	Hamel
D445,512	S	7/2001	Sievert				
D448,856	S	10/2001	Boone				
6,321,740	B1	11/2001	Scherer et al.				
D458,693	S	6/2002	Sievert				
D464,145	S	10/2002	Scherer et al.				
D466,228	S	11/2002	Hammer				
D466,229	S	11/2002	Risi et al.				
D466,619	S	12/2002	Britton				
D467,009	S	12/2002	Agee				
D468,449	S	1/2003	Britton				
D477,091	S	7/2003	Manthei				
D477,419	S	7/2003	Manthei				
D479,002	S	8/2003	Nordstrand				
D479,003	S	8/2003	Nordstrand				

OTHER PUBLICATIONS

U.S. Appl. No. 29/301,729, filed Mar. 13, 2008 for Applicant for Mugge et al.
 U.S. Appl. No. 29/307,427, filed Apr. 18, 2008 for Applicant Mugge et al.
 U.S. Appl. No. 29/312,469, filed Oct. 21, 2008 for Mugge et al.
 U.S. Appl. No. 29/312,470, filed Oct. 21, 2008 for Applicant Mugge et al.
 U.S. Appl. No. 29/312,876, filed Nov. 18, 2008 for Applicant Mugge et al.
 U.S. Appl. No. 29/313,266, filed Dec. 19, 2008 for Applicant Mugge et al.

* cited by examiner

FIG. 1



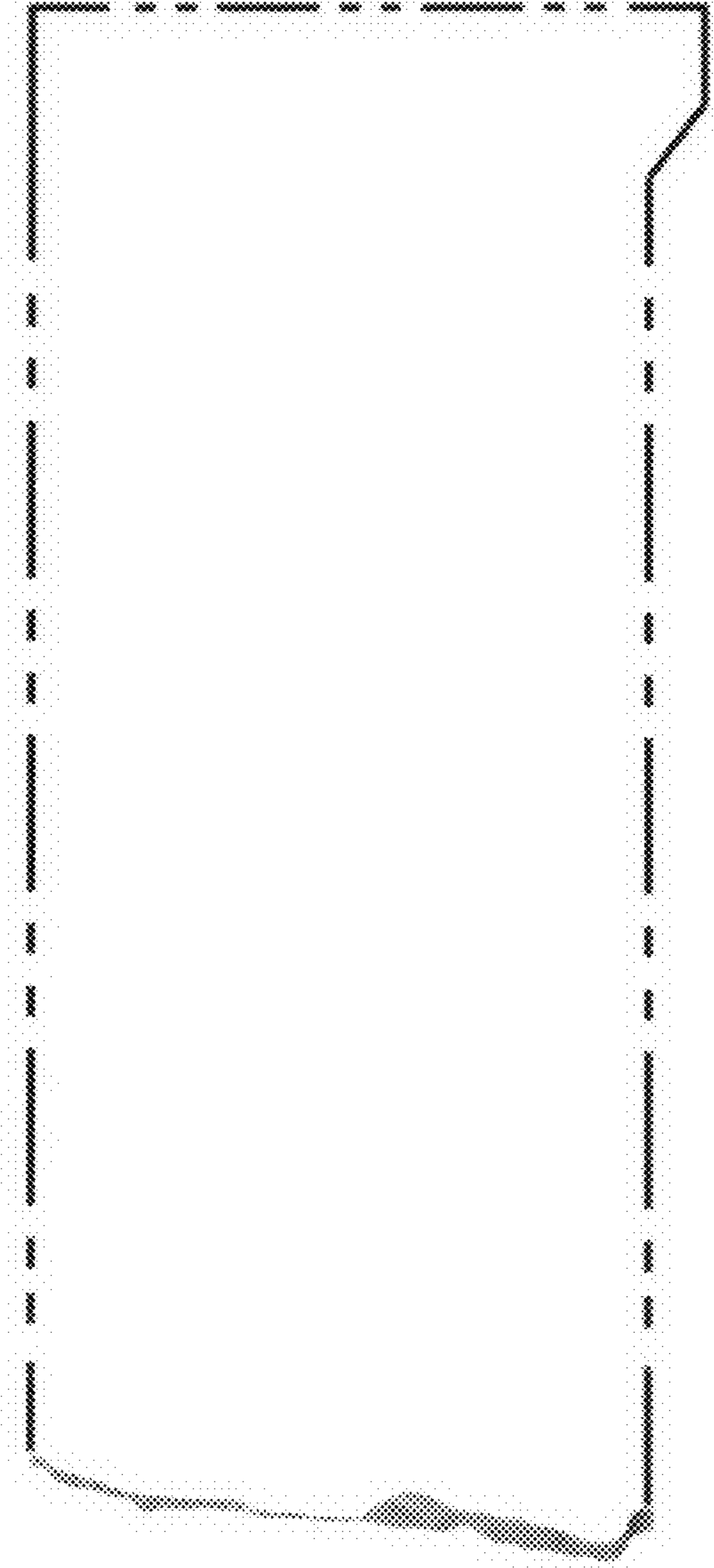


FIG. 2




FIG. 3

FIG. 4





FIG. 5



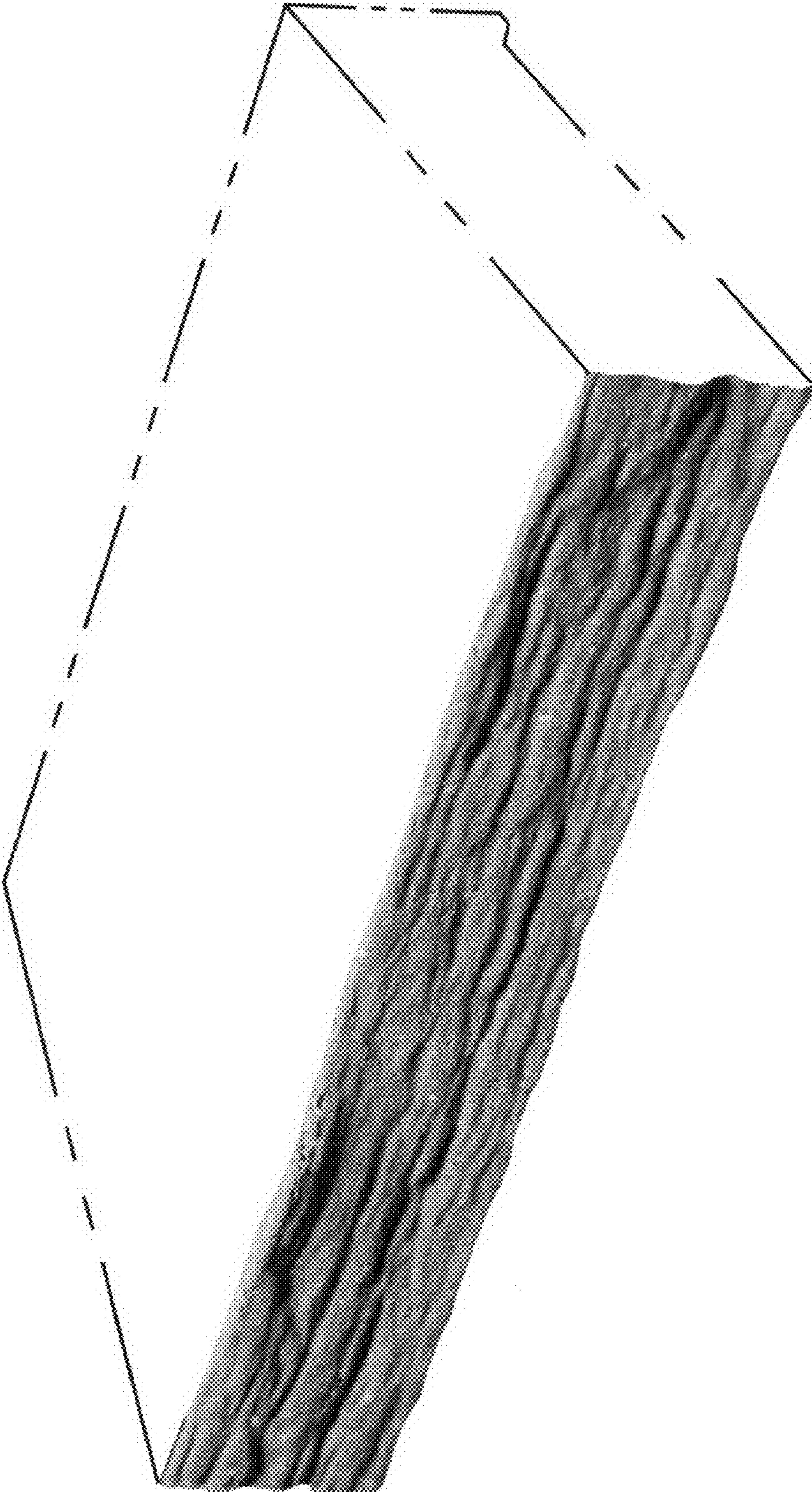


FIG. 6




FIG. 7

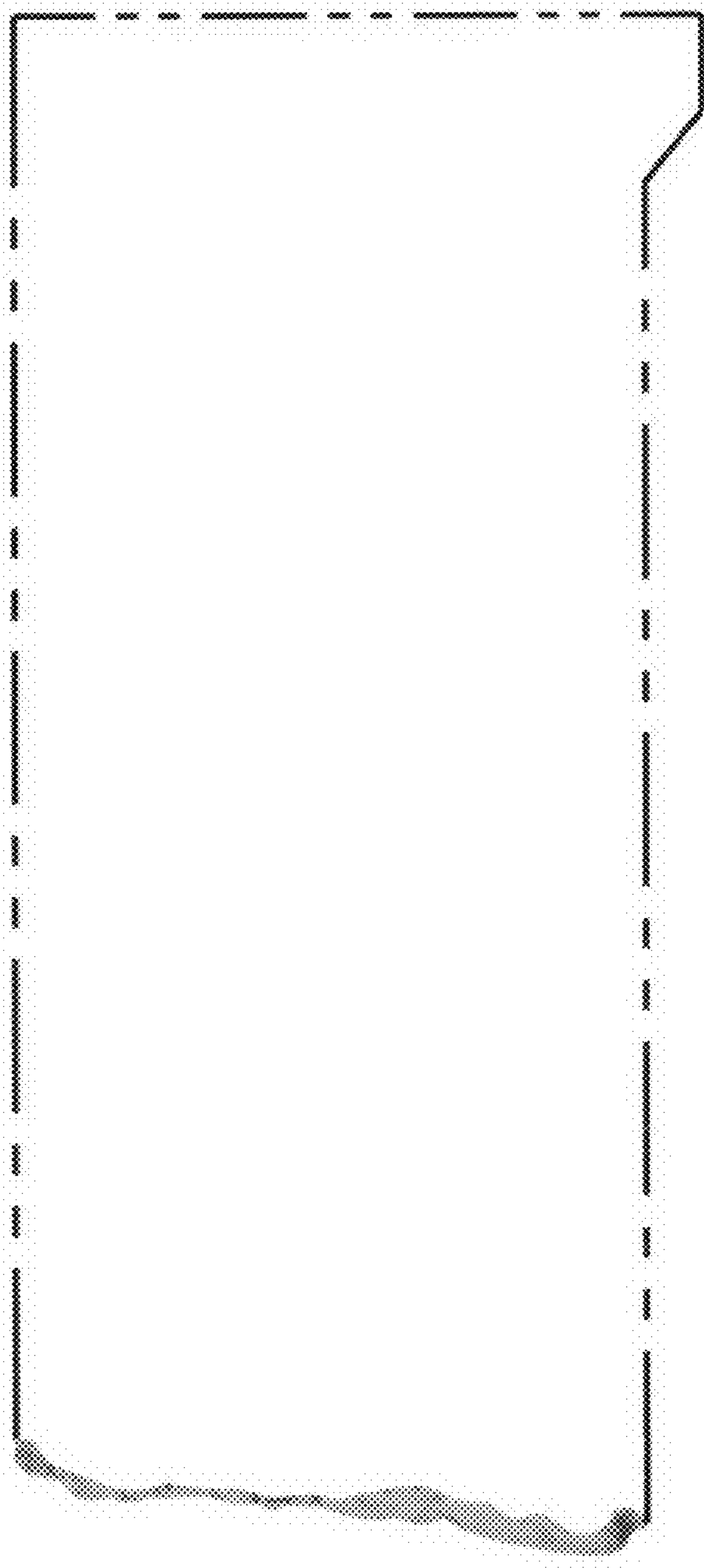


FIG. 8

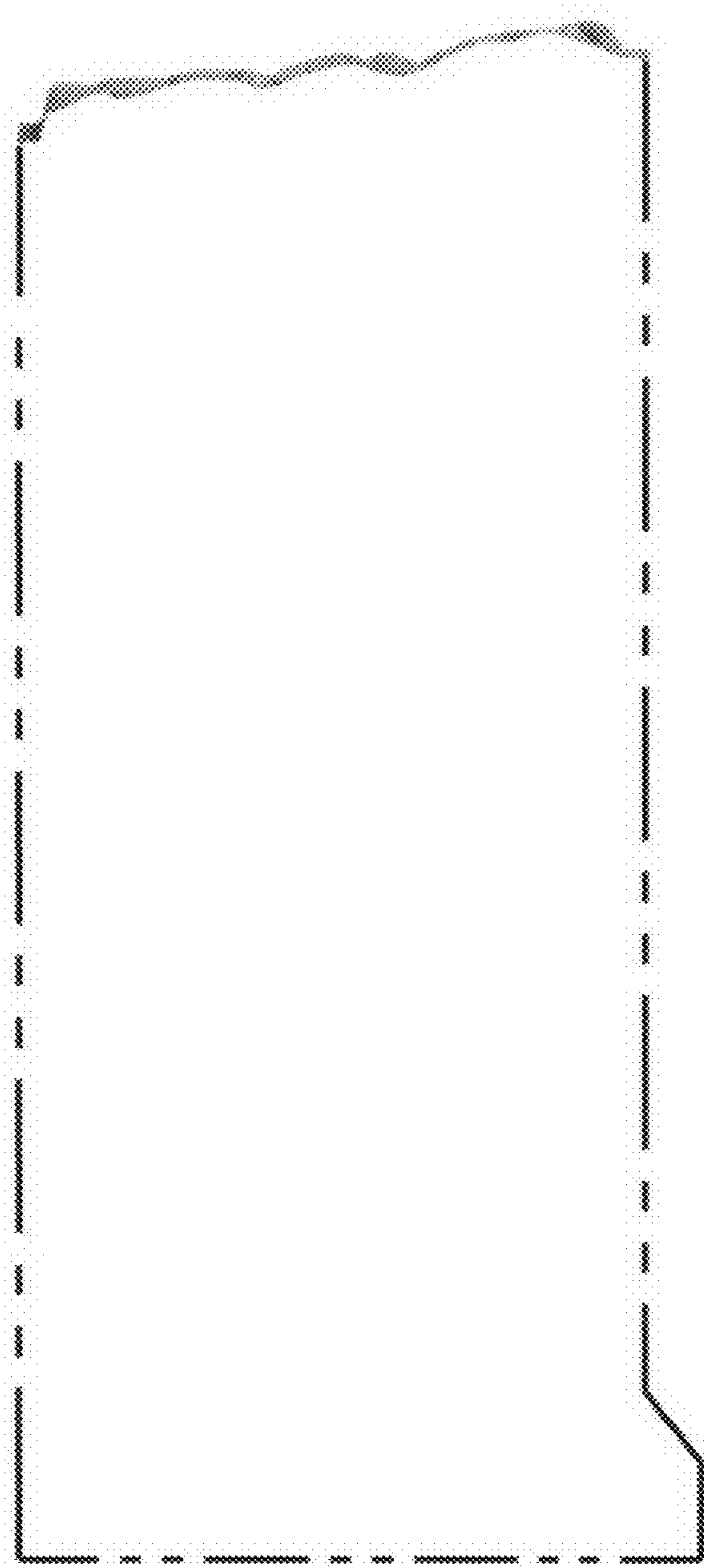


FIG. 9

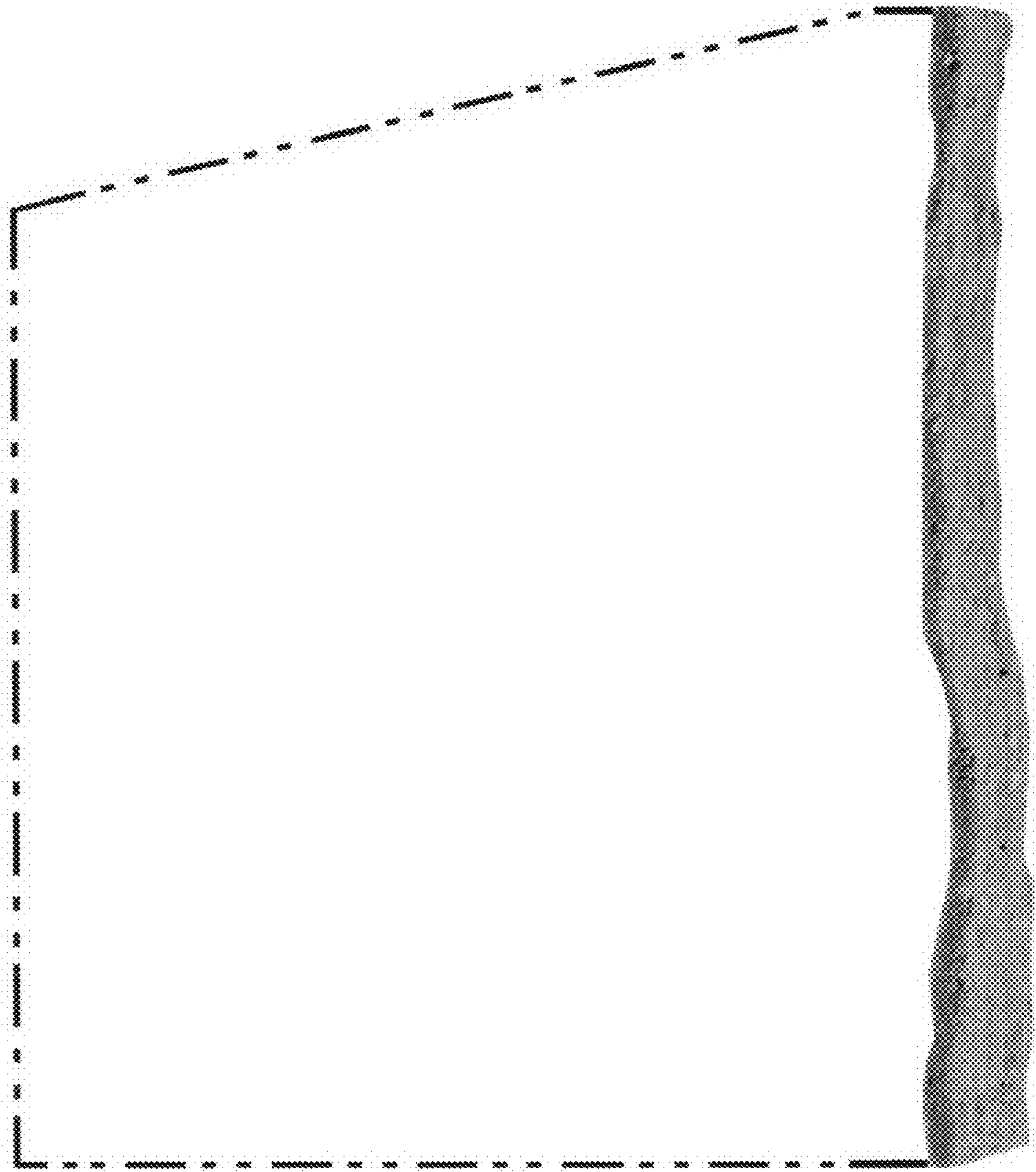


FIG. 10




FIG. 11




FIG. 12