



US00D632807S

(12) **United States Design Patent**  
**Mugge et al.**

(10) **Patent No.:** **US D632,807 S**  
(45) **Date of Patent:** **\*\* Feb. 15, 2011**

(54) **MOLDED SURFACE OF A CONCRETE PRODUCT**

1,751,272 A 3/1930 Forman  
1,776,999 A 9/1930 Jensen  
1,982,730 A 12/1934 Erkman  
2,038,205 A 4/1936 Case  
2,313,363 A 3/1943 Schmitt

(75) Inventors: **Jimmie L. Mugge**, Inver Grove Heights, MN (US); **Jay J. Johnson**, Star Prairie, WI (US)

(Continued)

(73) Assignee: **Anchor Wall Systems, Inc.**, Minnetonka, MN (US)

**FOREIGN PATENT DOCUMENTS**

(\*\*) Term: **14 Years**

DE 196 34 499 A1 3/1998

(21) Appl. No.: **29/370,143**

(Continued)

(22) Filed: **Jun. 9, 2010**

**OTHER PUBLICATIONS**

**Related U.S. Application Data**

“Kobra Slab Molds: Optimum Slab Production on Big Board Machines, Design and benefits,” *KOBRA*, 2 pages, published before Aug. 6, 2007.

(62) Division of application No. 29/315,040, filed on May 19, 2009, now Pat. No. Des. 620,134.

(Continued)

(51) **LOC (9) Cl.** ..... **25-01**

*Primary Examiner*—T. Chase Nelson

(52) **U.S. Cl.** ..... **D25/113**

*Assistant Examiner*—Anhdao Doan

(58) **Field of Classification Search** ..... D25/102, D25/112–118, 136, 138, 151, 152, 162, 164; D21/484–491, 499–502; 405/16, 17, 33, 405/35, 286; 52/503–505, 574, 575, 596–612; 404/29–31, 34

(74) *Attorney, Agent, or Firm*—Merchant & Gould P.C.

See application file for complete search history.

(57)

**CLAIM**

The ornamental design for a molded surface of a concrete product, as shown and described.

(56) **References Cited**

**DESCRIPTION**

**U.S. PATENT DOCUMENTS**

FIG. 1 is a front elevational view of a molded surface of a concrete product;

- 415,773 A 11/1889 Fiske
- 799,754 A 9/1905 Petrie
- 803,014 A 10/1905 McIlravy
- 813,901 A 2/1906 Leming et al.
- 819,055 A 5/1906 Fisher
- 824,235 A 6/1906 Damon
- 838,278 A 2/1914 Schwartz
- 1,086,975 A 2/1914 Aaronson
- 1,166,312 A 12/1915 Barten
- 1,564,490 A 12/1925 Parkhurst
- 1,574,125 A 2/1926 Sharpe
- 1,596,165 A 8/1926 Evans
- 1,693,852 A 12/1928 McQuain

FIG. 2 is a right side view thereof;

FIG. 3 is a left side view thereof;

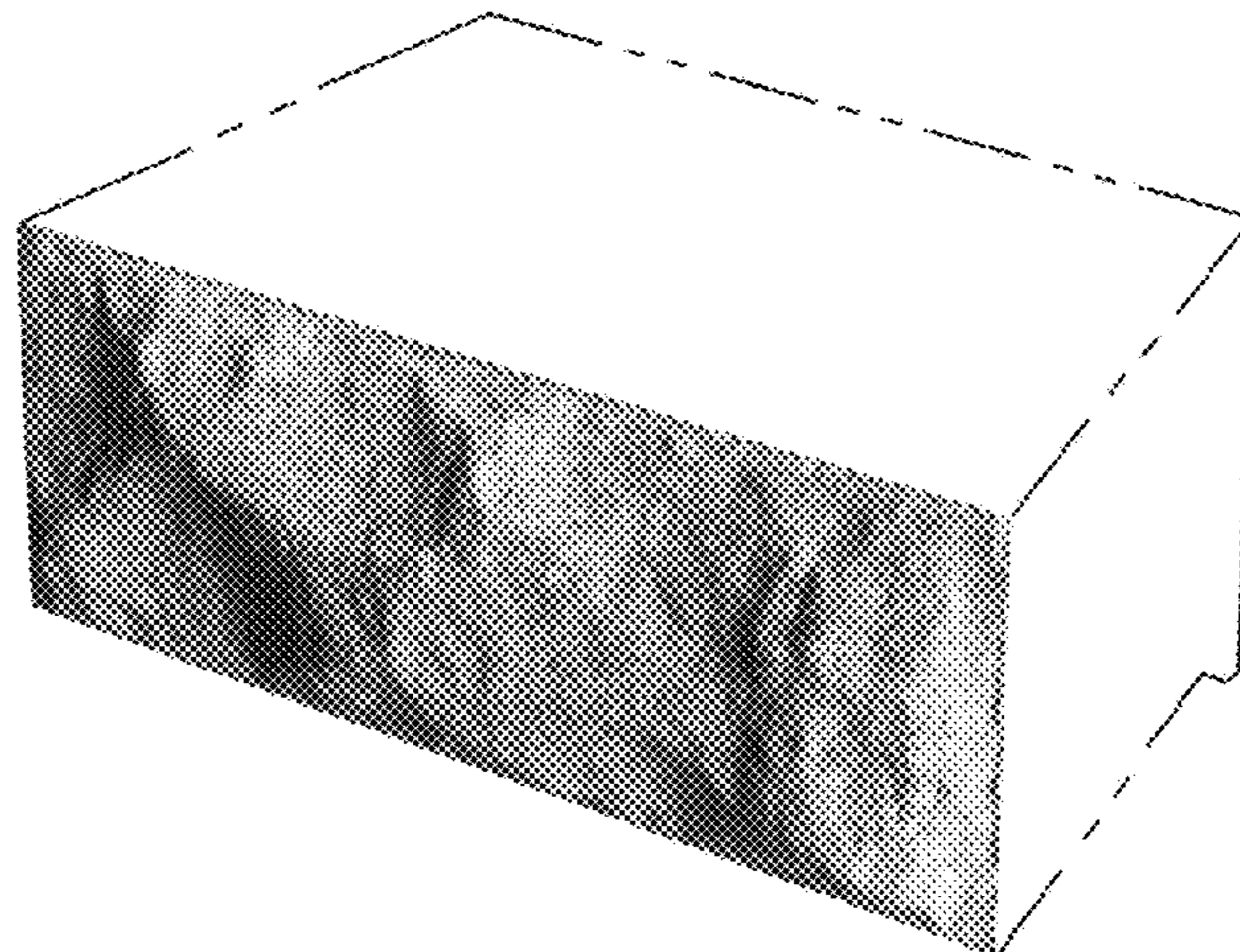
FIG. 4 is a top view thereof;

FIG. 5 is a bottom view thereof; and,

FIG. 6 is a perspective view thereof.

The broken lines in all views are included for the purpose of illustrating portions of the concrete product that form no part of the claimed design.

**1 Claim, 6 Drawing Sheets**



# US D632,807 S

## U.S. PATENT DOCUMENTS

2,457,368	A	12/1948	Hanson	
2,517,432	A	8/1950	Hornberger	
2,570,384	A	10/1951	Russell	
2,682,093	A	6/1954	Clanton	
2,819,495	A	1/1958	Krausz	
2,882,689	A	4/1959	Huch et al.	
D190,779	S	6/1961	Stekl	
3,013,321	A	12/1961	McElroy	
3,204,316	A	9/1965	Jackson	
3,277,551	A	10/1966	Sekiguchi	
3,425,105	A	2/1969	Gulde	
3,530,553	A	9/1970	Engle et al.	
3,669,402	A	6/1972	Paulson	
3,694,128	A	9/1972	Foxen	
3,731,899	A	5/1973	Nuzzo	
3,795,721	A	3/1974	Gilbert et al.	
3,809,049	A	5/1974	Fletcher et al.	
3,918,877	A	11/1975	Pickett	
3,940,229	A	2/1976	Hutton	
3,981,953	A	9/1976	Haines	
4,050,864	A	9/1977	Komaki	
4,063,866	A	12/1977	Lurbiecki	
4,178,340	A	12/1979	Hyytinen	
4,272,230	A	6/1981	Abate	
4,784,821	A	11/1988	Leopold	
4,802,836	A	2/1989	Whissell	
4,869,660	A	9/1989	Ruckstuhl	
4,902,211	A	2/1990	Svanholm	
4,909,717	A	3/1990	Pardo	
D317,048	S	5/1991	Forsberg	
D317,209	S	5/1991	Forsberg	
D319,885	S	9/1991	Blomquist et al.	
D321,060	S	10/1991	Blomquist et al.	
5,056,998	A	10/1991	Goossens	
5,078,940	A	1/1992	Sayles	
5,183,616	A	2/1993	Hedrick	
D341,215	S	11/1993	Blomquist et al.	
5,366,676	A	11/1994	Kobayashi	
5,372,676	A	12/1994	Lowe	
5,435,949	A	7/1995	Hwang	
5,484,236	A	1/1996	Gravier	
5,534,214	A	7/1996	Sakamoto et al.	
5,598,679	A	2/1997	Orton et al.	
D379,669	S	6/1997	Karanikas	
5,651,912	A	7/1997	Mitsumoto et al.	
5,735,094	A	4/1998	Zember	
5,756,131	A	5/1998	Suh	
5,816,749	A	10/1998	Bailey, II	
5,827,015	A	10/1998	Woolford et al.	
D402,380	S	12/1998	Komoroski	..... D25/164
D429,004	S	8/2000	Strand et al.	
D435,304	S	12/2000	Rainey	
D437,422	S	2/2001	Bolles et al.	

D438,640	S	3/2001	Bolles et al.	
D445,512	S	7/2001	Sievert	
D448,856	S	10/2001	Boone	
6,321,740	B1	11/2001	Scherer et al.	
D458,693	S	6/2002	Sievert	
D464,145	S	10/2002	Scherer	
D466,619	S	12/2002	Britton	
D468,449	S	1/2003	Britton	
D477,091	S	7/2003	Manthei	
D479,002	S	8/2003	Nordstrand	
D479,003	S	8/2003	Nordstrand	
D481,767	S	11/2003	May et al.	
D482,133	S	11/2003	Scherer et al.	
D500,864	S	1/2005	Klettenberg et al.	
D506,837	S	6/2005	Scherer et al.	
D511,578	S	11/2005	Mugge et al.	
D513,805	S	1/2006	Scherer et al.	
D518,578	S	4/2006	Mugge et al.	
D529,195	S	9/2006	Mugge	
D529,628	S	10/2006	Mugge et al.	
D530,831	S	10/2006	Mugge et al.	
D532,910	S	11/2006	Mugge et al.	
D538,946	S	3/2007	Mugge et al.	
D541,950	S	5/2007	Mugge et al.	
D541,951	S	5/2007	Mugge et al.	
D584,423	S	1/2009	Mugge	
D585,567	S	1/2009	Mugge et al.	
D586,478	S	2/2009	Price et al.	
D588,713	S	3/2009	Mugge et al.	
D589,165	S	3/2009	Manthei et al.	..... D25/113
D598,135	S	8/2009	Mugge et al.	
2003/0126821	A1	7/2003	Scherer et al.	
2004/0098928	A1	5/2004	Scherer et al.	
2004/0218985	A1	11/2004	Klettenberg et al.	
2006/0110223	A1	5/2006	Dawson et al.	
2007/0289247	A1	12/2007	Hamel	

## FOREIGN PATENT DOCUMENTS

DE	100 02 390	A1	7/2001	
GB	944066		12/1963	
GB	2 232 114	A	12/1990	
GB	2092493		5/2000	
GB	2092499		5/2000	
GB	2092500		5/2000	
GB	2092501		5/2000	
WO	WO 03/060251	A1	7/2003	

## OTHER PUBLICATIONS

“Slab Molds, Dream Molds ,” *KOBRA Formen GmbH*, 2 pages, published before Aug. 6, 2007.  
Office Action in Australia (Examination Report No. 1) for corresponding AU Design Reg. 307701, dated Mar. 14, 2007.

\* cited by examiner





FIG. 1






FIG. 2




FIG. 3




FIG. 4




FIG. 5






FIG. 6