



US00D632806S

(12) **United States Design Patent**
Mugge et al.

(10) **Patent No.:** **US D632,806 S**
(45) **Date of Patent:** **** Feb. 15, 2011**

(54) **MOLDED SURFACE OF A CONCRETE PRODUCT**

(75) Inventors: **Jimmie L. Mugge**, Inver Grove Heights, MN (US); **Jay J. Johnson**, Star Prairie, WI (US)

(73) Assignee: **Anchor Wall Systems, Inc.**, Minnetonka, MN (US)

(**) Term: **14 Years**

(21) Appl. No.: **29/370,124**

(22) Filed: **Jun. 8, 2010**

Related U.S. Application Data

(62) Division of application No. 29/312,469, filed on Oct. 21, 2008, now Pat. No. Des. 619,730.

(51) **LOC (9) Cl.** **25-01**

(52) **U.S. Cl.** **D25/113**

(58) **Field of Classification Search** D25/102, D25/112-118, 136, 138, 151, 152, 162, 164; D21/484-491, 499-502; 405/16, 17, 33, 405/35, 286; 52/503-505, 574, 575, 596-612; 404/29-31, 34

See application file for complete search history.

(56) **References Cited**

U.S. PATENT DOCUMENTS

- D319,885 S 9/1991 Blomquist et al.
- D350,610 S 9/1994 Rodrigue
- D362,511 S 9/1995 Anderson et al.
- D380,560 S 7/1997 Forsberg
- D381,086 S 7/1997 Forsberg
- D391,376 S 2/1998 Strand et al.
- D402,380 S * 12/1998 Komoroski D25/164
- D429,006 S 8/2000 Price et al.
- D433,158 S 10/2000 Hammer
- D434,508 S 11/2000 Price et al.
- D437,422 S 2/2001 Bolles et al.
- D438,640 S 3/2001 Bolles et al.
- D445,512 S 7/2001 Sievert

- D448,856 S 10/2001 Boone
- D458,693 S 6/2002 Sievert
- D464,145 S 10/2002 Scherer et al.
- D466,228 S 11/2002 Hammer
- D466,229 S 11/2002 Risi et al.
- D466,619 S 12/2002 Britton
- D467,009 S 12/2002 Agee
- D468,449 S 1/2003 Britton
- D477,091 S 7/2003 Manthei
- D477,419 S 7/2003 Manthei
- D479,002 S 8/2003 Nordstrand
- D479,003 S 8/2003 Nordstrand
- D482,133 S 11/2003 Scherer et al.
- D485,371 S 1/2004 Burgess et al.
- D486,246 S 2/2004 Manthei
- D492,796 S 7/2004 Price
- D500,864 S * 1/2005 Klettenberg et al. D25/113
- D506,837 S 6/2005 Scherer et al.

(Continued)

Primary Examiner—T. Chase Nelson

Assistant Examiner—Anhdao Doan

(74) *Attorney, Agent, or Firm*—Merchant & Gould P.C.

(57) **CLAIM**

The ornamental design for a molded surface of a concrete product, as shown and described.

DESCRIPTION

FIG. 1 is a front elevational view of a molded surface of a concrete product;

FIG. 2 is a right side view thereof;

FIG. 3 is a left side view thereof;

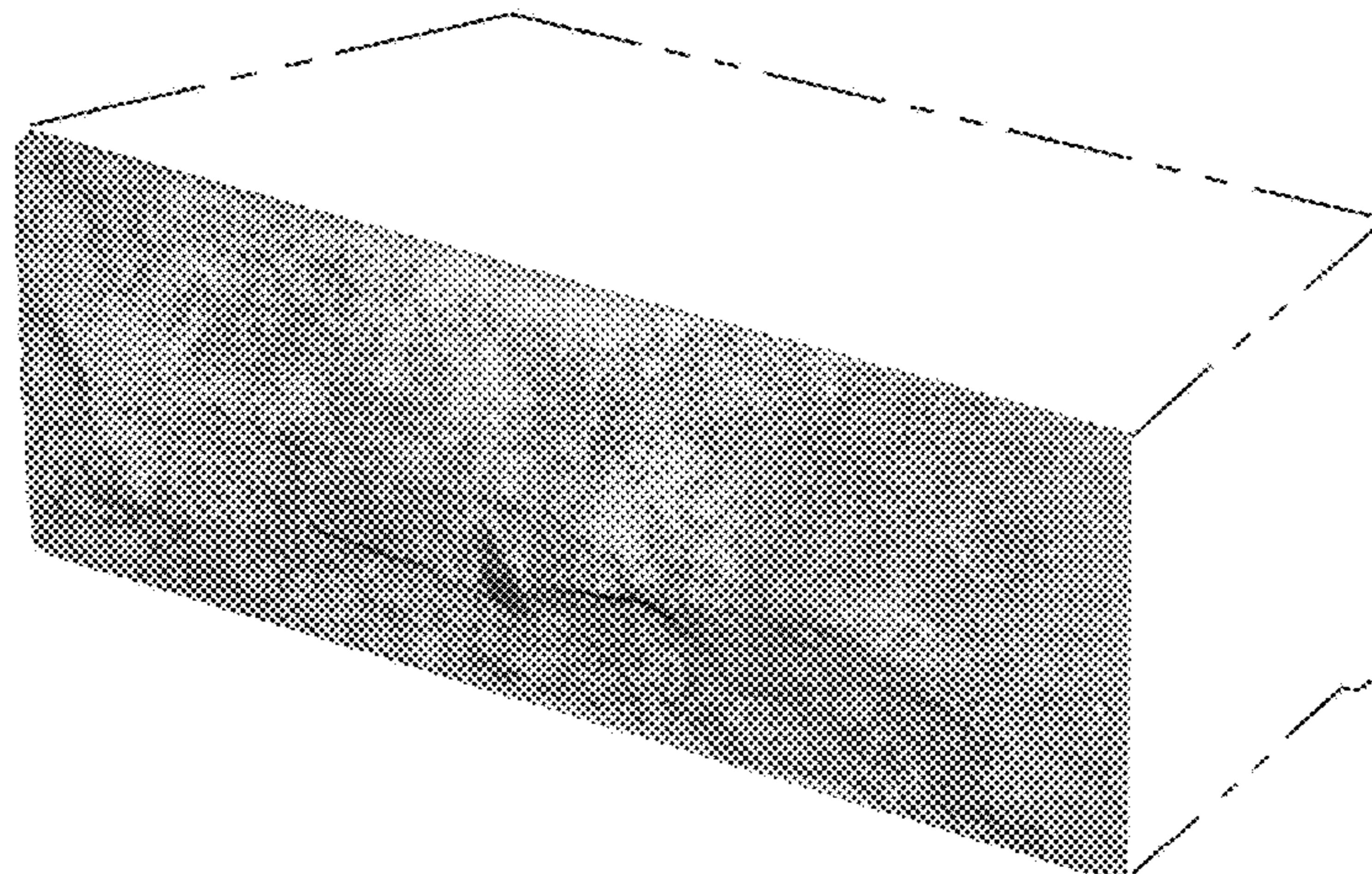
FIG. 4 is a top view thereof;

FIG. 5 is a bottom view thereof; and,

FIG. 6 is a perspective view thereof.

The broken lines in the drawing views are included for the purpose of illustrating portions of the molded surface of a concrete product that form no part of the claimed design.

1 Claim, 6 Drawing Sheets



US D632,806 S

Page 2

U.S. PATENT DOCUMENTS

D509,909 S	9/2005	Sorheim	D540,477 S	4/2007	Price	
D511,578 S	11/2005	Mugge et al.	D540,478 S	4/2007	Price	
D511,846 S	11/2005	Evans	D541,950 S	5/2007	Mugge et al.	
D513,805 S	1/2006	Scherer et al.	D541,951 S	5/2007	Mugge et al.	
D518,578 S	4/2006	Mugge et al.	D548,365 S	8/2007	Price	
D529,195 S	9/2006	Mugge	D550,860 S	9/2007	Price	
D529,628 S	10/2006	Mugge et al.	D576,293 S	9/2008	Mugge et al.	
D530,831 S	10/2006	Mugge et al.	D581,548 S	11/2008	Mugge et al.	
D532,910 S	11/2006	Mugge et al.	D586,478 S	2/2009	Price et al.	
D538,946 S	3/2007	Mugge et al.	D589,165 S *	3/2009	Manthei et al. D25/113
D538,947 S	3/2007	Price	2004/0098928 A1	5/2004	Scherer et al.	
D539,439 S	3/2007	Price	2006/0110223 A1	5/2006	Dawson et al.	
			2007/0289247 A1	12/2007	Hamel	

* cited by examiner

FIG. 1






FIG. 2

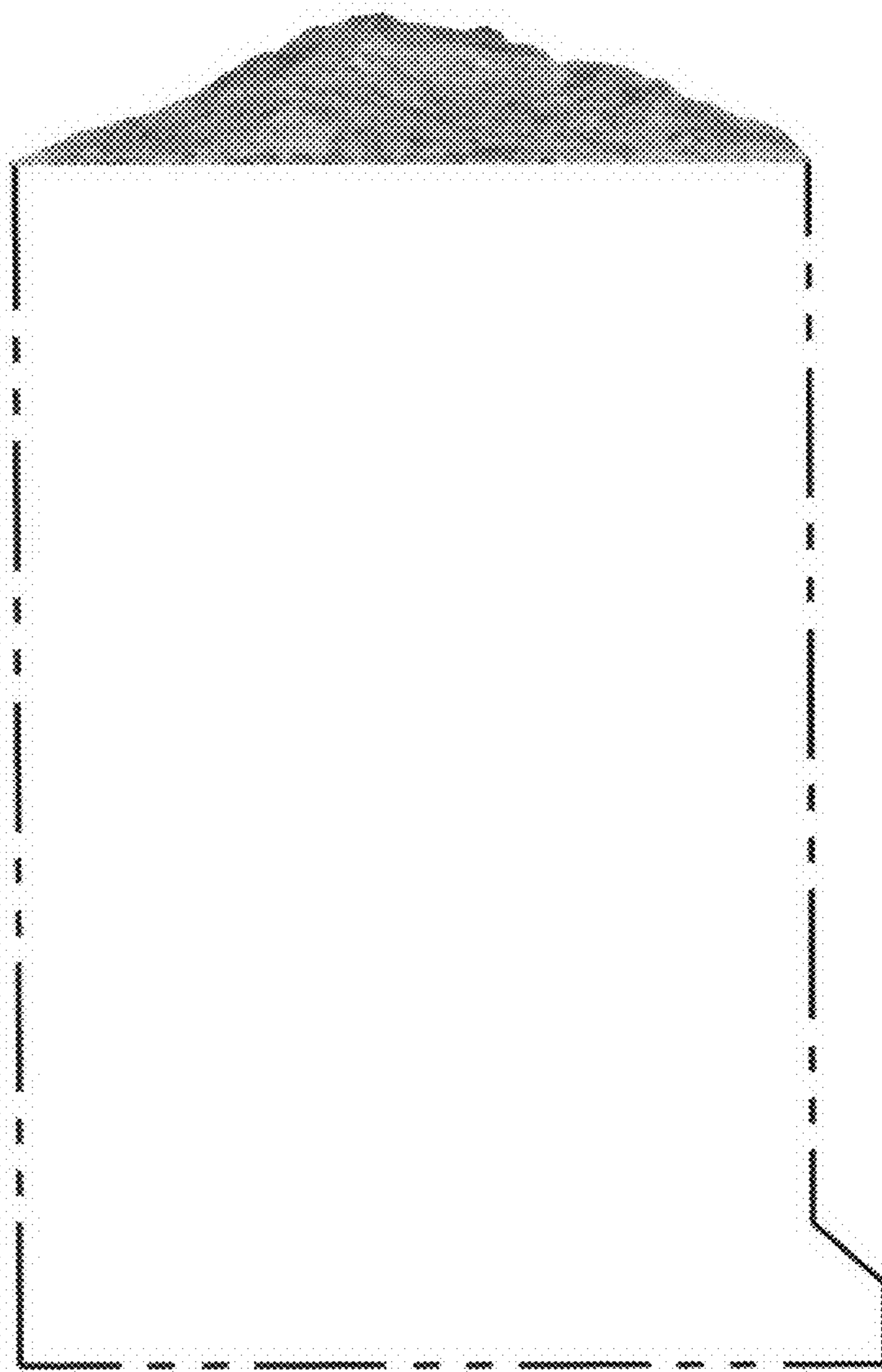


FIG. 3




FIG. 4




FIG. 5




FIG. 6