



US00D632804S

(12) **United States Design Patent**  
**Afasano**

(10) **Patent No.:** **US D632,804 S**

(45) **Date of Patent:** **\*\* Feb. 15, 2011**

(54) **INSULATIVE ATTIC STAIR COVER**

6,601,352 B1 \* 8/2003 Obermeyer et al. .... 52/202  
6,701,676 B1 3/2004 Kompelien ..... 52/19  
D586,473 S 2/2009 Copeland ..... D25/48

(76) Inventor: **Ralph Afasano**, 22 Hinton St., Staten  
Island, NY (US) 10312

\* cited by examiner

(\*\*) Term: **14 Years**

*Primary Examiner*—Doris Clark  
(74) *Attorney, Agent, or Firm*—Goldstein Law Offices, P.C.

(21) Appl. No.: **29/349,226**

(22) Filed: **Mar. 18, 2010**

(57) **CLAIM**

(51) **LOC (9) Cl.** ..... **25-02**

The ornamental design for a insulative attic stair cover, as shown and described.

(52) **U.S. Cl.** ..... **D25/48**

(58) **Field of Classification Search** ..... D25/48;  
52/19, 20, 202, 404.1; 182/78; 49/70

See application file for complete search history.

**DESCRIPTION**

(56) **References Cited**

FIG. 1 is a perspective view of the insulative attic stair cover in full lines.

U.S. PATENT DOCUMENTS

FIG. 2 is a top plan view thereof.

4,928,441	A	5/1990	Daley	.....	52/19
5,271,198	A	12/1993	Freeman	.....	52/202
5,274,966	A	1/1994	Daley	.....	49/23
5,475,955	A	12/1995	Dickinson	.....	52/202
D378,420	S *	3/1997	Holby, Jr.	.....	D25/48
5,623,795	A	4/1997	Padgett, Jr.	.....	52/202
5,628,151	A	5/1997	Monat	.....	52/19
5,867,946	A *	2/1999	Seagren	.....	52/19

FIG. 3 is a bottom plan view thereof.

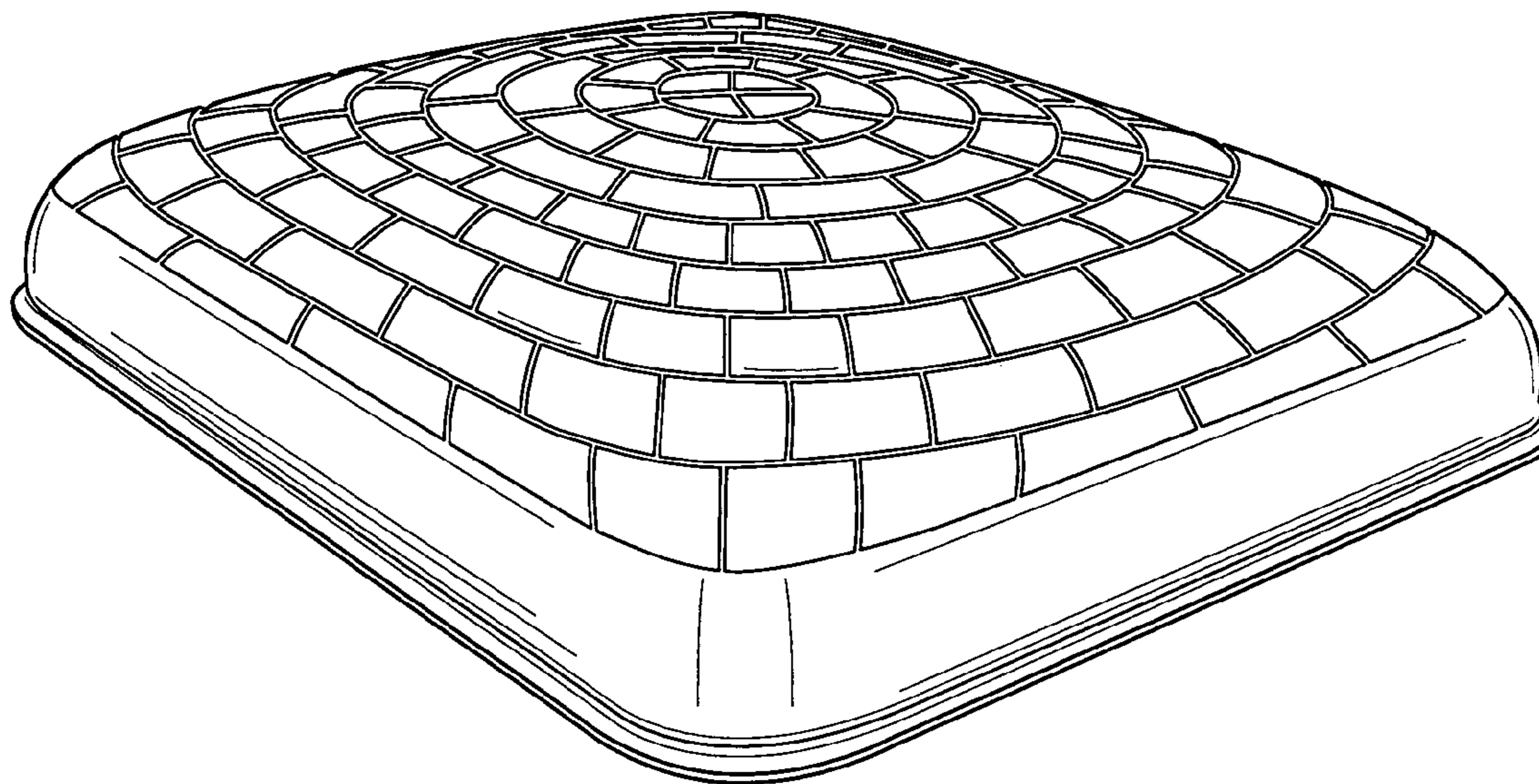
FIG. 4 is a front elevational view thereof.

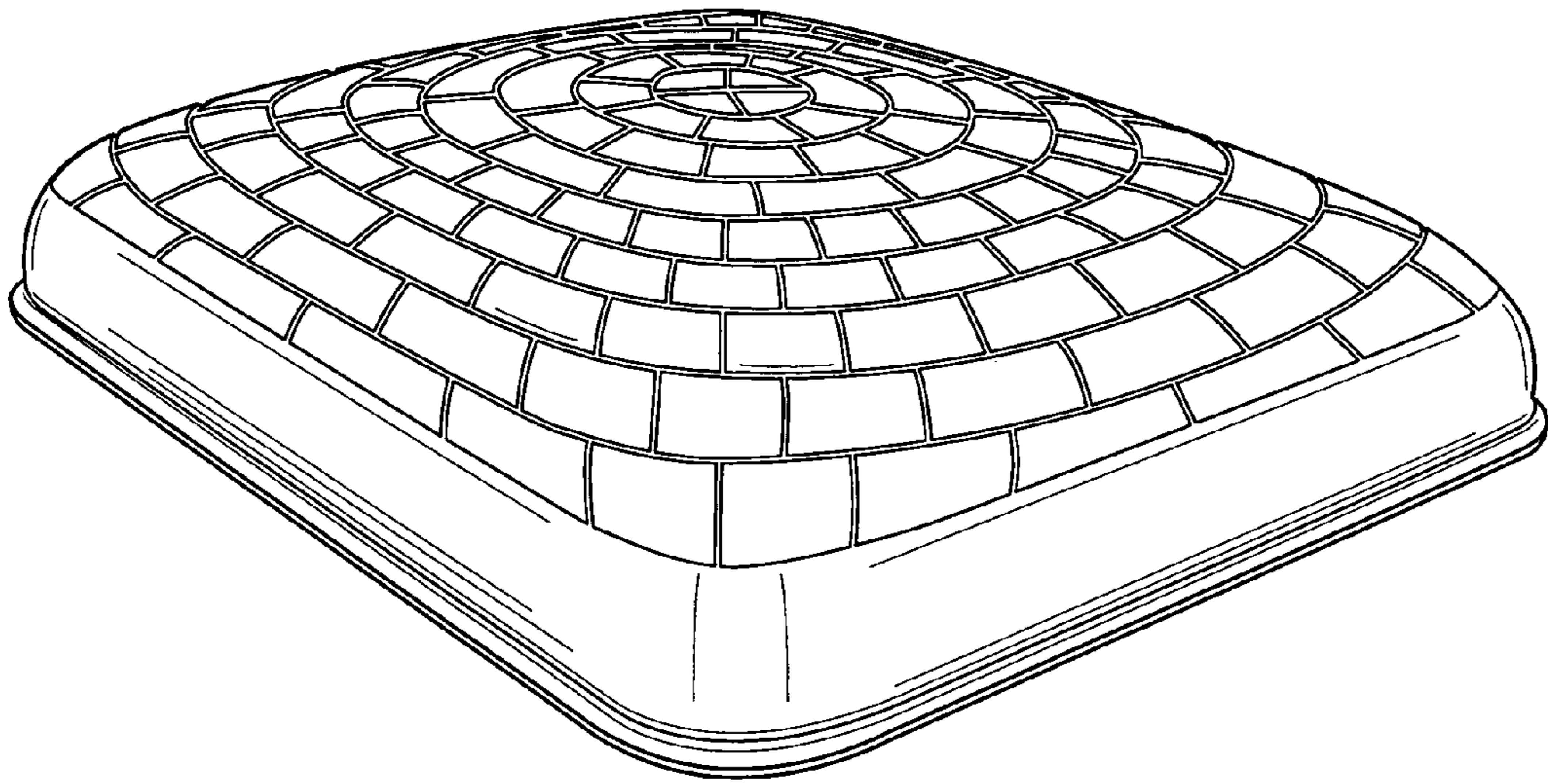
FIG. 5 is a rear elevational view thereof.

FIG. 6 is a right side elevational view thereof; and,

FIG. 7 is a left side elevational view thereof.

**1 Claim, 4 Drawing Sheets**





*FIG. 1*




FIG. 2

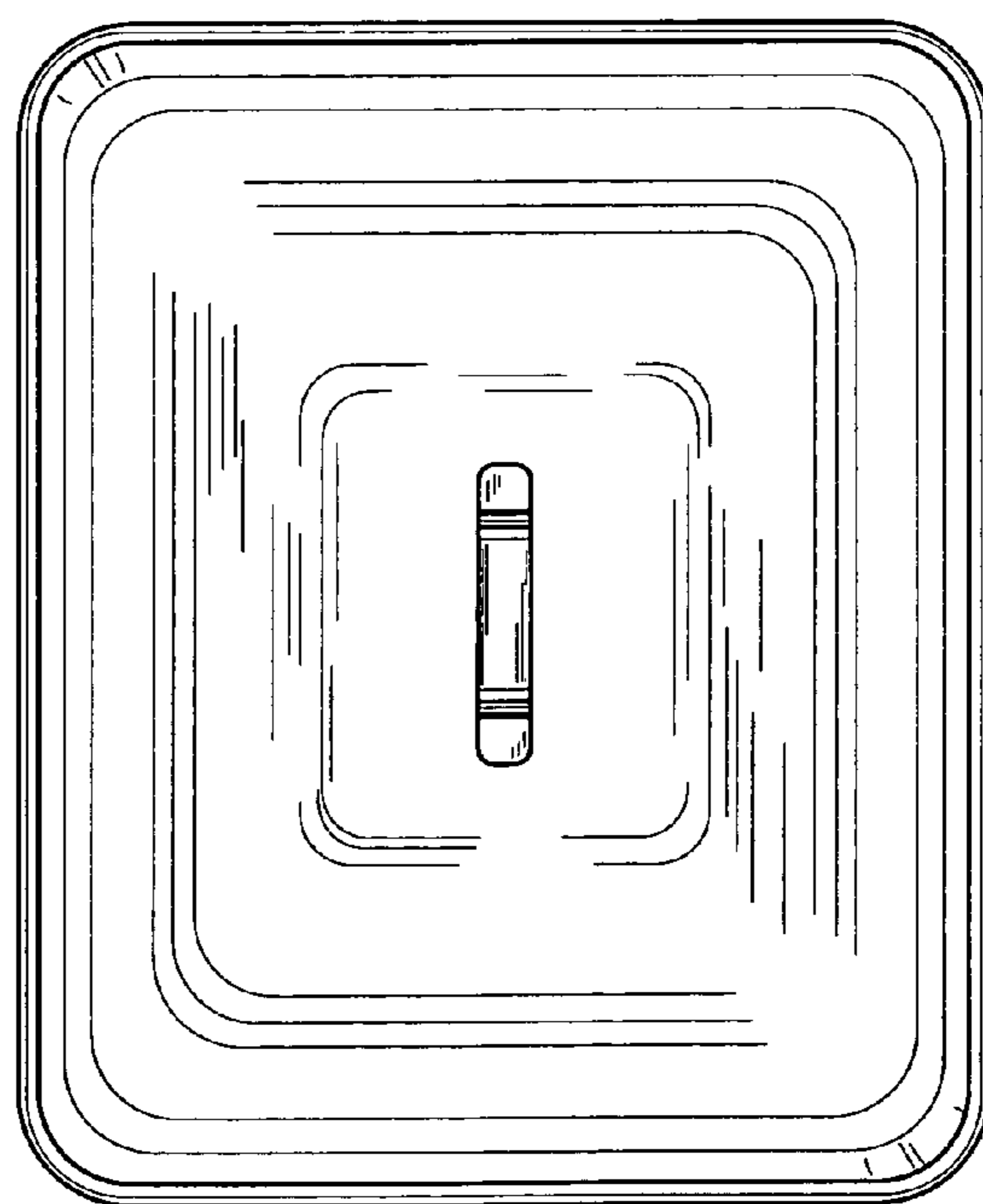


FIG. 3

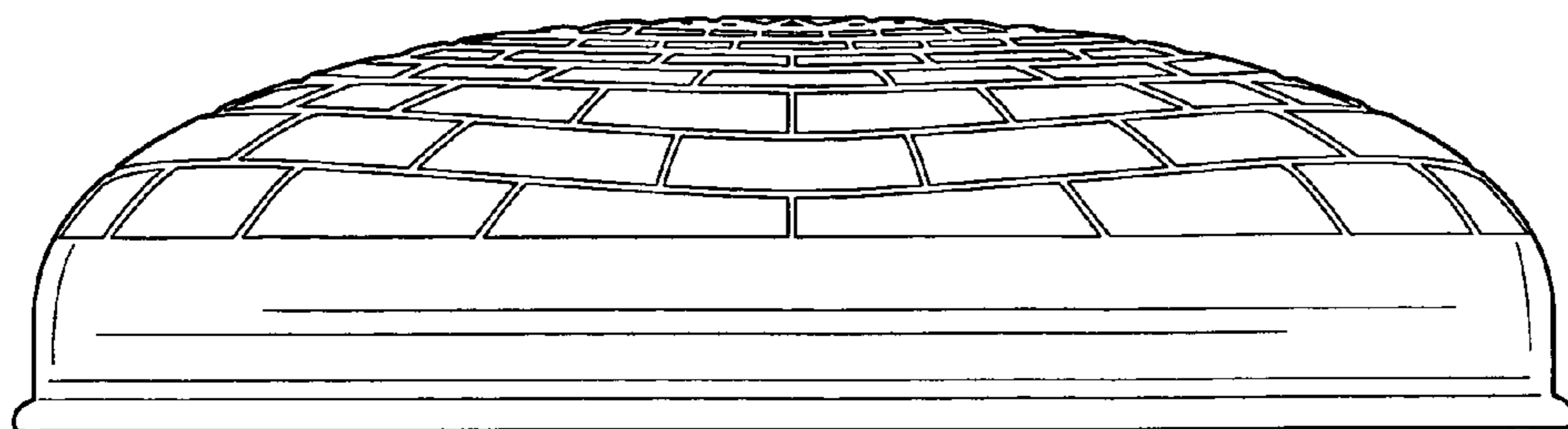


FIG. 4




FIG. 5



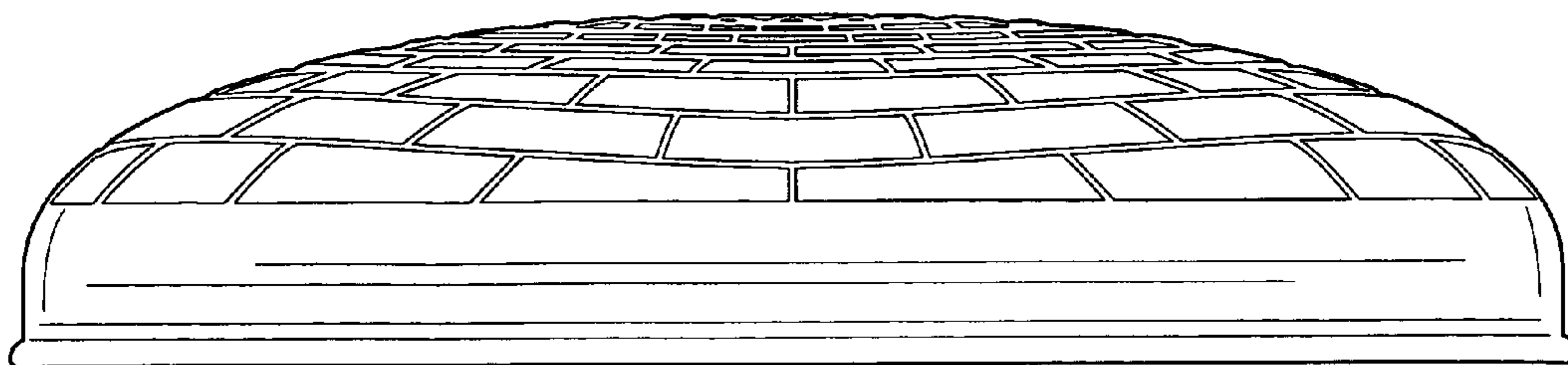


FIG. 6

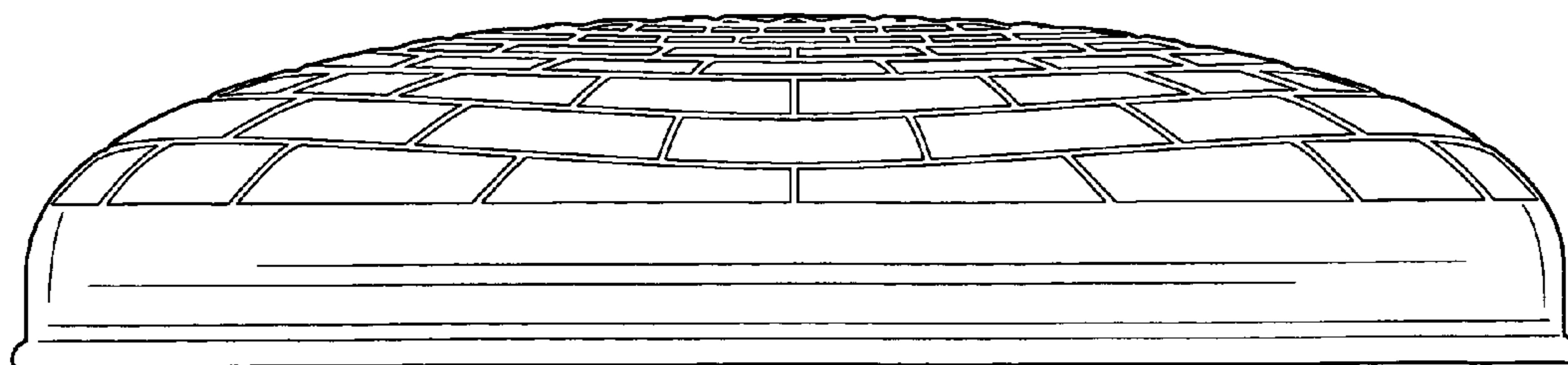


FIG. 7