



US00D632788S

(12) **United States Design Patent**
Thouement

(10) **Patent No.:** **US D632,788 S**

(45) **Date of Patent:** **** Feb. 15, 2011**

(54) **CLICKLINE WORKING ELEMENT**

(75) Inventor: **Yann Thouement**, Les essarts le roi
(FR)

(73) Assignee: **Karl Storz GmbH & Co. KG** (DE)

(**) Term: **14 Years**

(21) Appl. No.: **29/353,823**

(22) Filed: **Jan. 14, 2010**

(30) **Foreign Application Priority Data**

Jul. 14, 2009 (EM) 001581810-0014

(51) **LOC (9) Cl.** **24-02**

(52) **U.S. Cl.** **D24/133; D24/143**

(58) **Field of Classification Search** D24/133,
D24/143, 147, 146, 145, 149, 154, 140; D8/74,
D8/86; 606/1, 205-209, 210-211, 142, 143,
606/151, 157

See application file for complete search history.

(56) **References Cited**

U.S. PATENT DOCUMENTS

2,597,394 A * 5/1952 Snowden 606/147
D262,599 S * 1/1982 Wallace D8/86
D289,683 S * 5/1987 Gilfillan D24/143
5,304,203 A * 4/1994 El-Mallawany et al. 606/207
5,718,714 A * 2/1998 Livneh 606/205
6,063,103 A * 5/2000 Hashiguchi 606/205
6,723,109 B2 * 4/2004 Solingen 606/151
D545,432 S * 6/2007 Watanabe D24/143

D582,037 S * 12/2008 Poll et al. D24/143
D590,944 S * 4/2009 Watanabe D24/143
D610,680 S * 2/2010 Blocher D24/133
2007/0299439 A1 * 12/2007 Latterell et al. 606/48
2008/0262480 A1 * 10/2008 Stahler et al. 606/1

* cited by examiner

Primary Examiner—Bridget L Eland

(74) *Attorney, Agent, or Firm*—St. Onge Steward Johnston &
Reens LLC

(57) **CLAIM**

The ornamental design for a ClickLine working element, as shown and described.

DESCRIPTION

FIG. 1 is a right side perspective view of a ClickLine working element in accordance with the new design;

FIG. 2 is a right side elevation view thereof, the left side elevation view being a mirror image thereof;

FIG. 3 is a top plan view thereof;

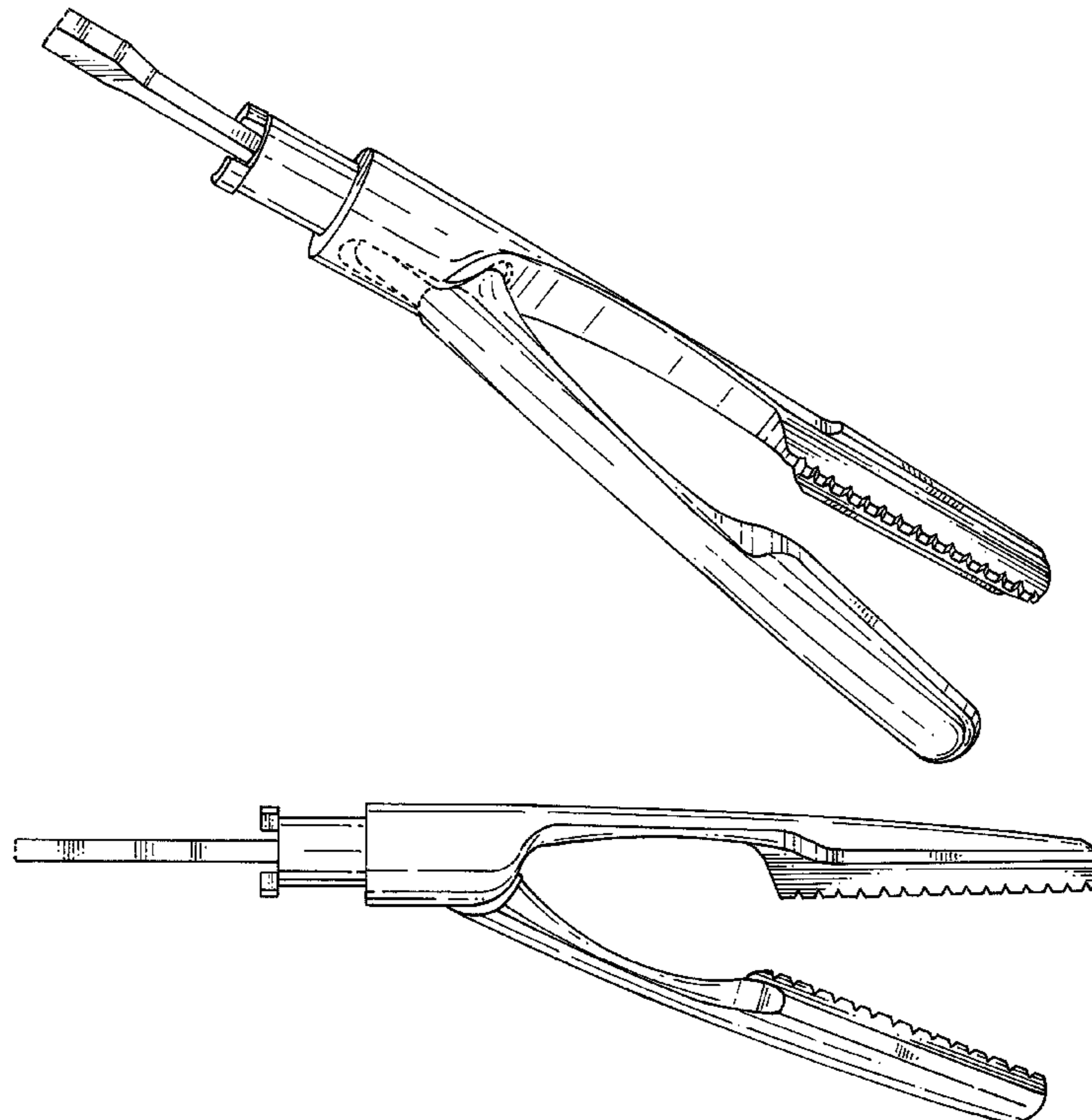
FIG. 4 is a bottom plan view thereof;

FIG. 5 is a front elevation view thereof; and,

FIG. 6 is a rear elevation view thereof.

The broken lines immediately adjacent the claimed areas represent the bounds of the claimed design while all other broken lines are directed to environment and are for illustrative purposes only; the broken lines form no part of the claimed design.

1 Claim, 5 Drawing Sheets



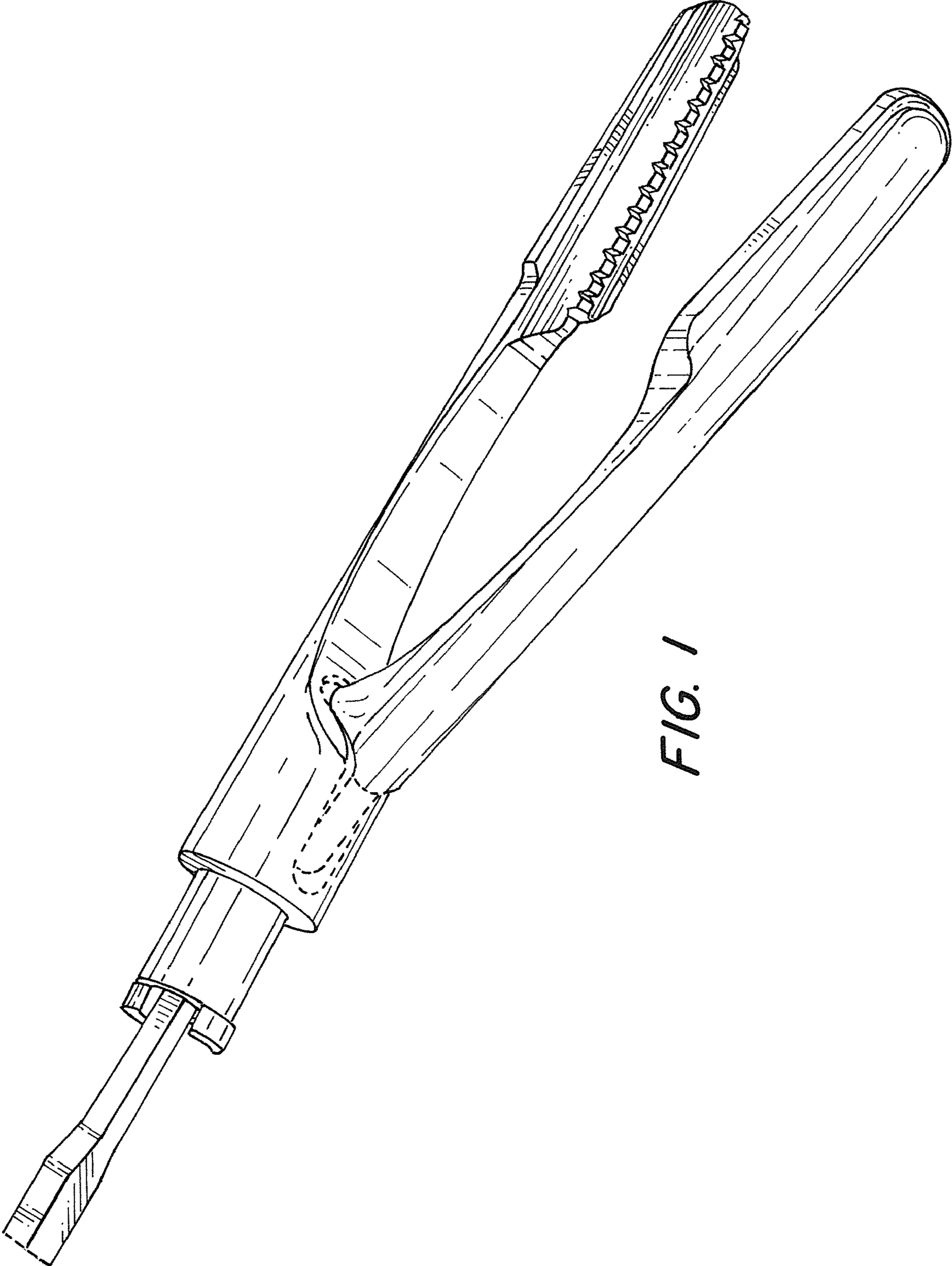


FIG. 1

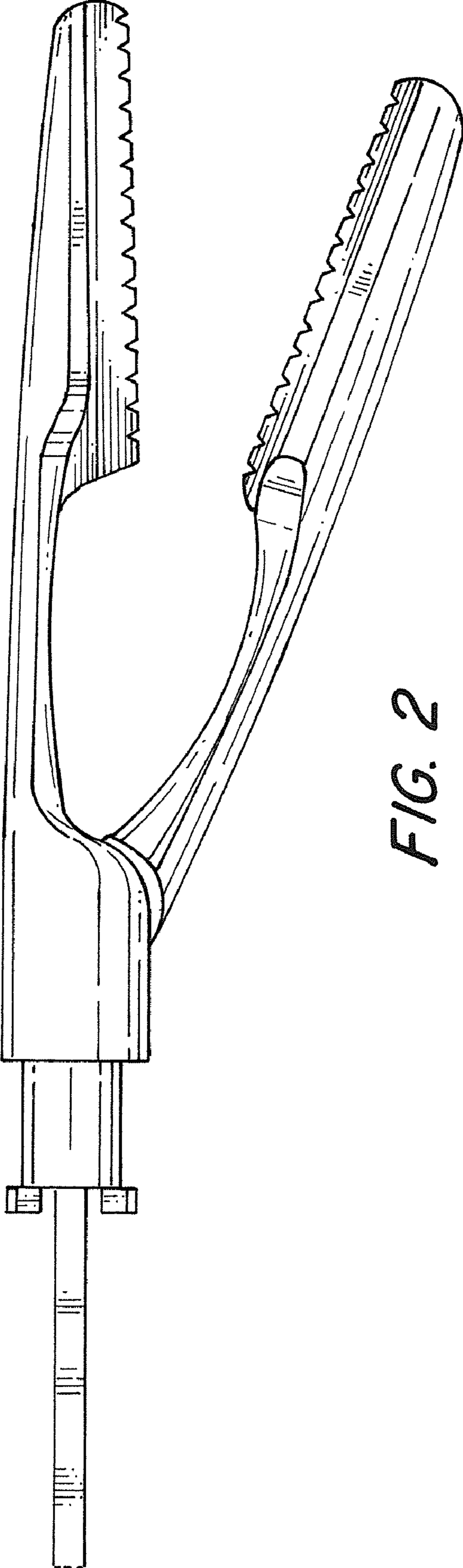


FIG. 2

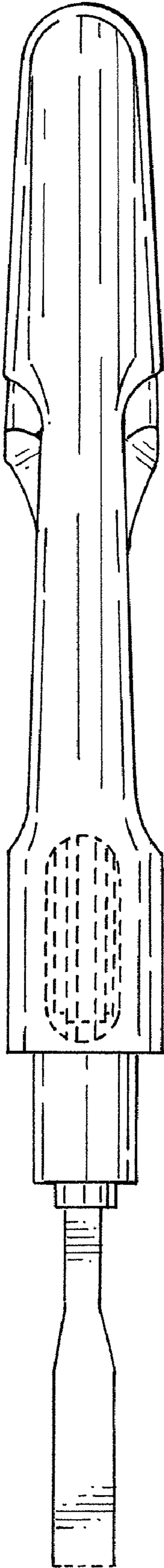


FIG. 3

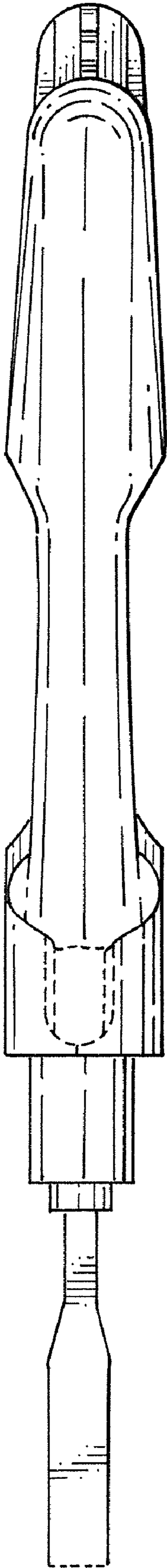


FIG. 4

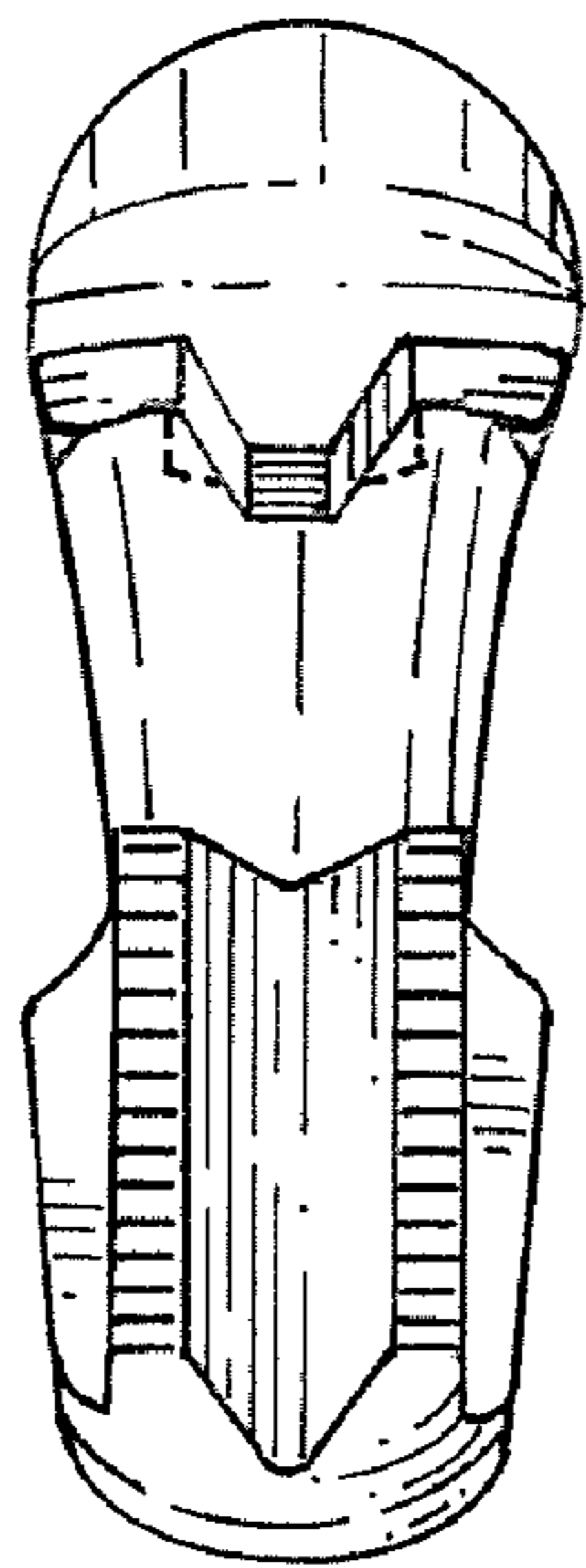


FIG. 5

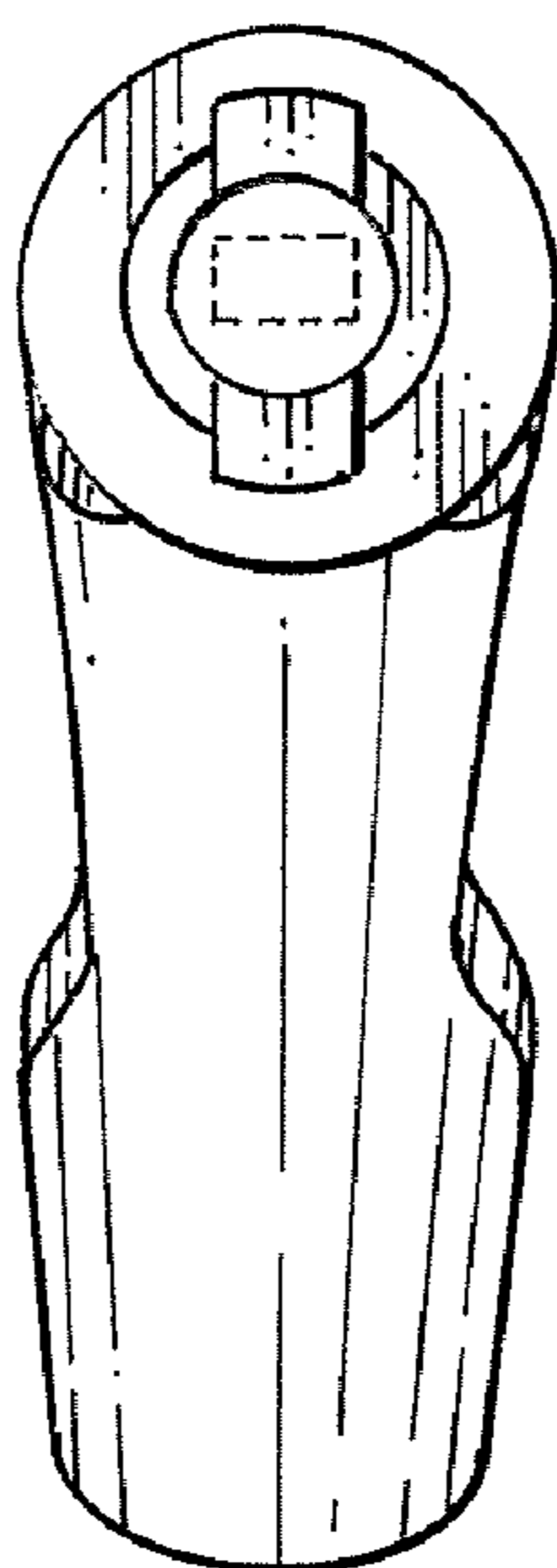


FIG. 6