

US00D632767S

(12) **United States Design Patent**  
**Sarniak, III**

(10) **Patent No.:** **US D632,767 S**

(45) **Date of Patent:** **\*\* Feb. 15, 2011**

(54) **SINK BOWL**

(76) **Inventor:** **Theodore Sarniak, III**, 130 Oakford  
Park Rd., Jeanette, PA (US) 15644

(\*\*) **Term:** **14 Years**

(21) **Appl. No.:** **29/362,101**

(22) **Filed:** **May 20, 2010**

(51) **LOC (9) Cl.** ..... **23-02**

(52) **U.S. Cl.** ..... **D23/293.1**

(58) **Field of Classification Search** ..... D23/284,  
D23/287, 293.1, 308; 4/619, 663; D7/587  
See application file for complete search history.

(56) **References Cited**

**U.S. PATENT DOCUMENTS**

- D487,501 S \* 3/2004 Ruxchaivan ..... D23/293.1
- D544,077 S \* 6/2007 Sarniak, III ..... D23/293.1
- D548,530 S \* 8/2007 Dien ..... D7/562
- D564,640 S \* 3/2008 Kakihana et al. .... D23/293.1

D613,837 S \* 4/2010 Slothower et al. .... D23/295  
\* cited by examiner

*Primary Examiner*—Robert A Delehanty  
(74) *Attorney, Agent, or Firm*—Walters & Wasylyna, LLC


(57) **CLAIM**


The ornamental design for a sink bowl, as shown and described.

**DESCRIPTION**


FIG. 1 is a side and top perspective view of the sink bowl;  
FIG. 2 is a side elevational view of the sink bowl of FIG. 1;  
FIG. 3 is a top view of the sink bowl of FIG. 1;  
FIG. 4 is a side and bottom perspective view of the sink bowl  
of FIG. 1;  
FIG. 5 is a bottom view of the sink bowl of FIG. 1; and,  
FIG. 6 is a close-up view of the exterior surface of the sink  
bowl of FIG. 1.

**1 Claim, 6 Drawing Sheets**






**Fig. 1**



**Fig. 2**



**Fig. 3**




Fig. 4





Fig. 5



**Fig. 6**