



US00D632754S

(12) **United States Design Patent**
Pride

(10) **Patent No.:** **US D632,754 S**

(45) **Date of Patent:** **** Feb. 15, 2011**

(54) **TELESCOPIC SIGHT RETICLE**

(76) Inventor: **John H. Pride**, 842 E. Gladstone St., La Verne, CA (US) 91750

(**) Term: **14 Years**

(21) Appl. No.: **29/348,454**

(22) Filed: **Jan. 8, 2010**

(51) **LOC (9) Cl.** **22-01**

(52) **U.S. Cl.** **D22/109**

(58) **Field of Classification Search** D22/108, D22/109; 33/227, 245-246, 297, 298; D16/130-134; 42/111, 113, 130, 122, 124, 134-145; 235/414; 356/21, 139.02, 250, 251, 252, 29; 421/122; 89/41, 19, 161, 200-204; 350/550; 359/424, 359/428; D14/404

See application file for complete search history.

(56) **References Cited**

U.S. PATENT DOCUMENTS

D567,324 S * 4/2008 Pride et al. D22/109

D567,325 S * 4/2008 Pride et al. D22/109
D567,326 S * 4/2008 Pride et al. D22/109
D567,896 S * 4/2008 Pride et al. D22/109
2002/0124452 A1 * 9/2002 Sammut 42/122
2009/0199451 A1 * 8/2009 Zaderey et al. 42/122

* cited by examiner

Primary Examiner—T. Chase Nelson

Assistant Examiner—Michael A Pratt

(74) *Attorney, Agent, or Firm*—Richard L. Mikesell

(57) **CLAIM**

The ornamental design for a telescopic sight reticle, as shown and described.

DESCRIPTION

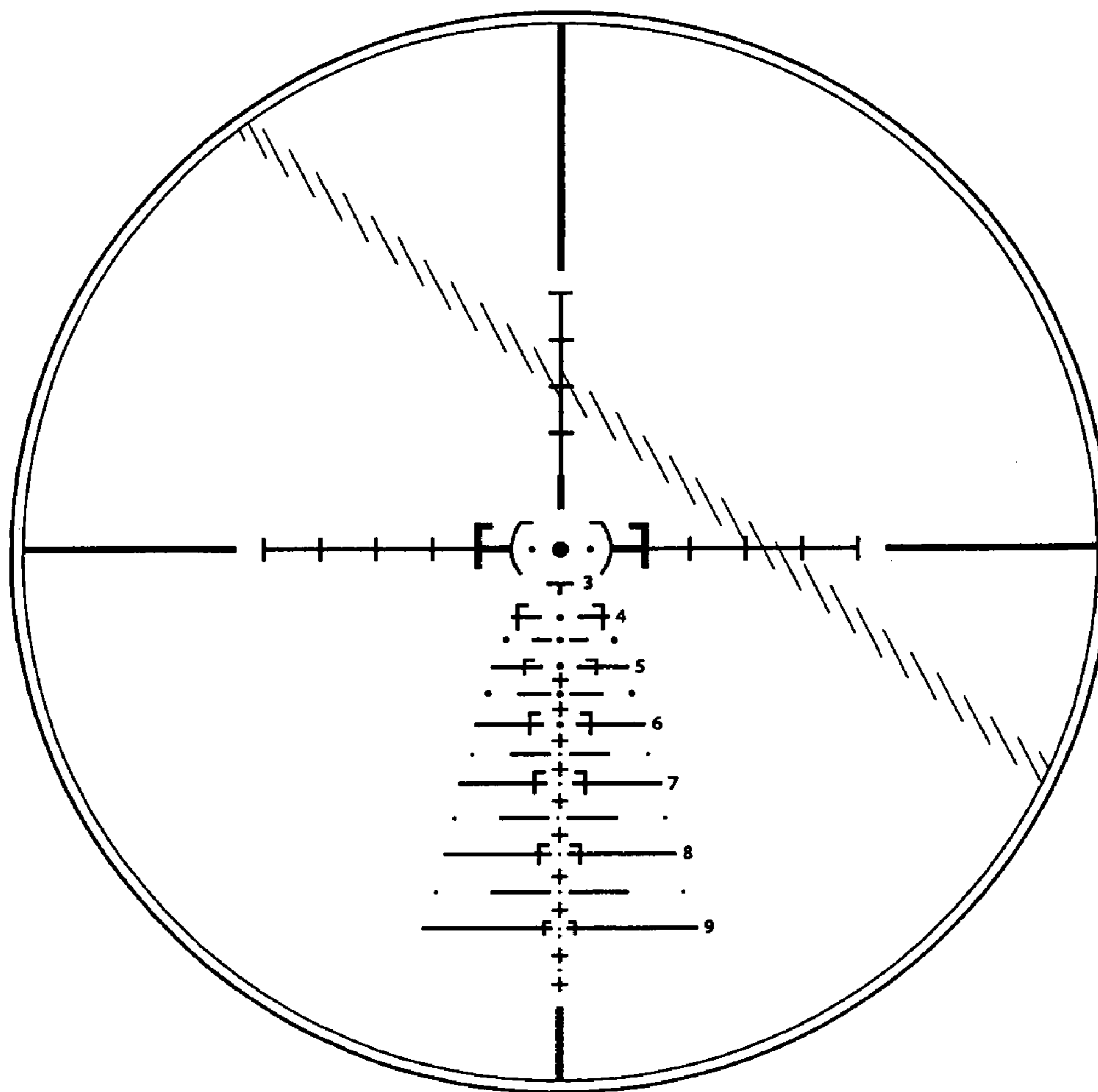
FIG. 1: Front elevation;

FIG. 2: Side view;

FIG. 3: Rear view; and,

FIG. 4: Front top right perspective view.

1 Claim, 2 Drawing Sheets



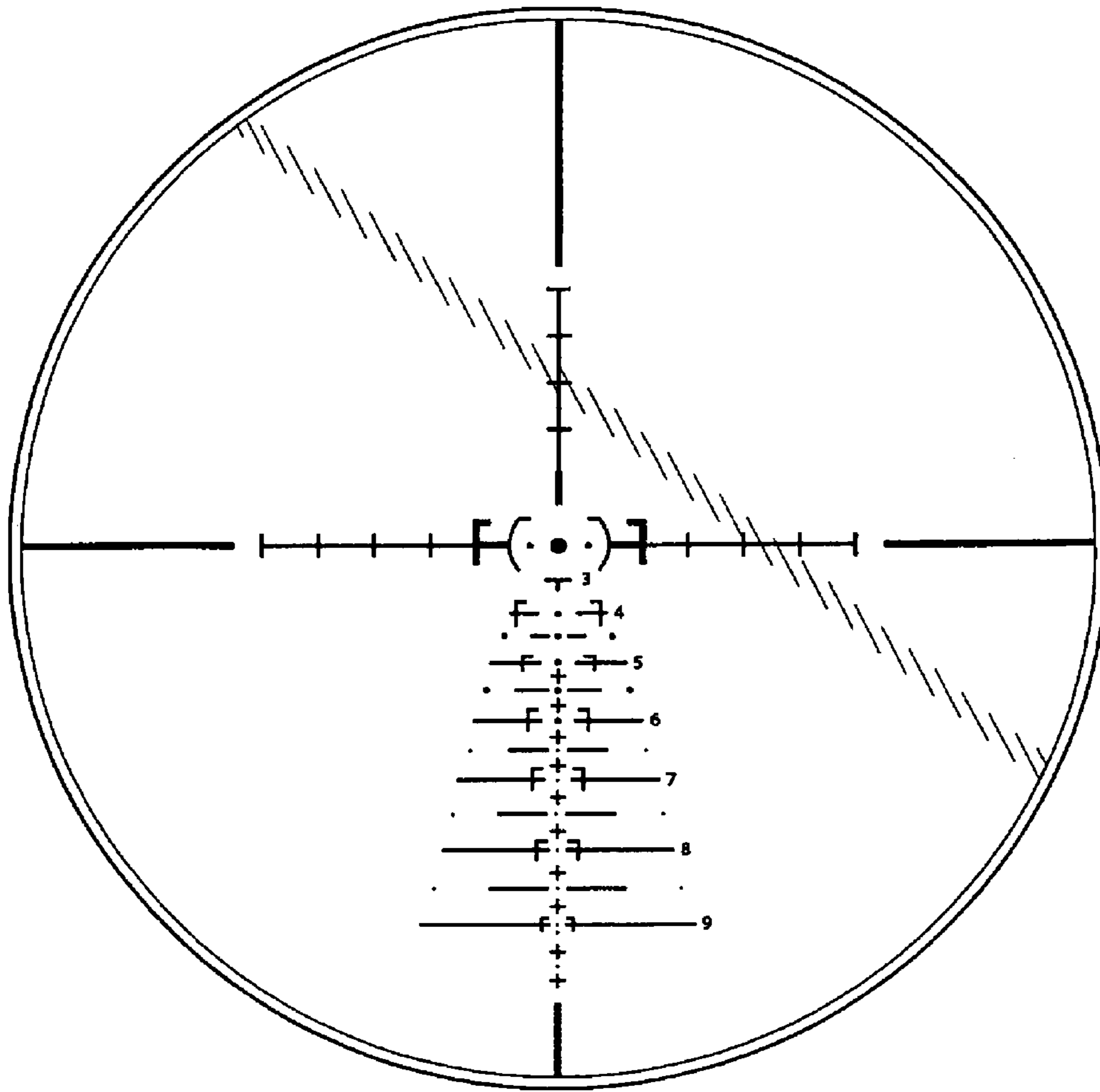


Fig. 1



Fig. 2

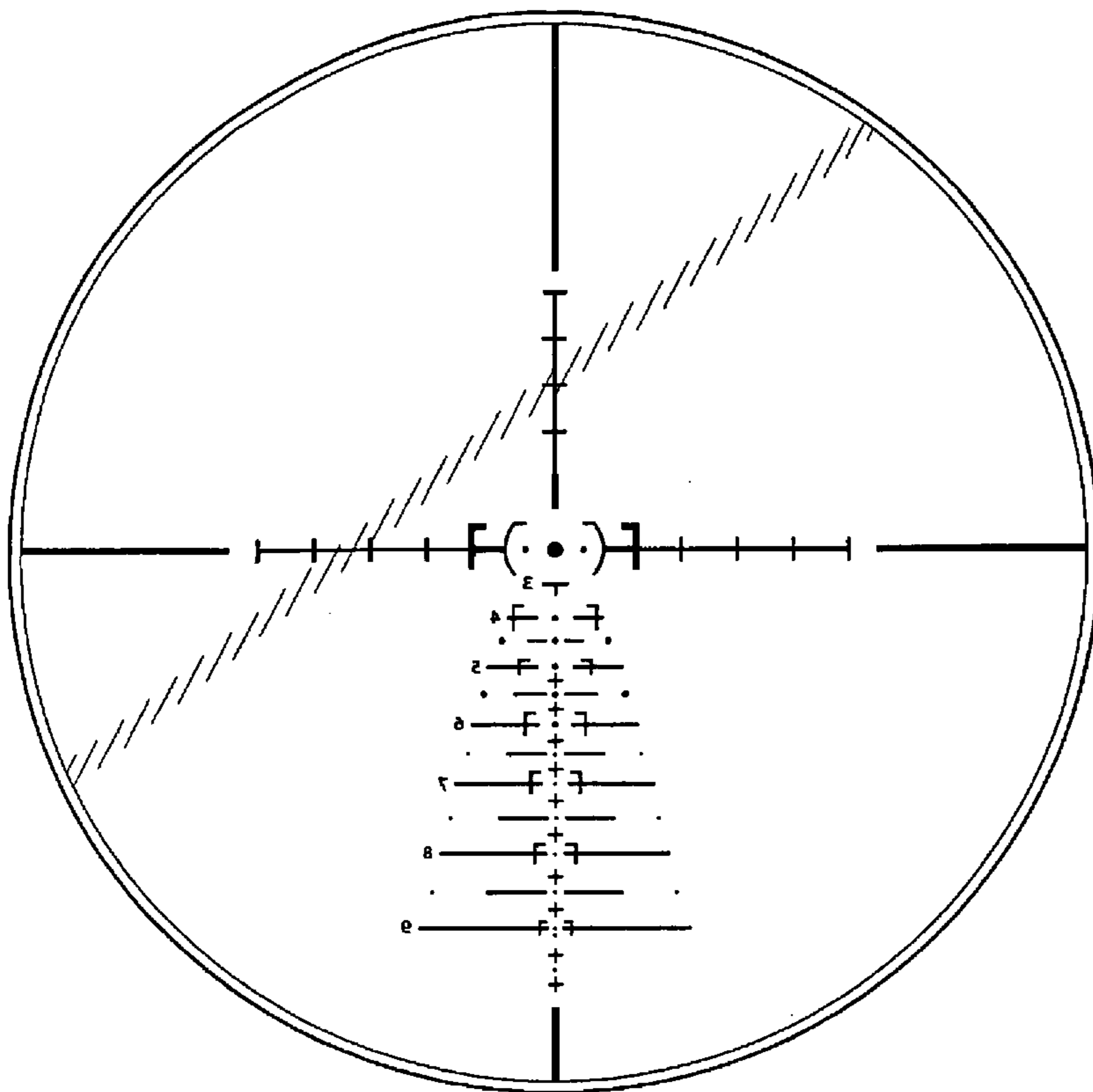


Fig. 3

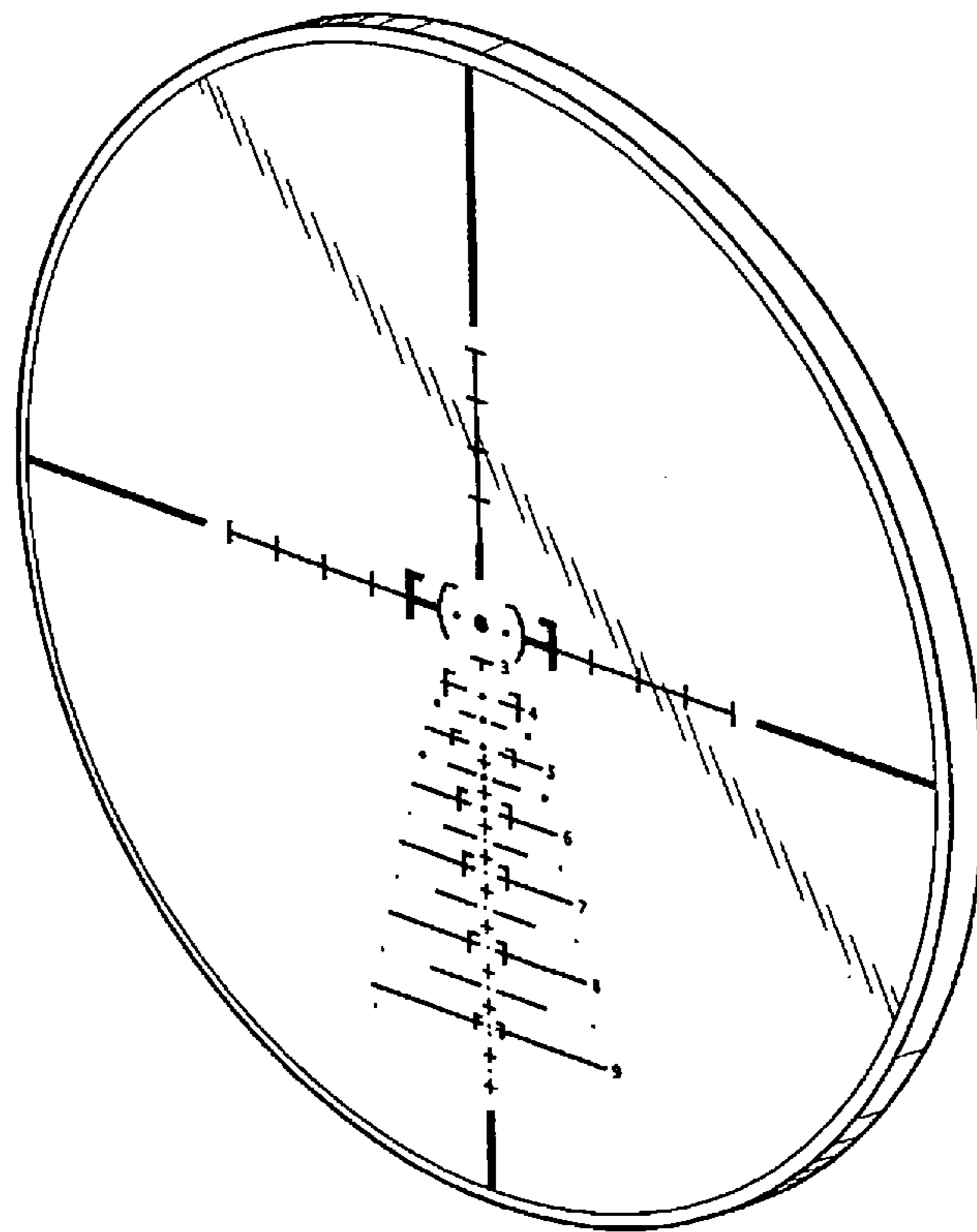


Fig. 4