



US00D632749S

(12) **United States Design Patent**  
**Montgomery**

(10) **Patent No.:** **US D632,749 S**

(45) **Date of Patent:** **\*\* Feb. 15, 2011**

(54) **TRAINING MAT FOR IMPROVING GOLF PUTTING**

(76) Inventor: **Neil E. Montgomery**, 106 Hardwood Dr., Venetia, PA (US) 15367

(\*\*) Term: **14 Years**

(21) Appl. No.: **29/355,952**

(22) Filed: **Feb. 17, 2010**

(51) **LOC (9) Cl.** ..... **21-02**

(52) **U.S. Cl.** ..... **D21/791**

(58) **Field of Classification Search** ..... D21/789,  
D21/791, 792; 473/159, 162, 171, 150, 173,  
473/174, 278

See application file for complete search history.

(56) **References Cited**

**U.S. PATENT DOCUMENTS**

1,338,963	A *	5/1920	Rolfe	.....	473/162
1,687,217	A	10/1928	Kurtz		
2,678,823	A	5/1954	Hugman		
3,232,619	A	2/1966	Burk		
3,427,030	A	2/1969	Ward		
3,584,877	A *	6/1971	Florian	.....	473/159
4,203,604	A *	5/1980	La Grange	.....	473/162
4,596,391	A	6/1986	Carolan, Jr.		
4,743,026	A *	5/1988	Eady	.....	473/162
4,877,250	A	10/1989	Centafanti		
4,957,288	A	9/1990	Kantner et al.		
4,988,106	A	1/1991	Coonrod		
5,042,813	A	8/1991	Huang		
D347,661	S	6/1994	Dickson		
5,607,360	A	3/1997	Shiffman		

D385,007	S *	10/1997	Perrin	.....	D21/792
5,738,594	A *	4/1998	Kinney	.....	473/171
5,863,256	A	1/1999	MacLean et al.		
D407,458	S *	3/1999	Soonlan	.....	D21/792
D460,139	S *	7/2002	Bradbury	.....	D21/792
6,419,590	B1	7/2002	Criger		
D462,734	S *	9/2002	Pelz	.....	D21/792
6,769,993	B1	8/2004	Lasalandra		
6,837,797	B2	1/2005	Hull		
D534,233	S *	12/2006	Bullock	.....	D21/792
D564,058	S *	3/2008	Stebbins	.....	D21/792

\* cited by examiner

*Primary Examiner*—Mitchell I Siegel

(74) *Attorney, Agent, or Firm*—Montgomery Patent and Design; Joseph T. Yaksich; Robert C. Montgomery

(57) **CLAIM**

The ornamental design for a training mat for improving golf putting, as shown and described.

**DESCRIPTION**

FIG. 1 is prospective view of a training mat for improving golf putting depicted in an in-use state, showing my new design;

FIG. 2 is a top view thereof;

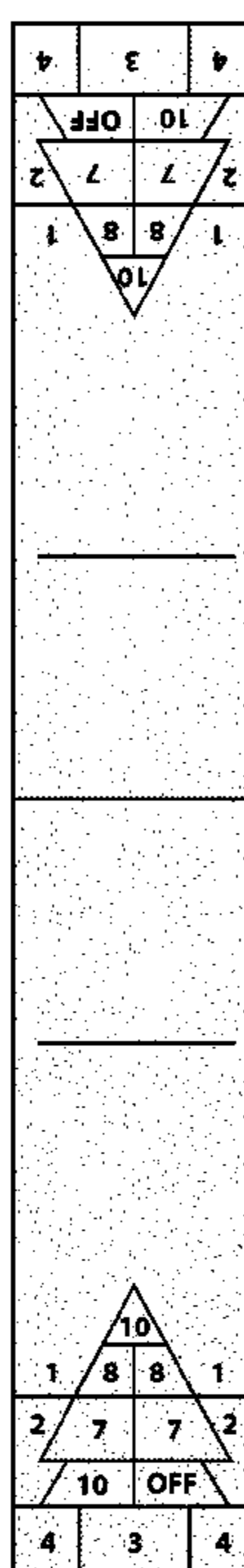
FIG. 3 is a bottom view thereof;

FIG. 4 is a front view thereof with a rear view being the mirror image; and,

FIG. 5 is a left side view thereof with a right side view being the mirror image.

The broken lines depicting a golfer are for illustrative purposes only and form no part of the claimed design.

**1 Claim, 4 Drawing Sheets**



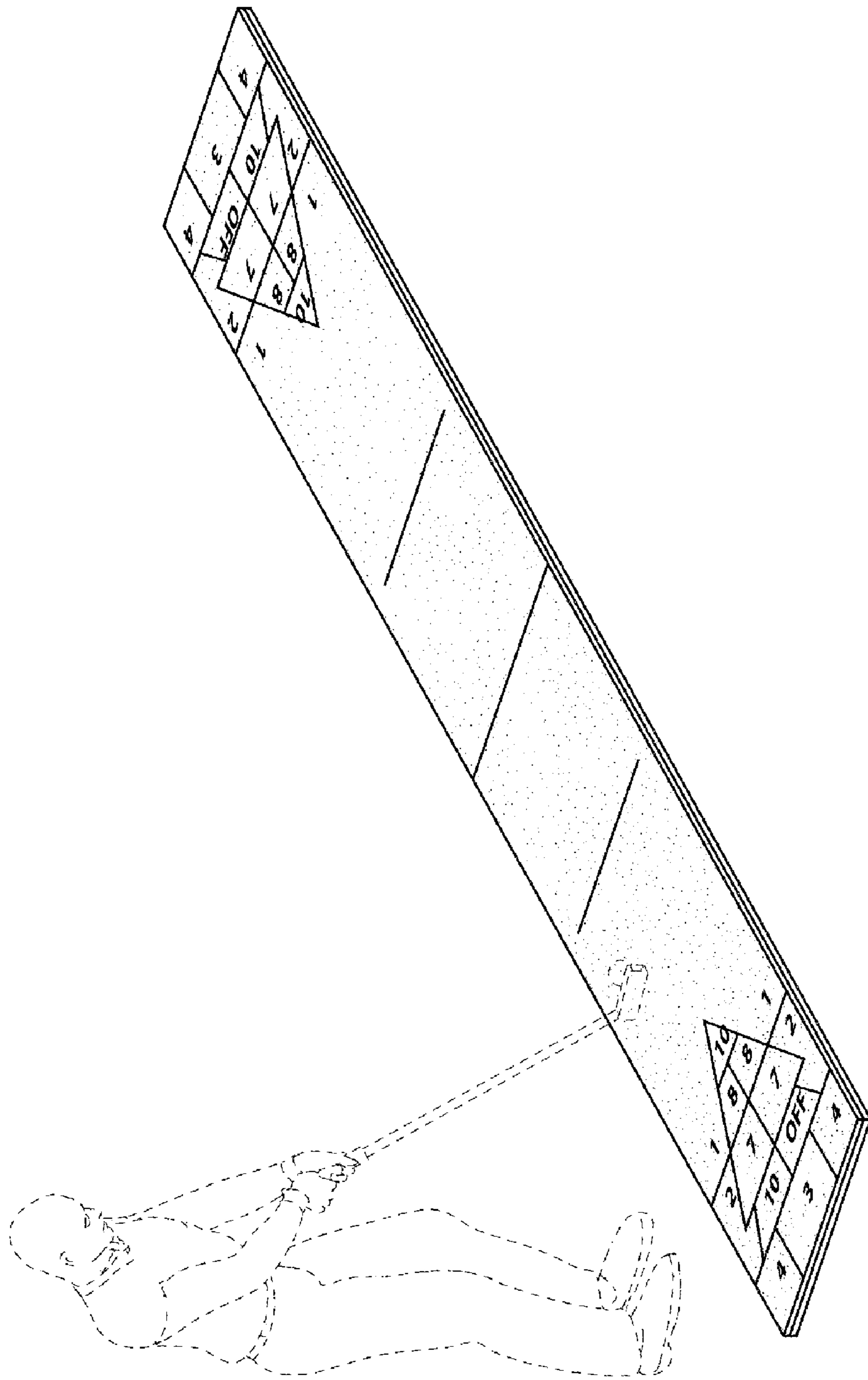


Fig. 1




Fig. 2

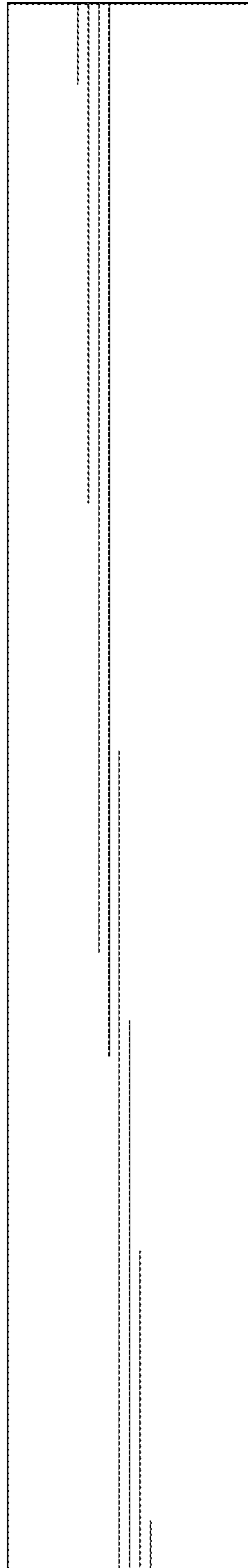


Fig. 3



Fig. 4



Fig. 5