



US00D632735S

(12) **United States Design Patent**
McGrane et al.

(10) **Patent No.:** **US D632,735 S**

(45) **Date of Patent:** **** *Feb. 15, 2011**

(54) **CLEAR SINGLE LAMINATE TRANSACTION OR ACCESS CARD WITH WOOD VENEER LAYER**

6,688,529 B1 2/2004 Goade, Sr.
D505,450 S 5/2005 Lauer et al.
D506,340 S * 6/2005 Brandon D6/511
7,134,603 B2 11/2006 Batoha

(75) Inventors: **Russell McGrane**, Highlands Ranch, CO (US); **Guy Meeker**, Lakewood, CO (US)

(Continued)

(73) Assignee: **CPI Card Group, Inc.**, Littleton, CO (US)

Primary Examiner—Caron Veynar

Assistant Examiner—Abraham Bahta

(74) *Attorney, Agent, or Firm*—Marsh Fischmann & Breyfogle LLP

(*) Notice: This patent is subject to a terminal disclaimer.

(57) **CLAIM**

(**) Term: **14 Years**

The ornamental design for the “clear single laminate transaction or access card with wood veneer layer,” as shown and described.

(21) Appl. No.: **29/339,418**

(22) Filed: **Jun. 30, 2009**

DESCRIPTION

(51) **LOC (9) Cl.** **19-08**

FIG. 1 is a perspective front view of the clear single laminate transaction or access card with wood veneer layer;

(52) **U.S. Cl.** **D19/10**

FIG. 2 is a front plan view of the clear single laminate transaction or access card with wood veneer layer;

(58) **Field of Classification Search** D19/1-2,

FIG. 3 is a back plan view of the clear single laminate transaction or access card with wood veneer layer;

D19/9-11, 100; D20/10-11, 17, 22, 27, D20/39, 40, 43; D14/435-438, 478; D6/407, D6/583, 588, 613, 616, 632; D7/698; D25/150; 40/124.01, 617, 625-626, 661, 672, 726, 40/776; 283/72, 74-75, 106-107, 109, 904; 235/380, 382, 449, 488, 492-493; 206/315, 206/449, 815; 428/106; 144/332

FIG. 4 is a side end view of the clear single laminate transaction or access card with wood veneer layer, the other side end view being identical to the side end view of FIG. 4; and,

See application file for complete search history.

FIG. 5 is a top end view of the clear single laminate transaction or access card with wood veneer layer, the bottom end view being identical to the top end view of FIG. 5.

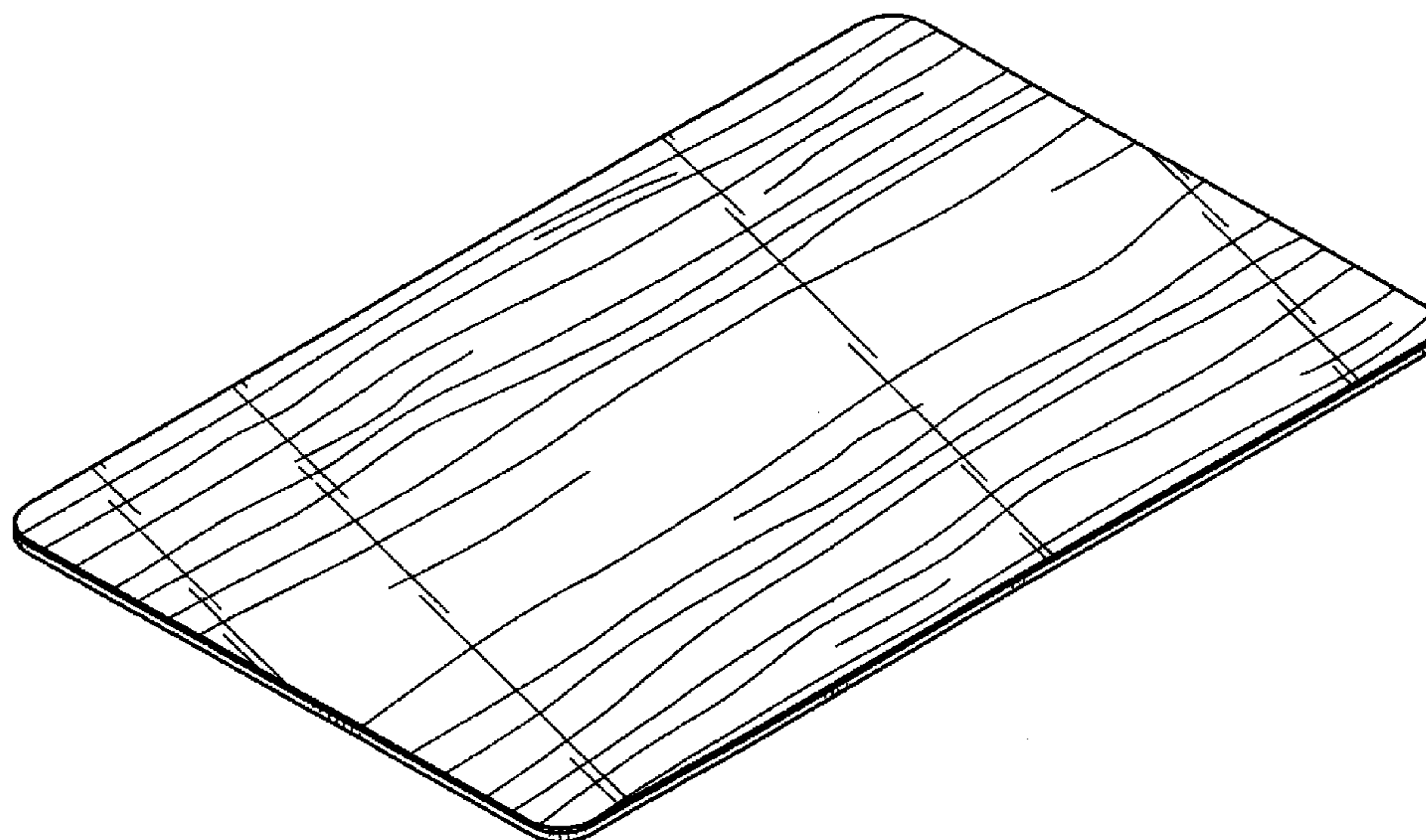
(56) **References Cited**

The claimed design is for a transaction or premises access card having a clear laminate layer on one side of a wood veneer layer, wherein the natural wood grain of the wood veneer layer is visible on both sides of the card. The features shown in broken lines in FIG. 3 depict environmental subject matter only and form no part of the claimed design.

U.S. PATENT DOCUMENTS

- 3,415,708 A * 12/1968 Rondum 428/76
- 3,452,861 A * 7/1969 Erwin 206/389
- D302,177 S * 7/1989 Evenson D19/92
- D389,279 S 1/1998 Ryder
- 6,561,657 B1 5/2003 Schofield
- 6,581,839 B1 6/2003 Lasch et al.

1 Claim, 3 Drawing Sheets



US D632,735 S

Page 2

U.S. PATENT DOCUMENTS

D573,182 S	7/2008	Ricketts et al.		D593,600 S *	6/2009	Lasch et al.	D19/10
7,429,036 B2	9/2008	McGrane		D602,522 S *	10/2009	Field et al.	D19/10
D582,474 S *	12/2008	Phillips et al.	D19/10	D613,793 S *	4/2010	Winter	D19/10
D582,977 S *	12/2008	Field et al.	D19/10	D616,933 S *	6/2010	Tegtmeyer	D19/10
				2002/0180206 A1	12/2002	Tronrud	

* cited by examiner

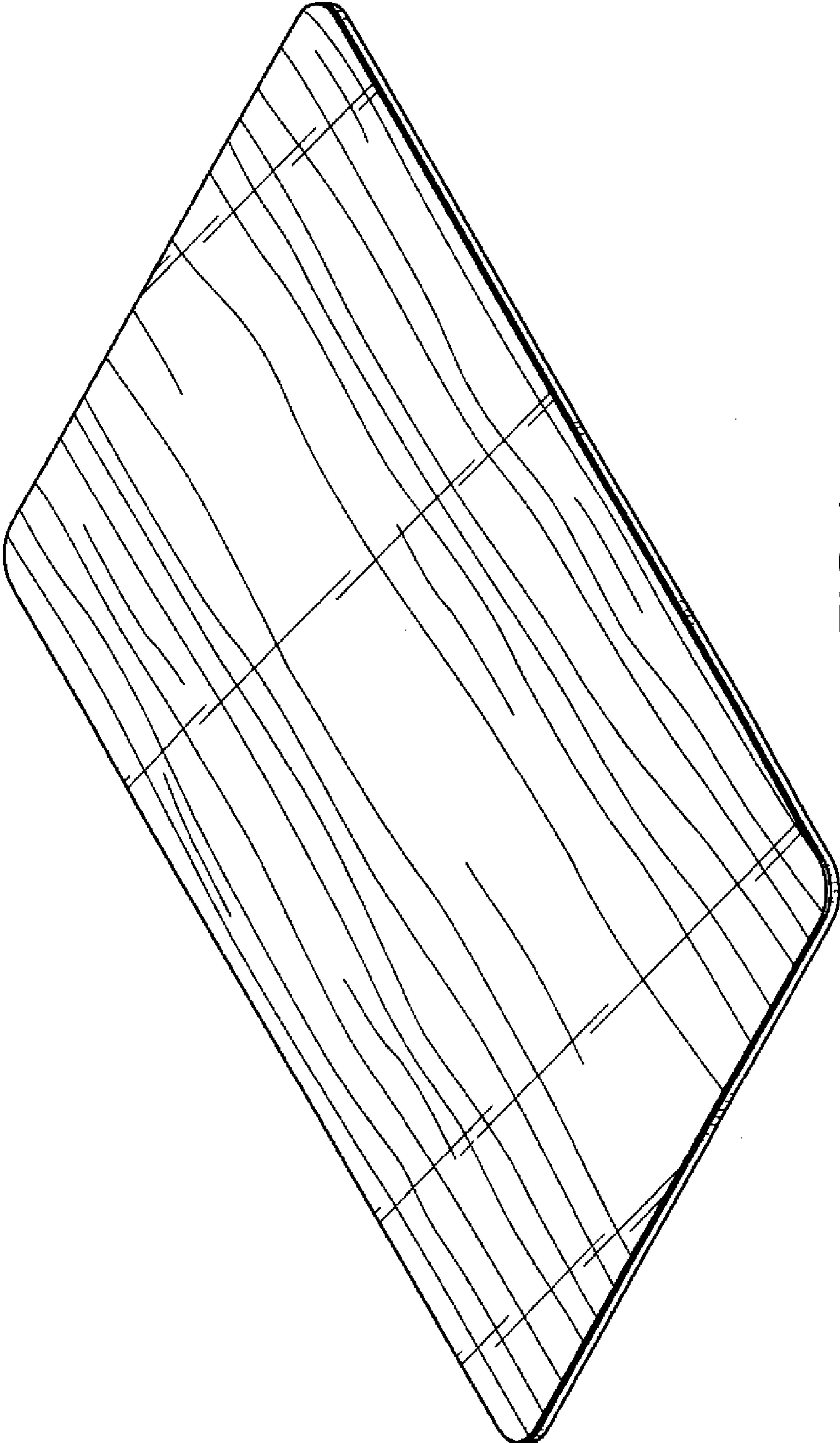


FIG. 1




FIG. 2

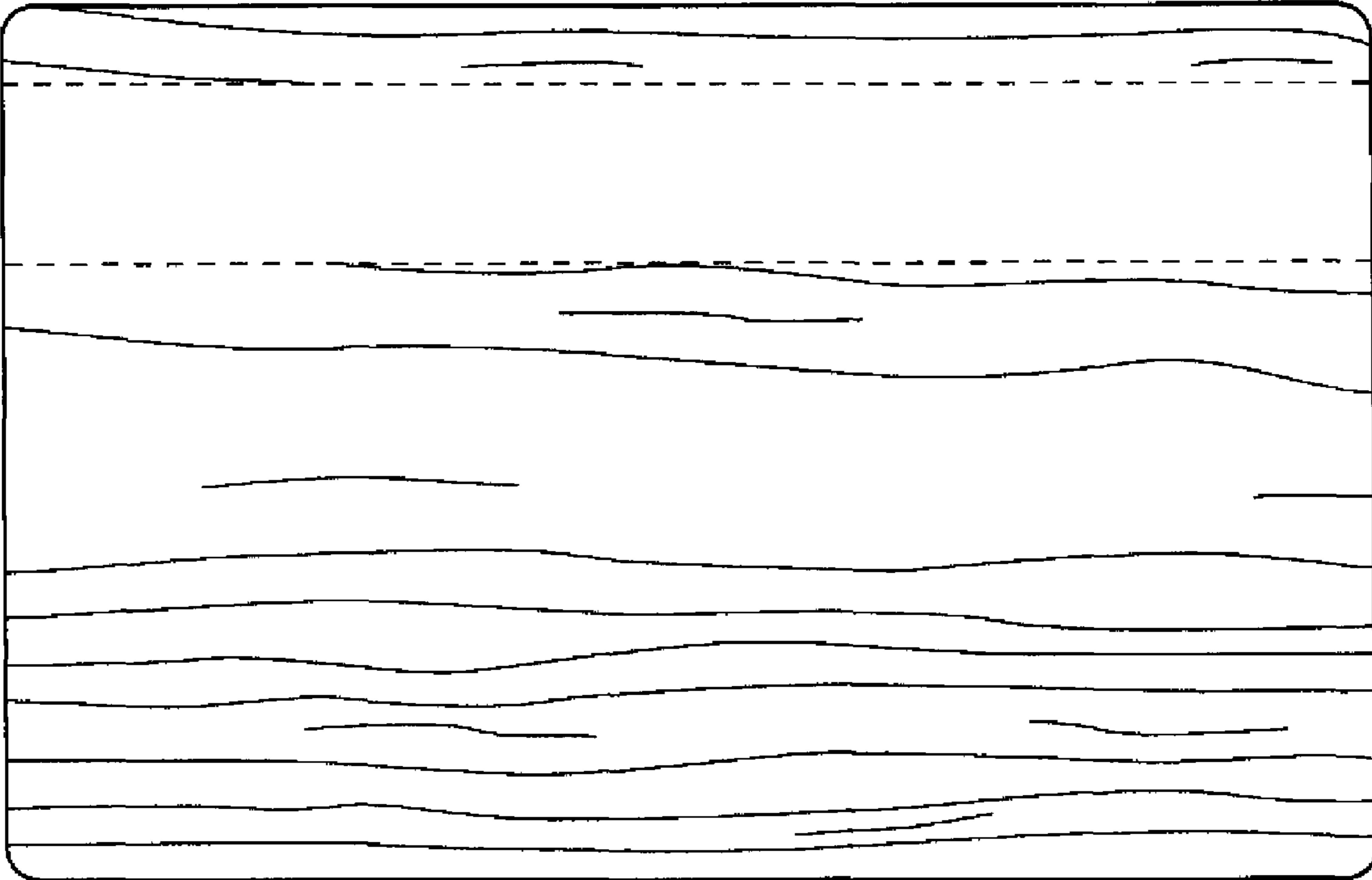


FIG. 3



FIG. 4



FIG. 5