



US00D632734S

(12) **United States Design Patent**
Qiao et al.

(10) **Patent No.:** **US D632,734 S**
(45) **Date of Patent:** **** Feb. 15, 2011**

(54) **BI-FOLD ELECTRONIC GREETING CARD**

(75) Inventors: **Tiger Qiao**, Shanghai (CN); **Jerry Guo**,
Shanghai (CN); **Dave Sapp**, North
Ridgeville, OH (US)

(73) Assignee: **American Greetings Corporation**,
Cleveland, OH (US)

(**) Term: **14 Years**

(21) Appl. No.: **29/365,731**

(22) Filed: **Jul. 14, 2010**

(51) **LOC (9) Cl.** **19-01**

(52) **U.S. Cl.** **D19/1**

(58) **Field of Classification Search** D19/1,
D19/3, 6, 27, 33-34, 100; 40/124.01-124.15,
40/661, 617, 599, 331, 359, 360, 672-673,
40/455, 463, 717, 124.191; 283/2-4, 74,
283/75, 103, 105-106; D20/10, 22, 27, 40,
D20/42; 229/92, 92.1, 92.8, 300-303; D11/131,
D11/117; 206/449, 308.3, 232; 383/103;
248/441.1, 460; 281/15.1, 51; D6/300, 309
See application file for complete search history.

(56) **References Cited**

U.S. PATENT DOCUMENTS

4,484,768 A * 11/1984 Norfleet 283/116
D292,596 S * 11/1987 Sunray D19/6
D322,454 S 12/1991 LeBlanc
D347,242 S 5/1994 Yarmunilert
D375,757 S * 11/1996 Johnson D19/6
D400,919 S * 11/1998 Pickel D19/1

D432,570 S * 10/2000 Donaldson D19/2
D482,723 S * 11/2003 Grier D19/2
D497,178 S * 10/2004 Weir D19/2
7,024,807 B2 * 4/2006 Street 40/124.06
7,106,208 B2 * 9/2006 Devos 340/686.1
D612,418 S * 3/2010 Kenney D19/1
D616,929 S 6/2010 Krivanek et al.
7,802,386 B2 * 9/2010 Mandelbaum et al. ... 40/124.03
D626,174 S * 10/2010 Ortiz et al. D19/6

* cited by examiner

Primary Examiner—Ian Simmons

Assistant Examiner—Abraham Bahta

(74) *Attorney, Agent, or Firm*—Roetzel & Andress; James C.
Scott

(57) **CLAIM**

The ornamental design for a bi-fold electronic greeting card,
as shown and described.

DESCRIPTION

FIG. 1 is a perspective view of the bi-fold electronic greeting
card.

FIG. 2 is a front view of FIG. 1.

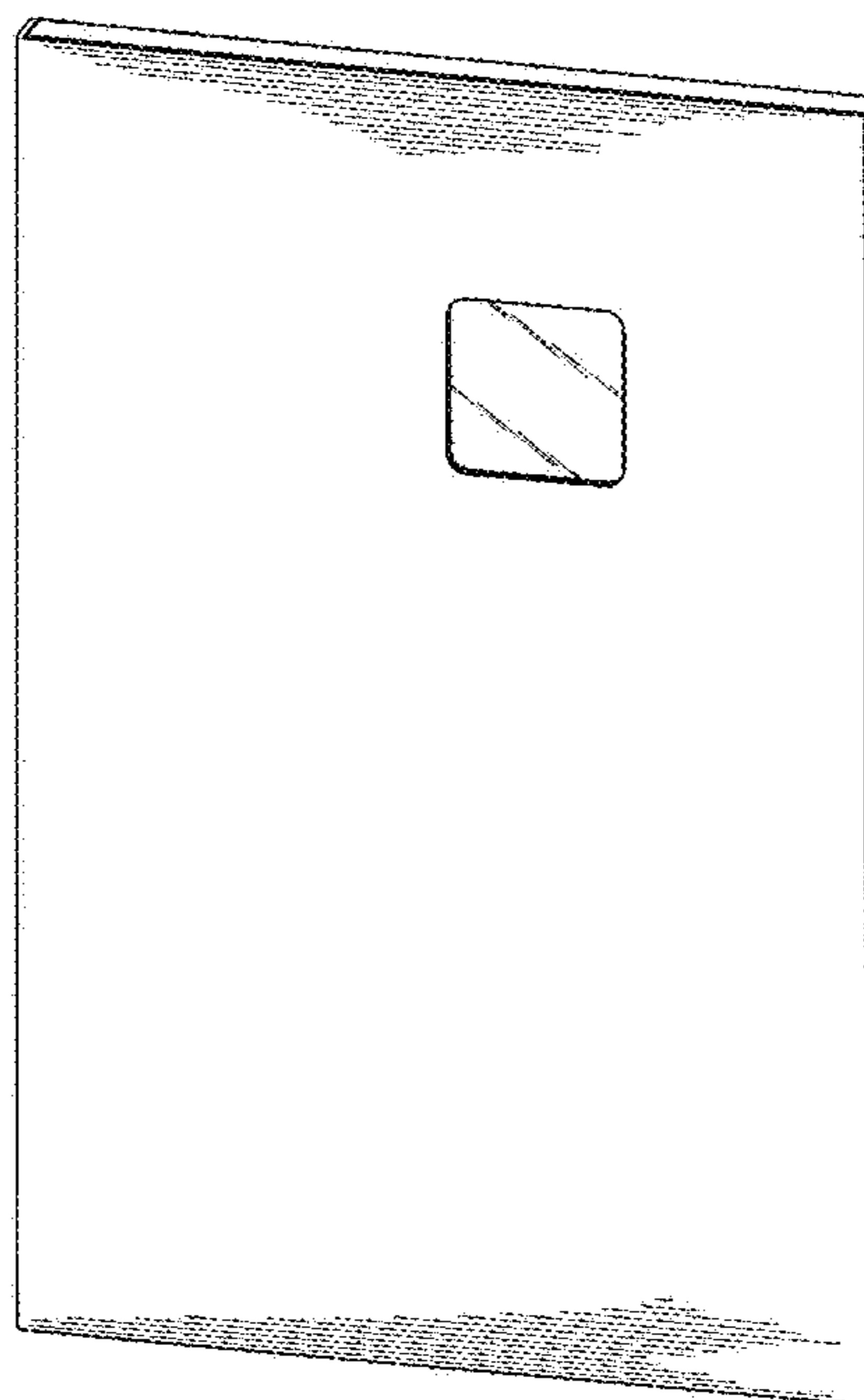
FIG. 3 is a left side view of FIG. 1.

FIG. 4 is a right side view of FIG. 1.

FIG. 5 is a top view of FIG. 1, identical to the bottom view
thereof; and,

FIG. 6 is a perspective view of the bi-fold electronic greeting
card of FIG. 1, in an opened position.

1 Claim, 2 Drawing Sheets



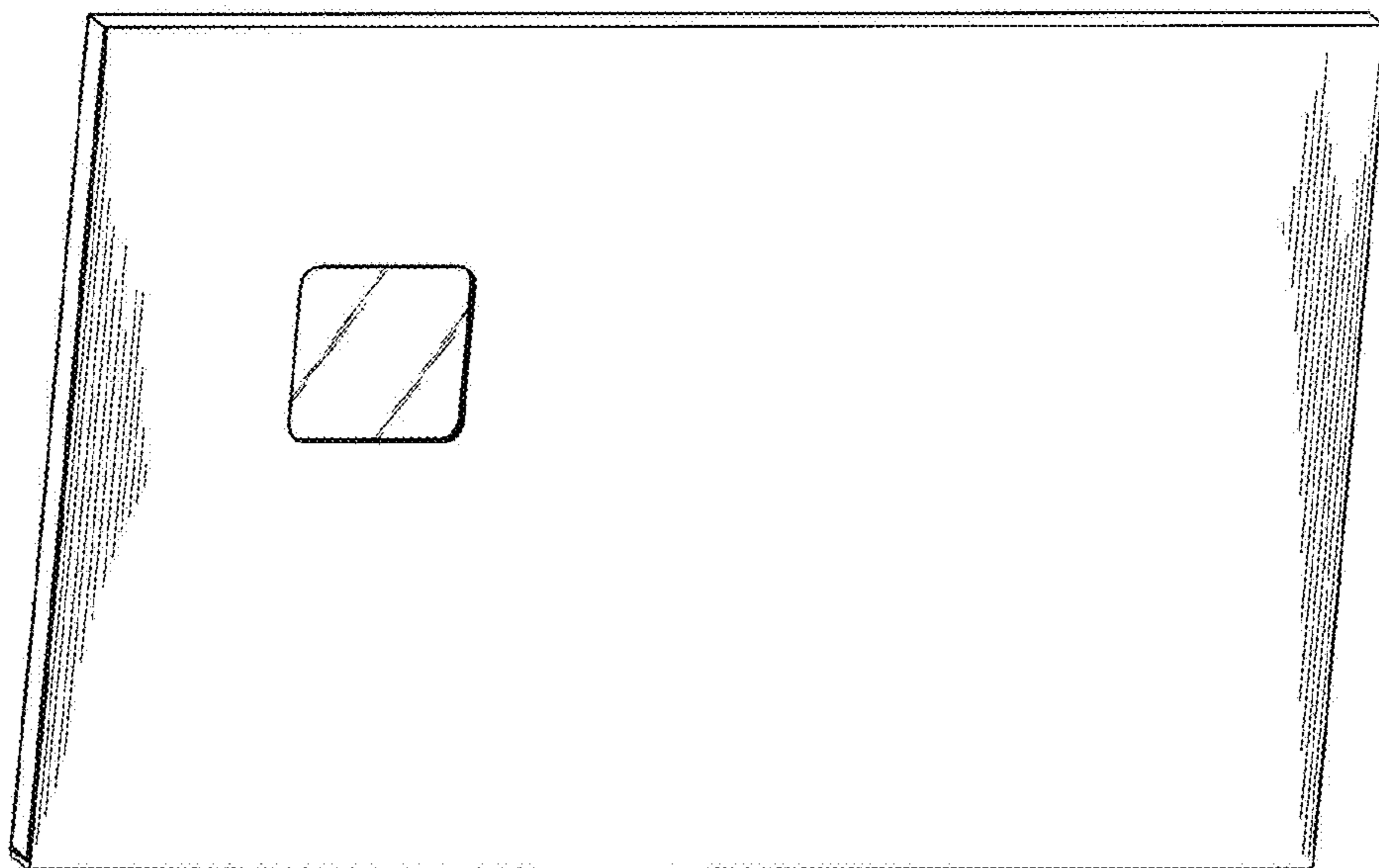


Fig. 1

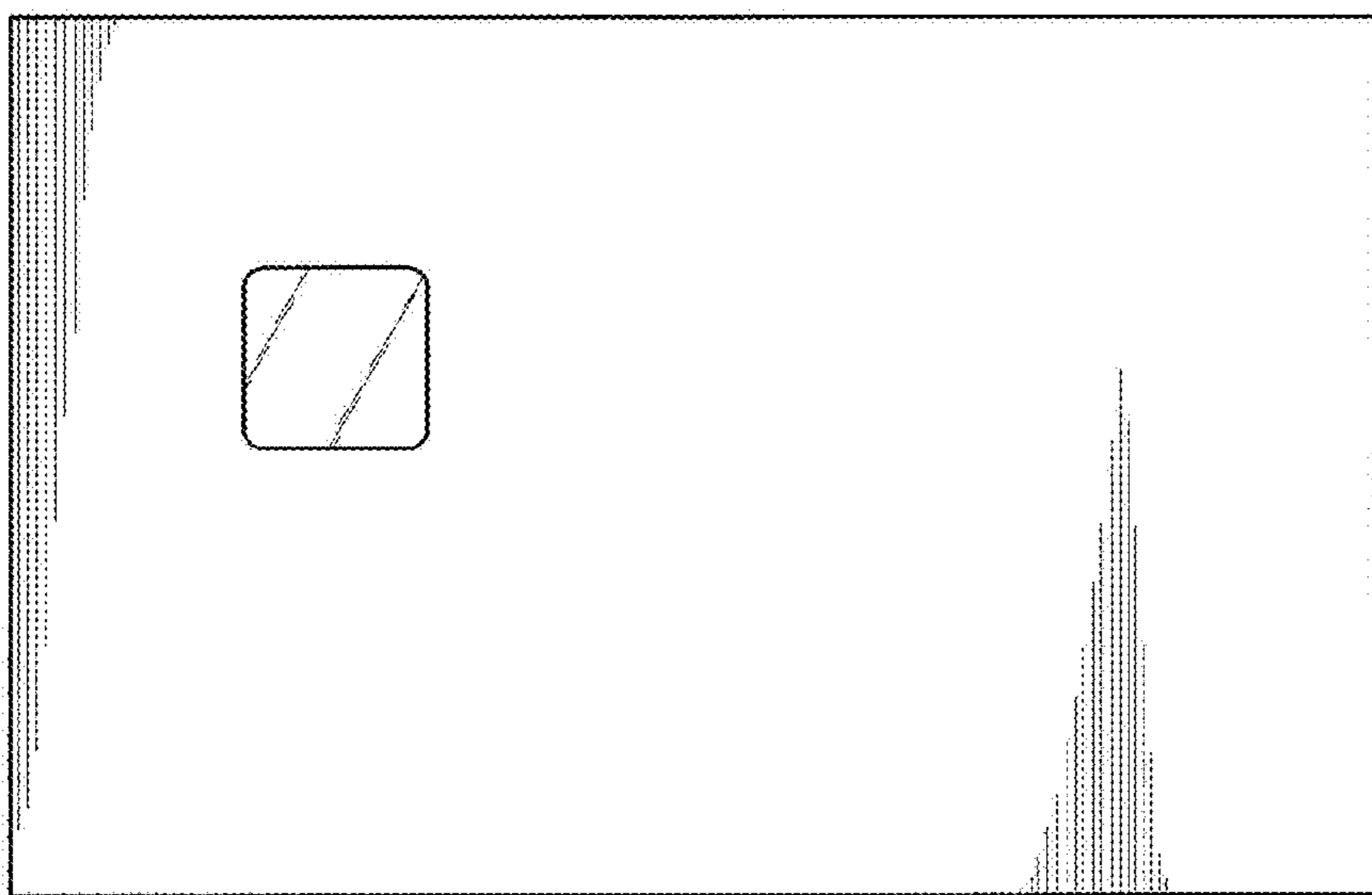


Fig. 2




Fig. 3



Fig. 4



Fig. 5

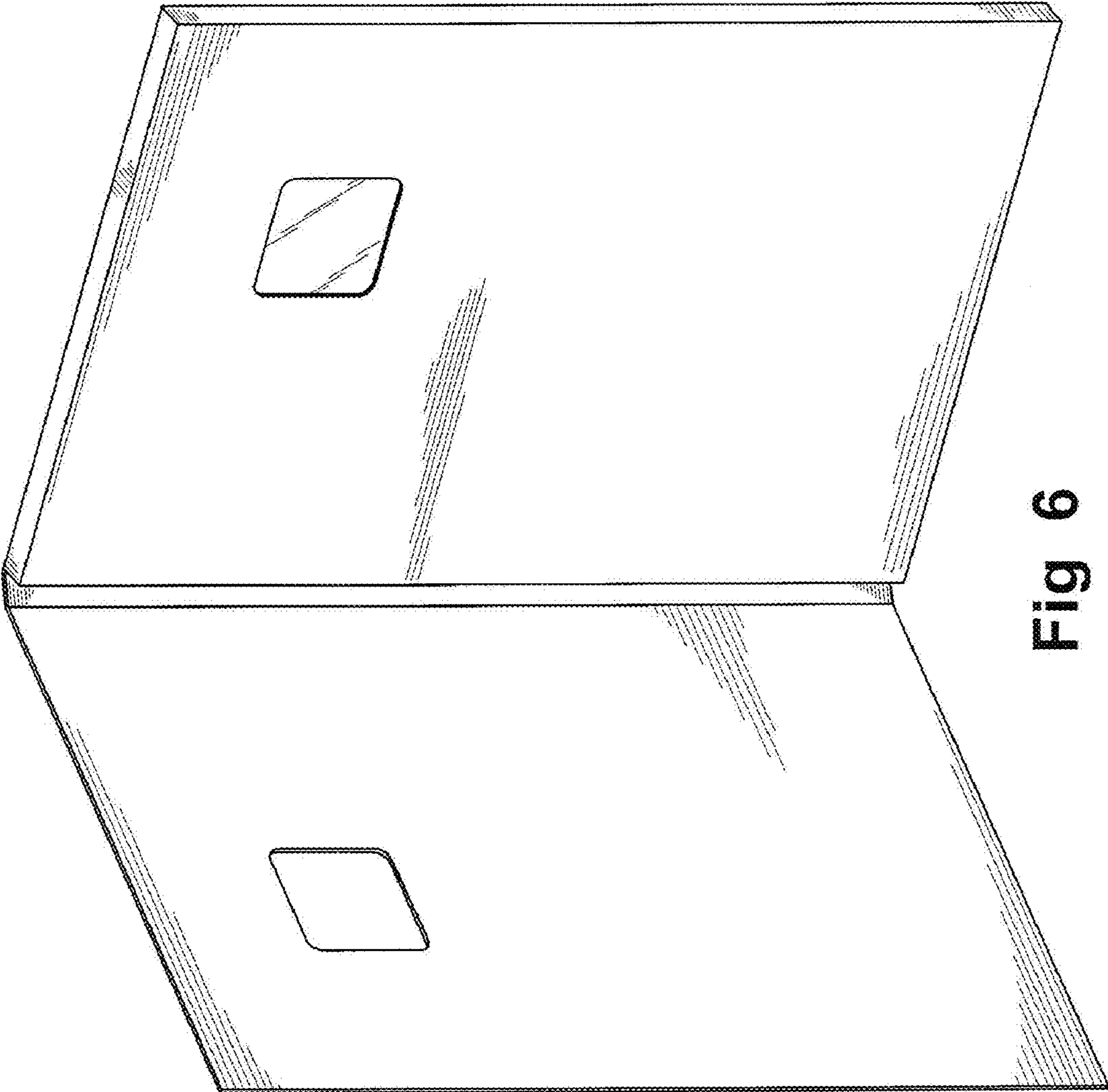


Fig 6