



US00D632712S

(12) **United States Design Patent**
Leonhartsberger et al.

(10) **Patent No.:** **US D632,712 S**

(45) **Date of Patent:** **** Feb. 15, 2011**

(54) **ELEMENT OF A CONTACT TUBE**

(75) Inventors: **Andreas Leonhartsberger**, St. Florian bei Linz (AT); **Manfred Hubinger**, Kremsmuenster (AT); **Wolfgang Grossauer**, Windischgarsten (AT)

(73) Assignee: **Fronius International GmbH**, Pettenbach (AT)

(**) Term: **14 Years**

(21) Appl. No.: **29/349,984**

(22) Filed: **May 25, 2010**

(30) **Foreign Application Priority Data**

Nov. 26, 2009 (EP) 1640392-0002

(51) **LOC (9) Cl.** **15-09**

(52) **U.S. Cl.** **D15/144**

(58) **Field of Classification Search** D9/447, D9/449, 453; D15/144, 144.1, 144.2; D23/213; 219/74, 119, 137.31, 137.43, 137.44, 137.61; 228/41; 422/198, 201, 202, 205
See application file for complete search history.

(56) **References Cited**

U.S. PATENT DOCUMENTS

2,909,645 A * 10/1959 Berg 219/137.43

5,192,852 A * 3/1993 Pike 219/137.61
6,045,415 A * 4/2000 May et al. 439/852
6,710,300 B2 * 3/2004 Steenis et al. 219/137.61
D612,730 S * 3/2010 Rushe D9/453
2002/0088787 A1 * 7/2002 Ziegler et al. 219/137.61
2008/0230529 A1 * 9/2008 Rich 219/137.61
2009/0045183 A1 * 2/2009 Artelsmair et al. 219/137.44
2009/0107971 A1 * 4/2009 Ruhrnoss et al. 219/137.31
2010/0193571 A1 * 8/2010 Gunzelmann 228/41

* cited by examiner

Primary Examiner—Patricia Palasik

(74) *Attorney, Agent, or Firm*—Collard & Roe, P.C.

(57) **CLAIM**

The ornamental design for a element of a contact tube, as shown and described.

DESCRIPTION

FIG. 1 shows a top, rear and side perspective view of a element of a contact tube, showing our new design;

FIG. 2 shows a side view thereof;

FIG. 3 shows a top view thereof;

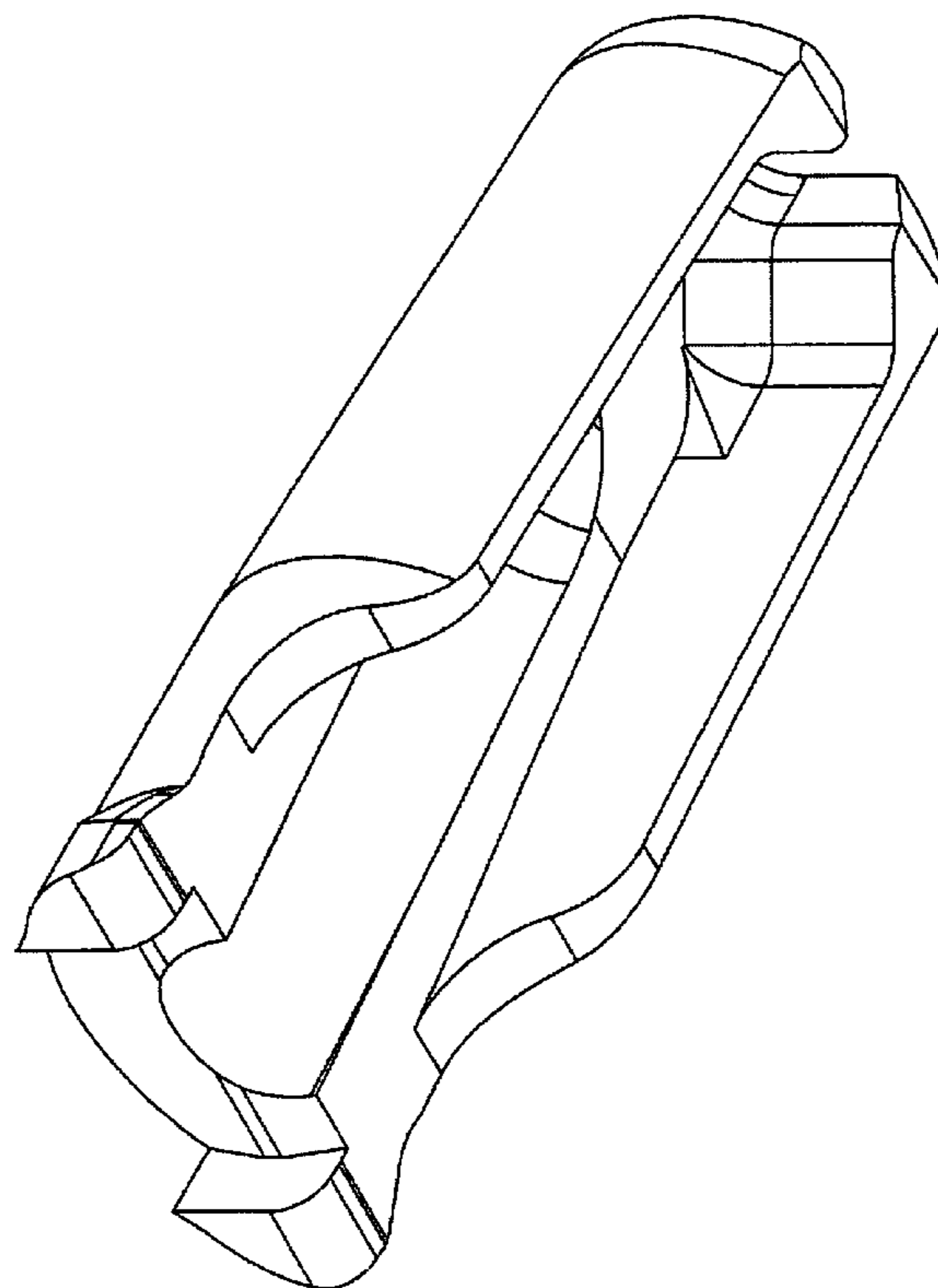
FIG. 4 shows an opposite side view thereof;

FIG. 5 shows a bottom view thereof;

FIG. 6 shows a rear view thereof; and,

FIG. 7 shows a front view thereof.

1 Claim, 7 Drawing Sheets



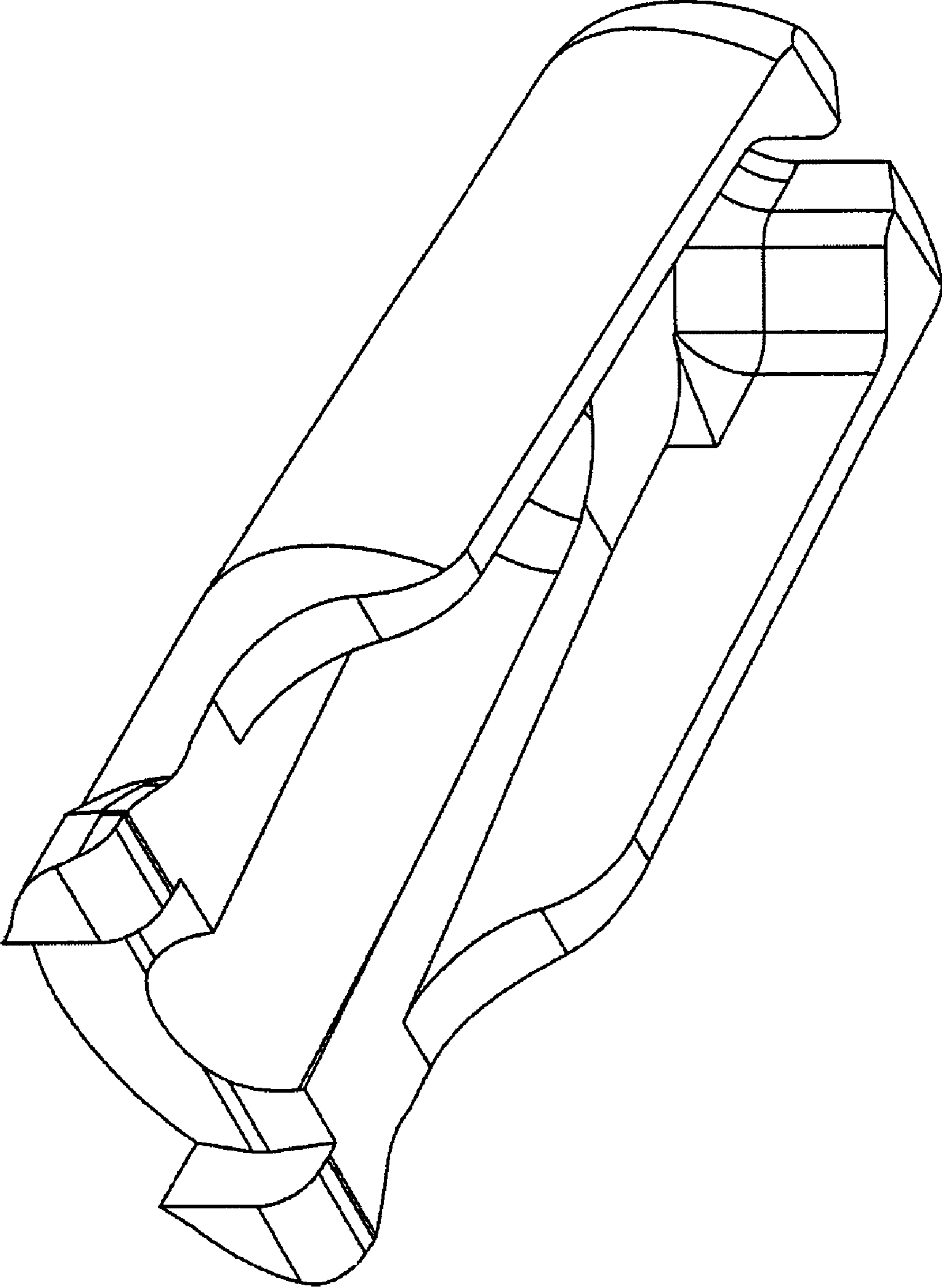


FIG. 1




FIG. 2




FIG. 3




FIG. 4




FIG. 5




FIG. 6

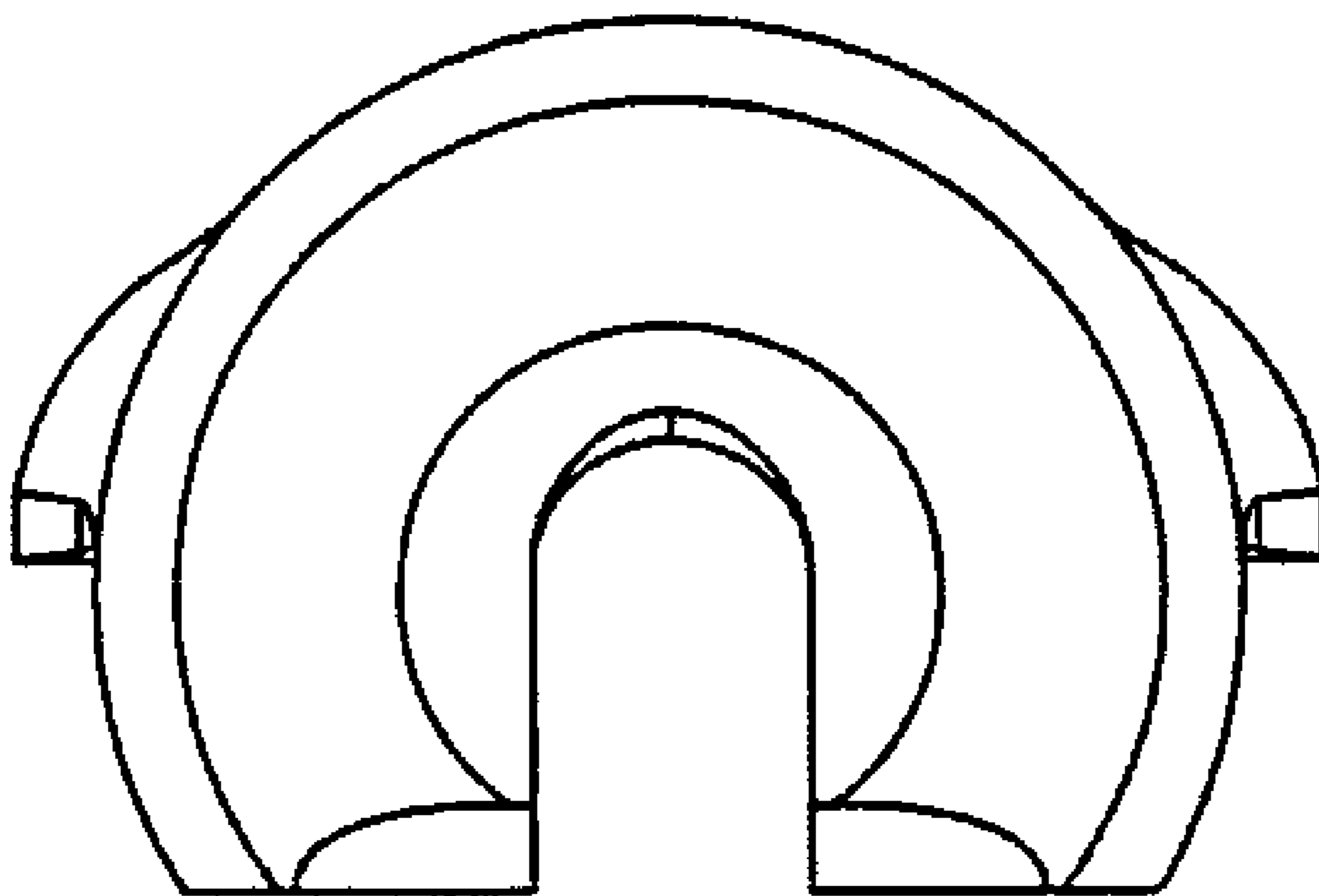


FIG. 7