



US00D632687S

(12) **United States Design Patent**  
**Seong**

(10) **Patent No.:** **US D632,687 S**

(45) **Date of Patent:** **\*\* Feb. 15, 2011**

(54) **E-BOOK READER**

(75) Inventor: **Bo-Kyung Seong**, Seoul (KR)

(73) Assignee: **Samsung Electronics Co., Ltd.**,  
Suwon-si (KR)

(\*\*) Term: **14 Years**

(21) Appl. No.: **29/359,769**

(22) Filed: **Apr. 15, 2010**

(30) **Foreign Application Priority Data**

Mar. 5, 2010 (KR) ..... 30-2010-0009493

(51) **LOC (9) Cl.** ..... **14-02**

(52) **U.S. Cl.** ..... **D14/346**

(58) **Field of Classification Search** ..... D14/341,  
D14/342, 343, 344, 345, 346, 347, 126, 129,  
D14/130, 203.1, 203.3, 203.4, 203.7, 137,  
D14/138 R, 138 AA, 138 AB, 138 AC, 138 AD,  
D14/138 C, 138 G; 345/901; 361/679.55,  
361/679.56, 679.3; 455/556.1, 556.2; 379/908,  
379/433.04

See application file for complete search history.

(56) **References Cited**

**U.S. PATENT DOCUMENTS**

D494,967 S \* 8/2004 Tomaka ..... D14/341  
D543,183 S \* 5/2007 Cho et al. .... D14/138 AA

D548,234 S \* 8/2007 Kurihara ..... D14/371  
D583,812 S \* 12/2008 Asibey ..... D14/346  
D584,302 S \* 1/2009 Sogabe ..... D14/341  
D591,741 S \* 5/2009 Whitehorn et al. .... D14/346  
D601,559 S \* 10/2009 Green et al. .... D14/346  
D602,491 S \* 10/2009 Jiang et al. .... D14/346  
D613,286 S \* 4/2010 Lee et al. .... D14/341  
7,748,634 B1 \* 7/2010 Zehr et al. .... 235/492  
D622,722 S \* 8/2010 Green et al. .... D14/346  
D623,184 S \* 9/2010 Green et al. .... D14/346  
D624,074 S \* 9/2010 Green et al. .... D14/346

\* cited by examiner

*Primary Examiner*—Angela J Lee

(74) *Attorney, Agent, or Firm*—NSIP Law

(57) **CLAIM**

The ornamental design for an E-book reader, as shown and described.

**DESCRIPTION**

FIG. 1 is a perspective view of an E-book reader;  
FIG. 2 is a front view of the E-book reader of FIG. 1;  
FIG. 3 is a rear view of the E-book reader of FIG. 1;  
FIG. 4 is a left-side view of the E-book reader of FIG. 1;  
FIG. 5 is a right-side view of the E-book reader of FIG. 1;  
FIG. 6 is a top plan view of the E-book reader of FIG. 1; and,  
FIG. 7 is a bottom plan view of the E-book reader of FIG. 1.

**1 Claim, 5 Drawing Sheets**

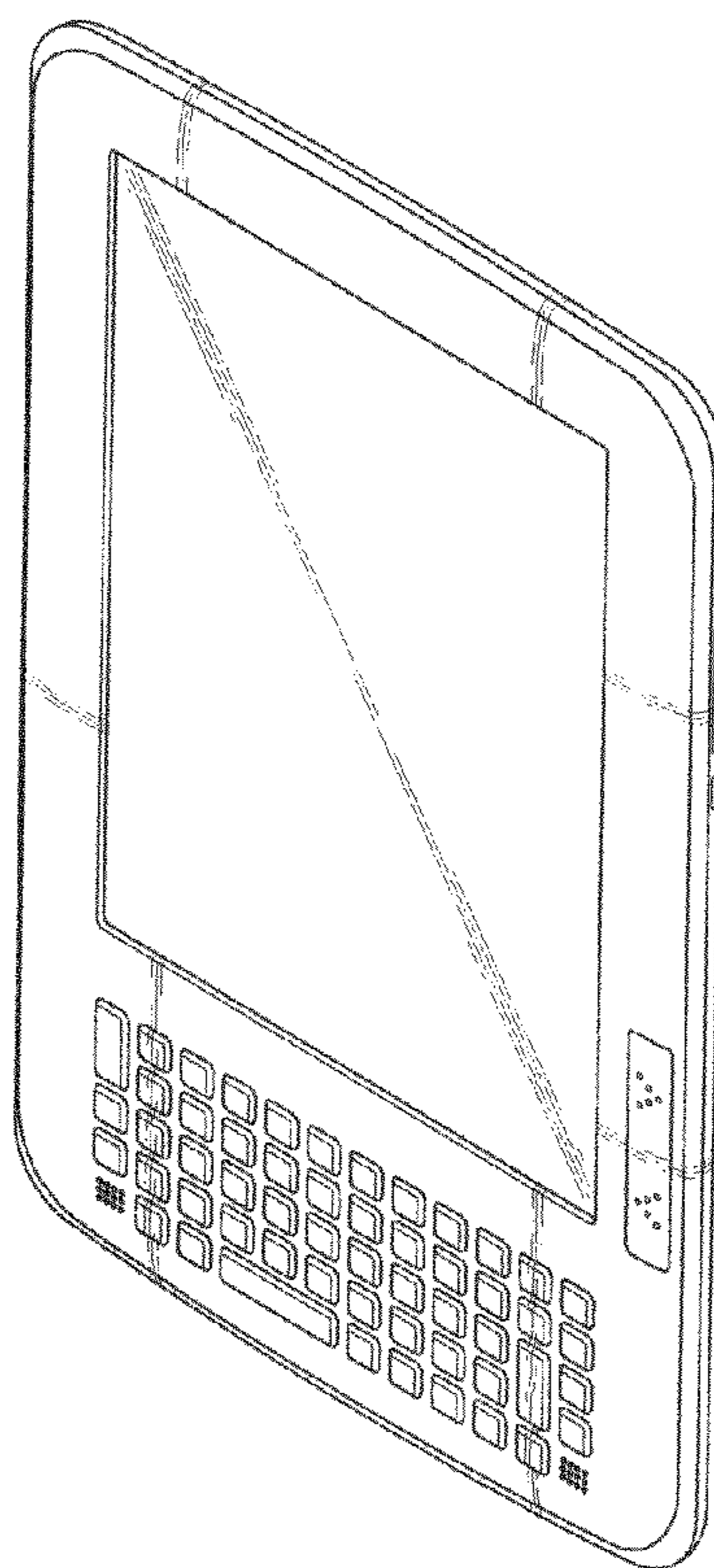


FIG. 1

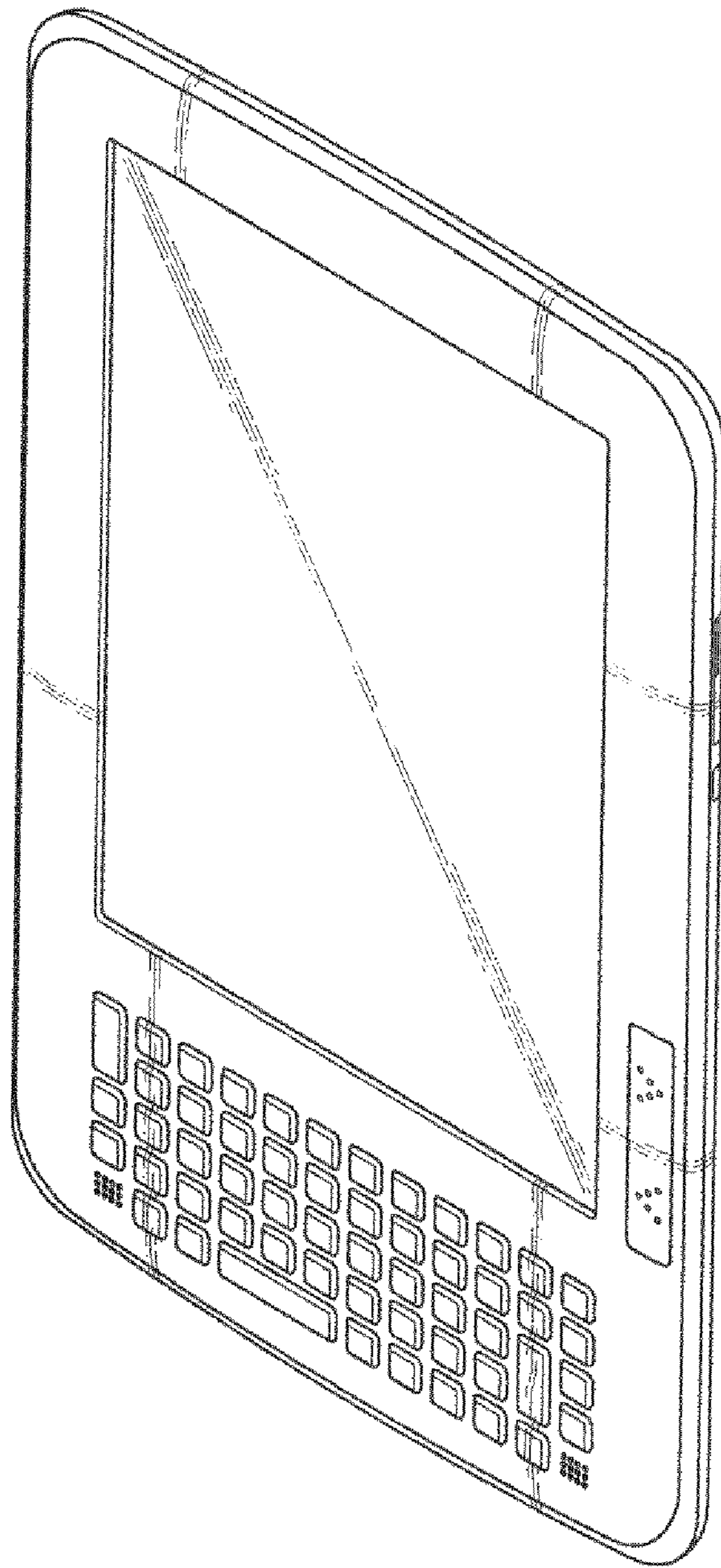


FIG. 2

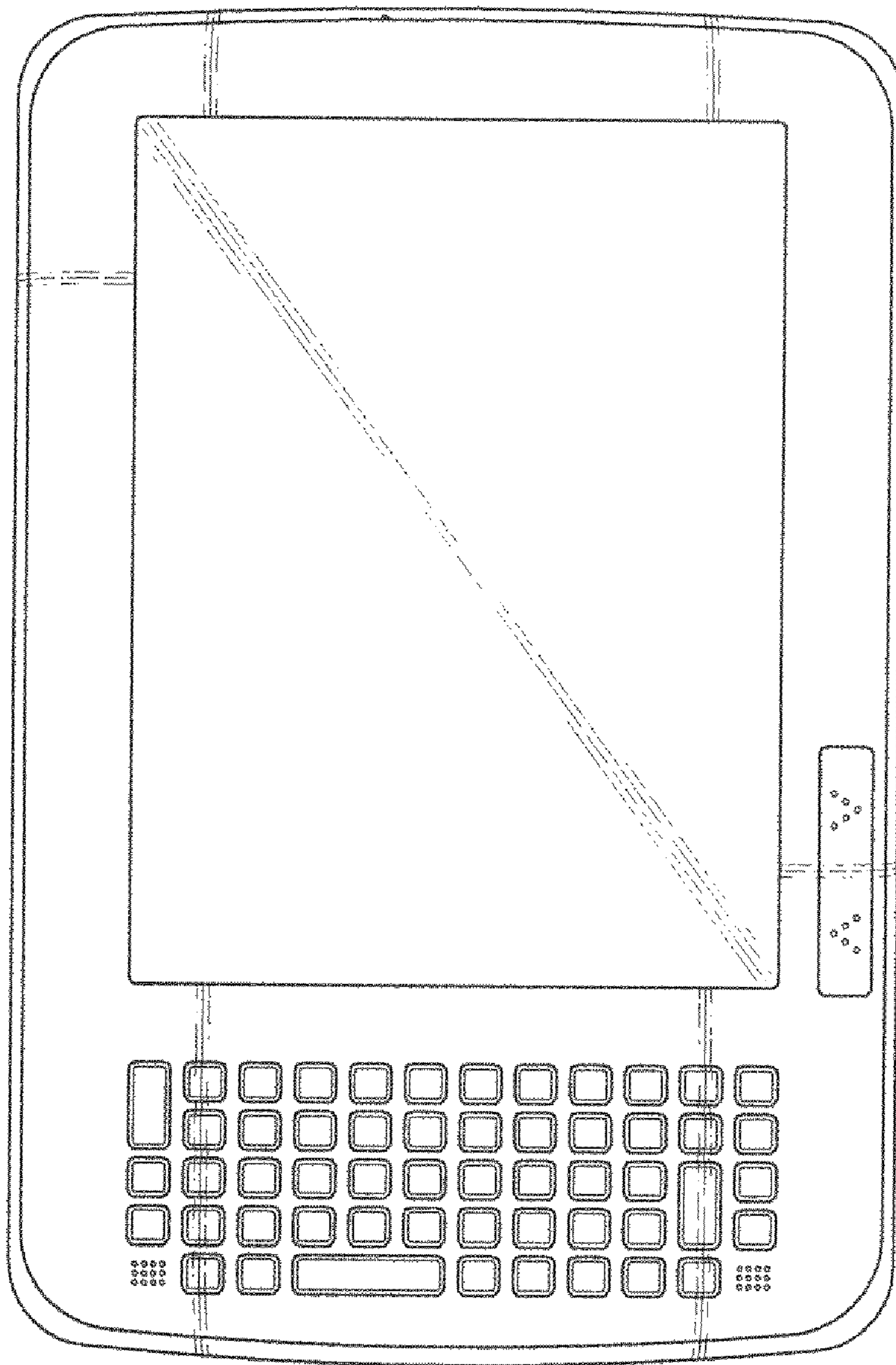


FIG. 3




FIG. 4



FIG. 5




FIG. 6



FIG. 7

