



US00D632642S

(12) **United States Design Patent**
Chaney et al.

(10) **Patent No.:** **US D632,642 S**

(45) **Date of Patent:** **** Feb. 15, 2011**

(54) **SOLAR PANEL WITH OFFSET
OPPOSITE-SIDE INTERCONNECT
MODULES**

Primary Examiner—Prabhakar Deshmukh
Assistant Examiner—Derrick Holland
(74) *Attorney, Agent, or Firm*—Leighton K. Chong

(75) Inventors: **James A. Chaney**, Tempe, AZ (US);
Guy Akasaki, Honolulu, HI (US)

(57) **CLAIM**

(73) Assignee: **EnRG Solutions International, LLC**,
Honolulu, HI (US)

The ornamental design for a solar panel with offset opposite-side interconnect modules, as shown and described.

(**) Term: **14 Years**

DESCRIPTION

(21) Appl. No.: **29/364,607**

(22) Filed: **Jun. 25, 2010**

(51) **LOC (9) Cl.** **13-02**

(52) **U.S. Cl.** **D13/102**

(58) **Field of Classification Search** D13/102,
D13/101, 107, 184, 199; D25/55, 57; 52/74,
52/77, 78; 126/569, 571, 577, 600, 603,
126/605, 606, 608; 136/243–246, 251; 320/101
See application file for complete search history.

(56) **References Cited**

U.S. PATENT DOCUMENTS

D311,722 S *	10/1990	Cheng	D13/102
D380,191 S *	6/1997	White	D13/102
D469,399 S *	1/2003	Shugar	D13/102
6,617,506 B2 *	9/2003	Sasaki	136/246
D505,113 S *	5/2005	Lam	D13/107
D524,727 S *	7/2006	Yamashita et al.	D13/102
D543,502 S *	5/2007	Yamashita et al.	D13/102

* cited by examiner

FIG. 1 is a perspective view of a solar panel with opposite-side interconnect modules showing our new design;

FIG. 2 is a top plan view thereof;

FIG. 3 is a bottom plan view thereof;

FIG. 4 is a left side elevation view thereof, the right side being a mirror image;

FIG. 5 is a front elevation view thereof, the rear being a mirror image;

FIG. 6 is a perspective view thereof, shown in environmental use;

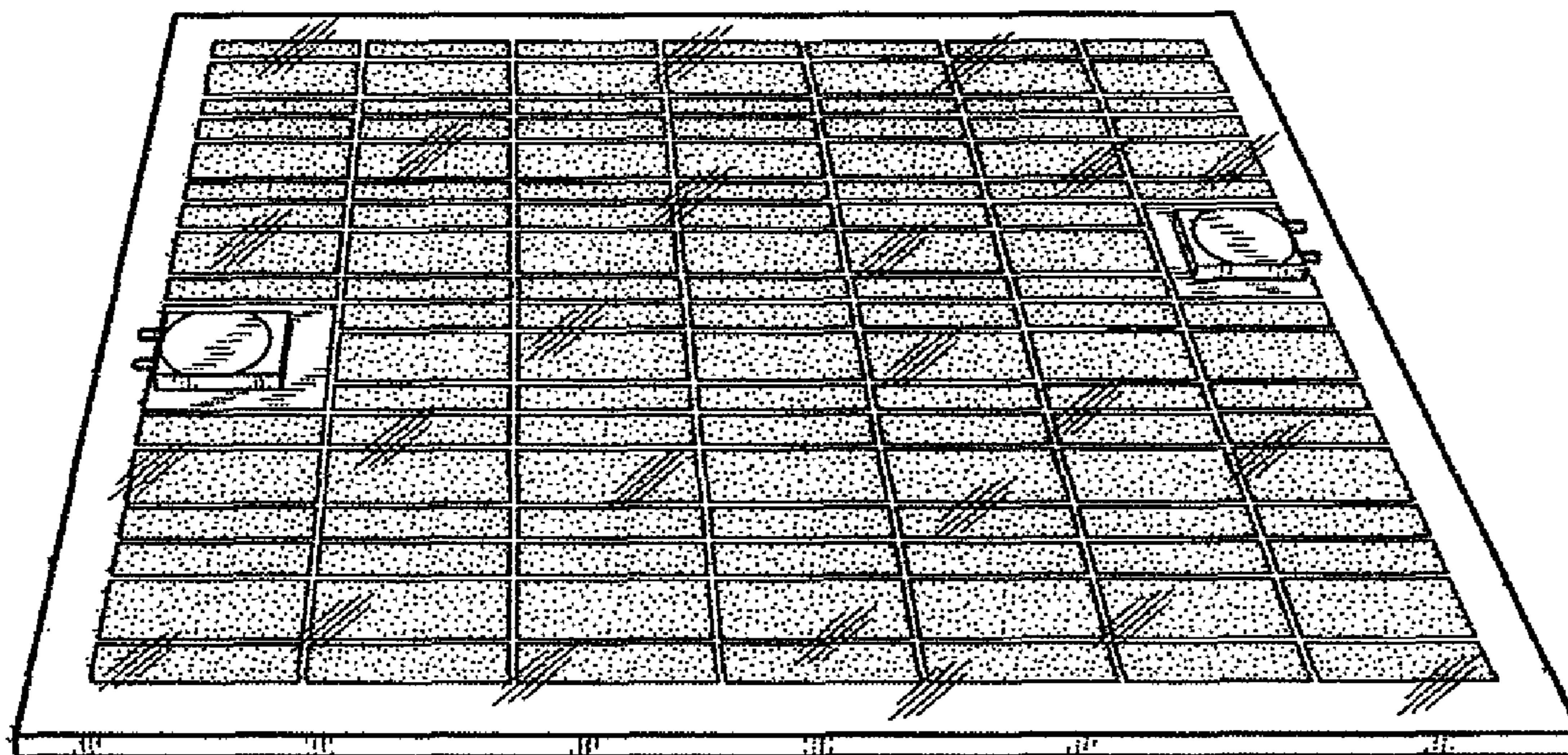
FIG. 7 is a top plan view thereof, shown in environmental use;

FIG. 8 is a bottom plan view thereof, shown in environmental use; and,

FIG. 9 is a rear elevation view thereof, shown in environmental use.

The broken lines shown are for illustrative purposes only and form no part of the claimed design.

1 Claim, 7 Drawing Sheets






FIG. 1




FIG. 2

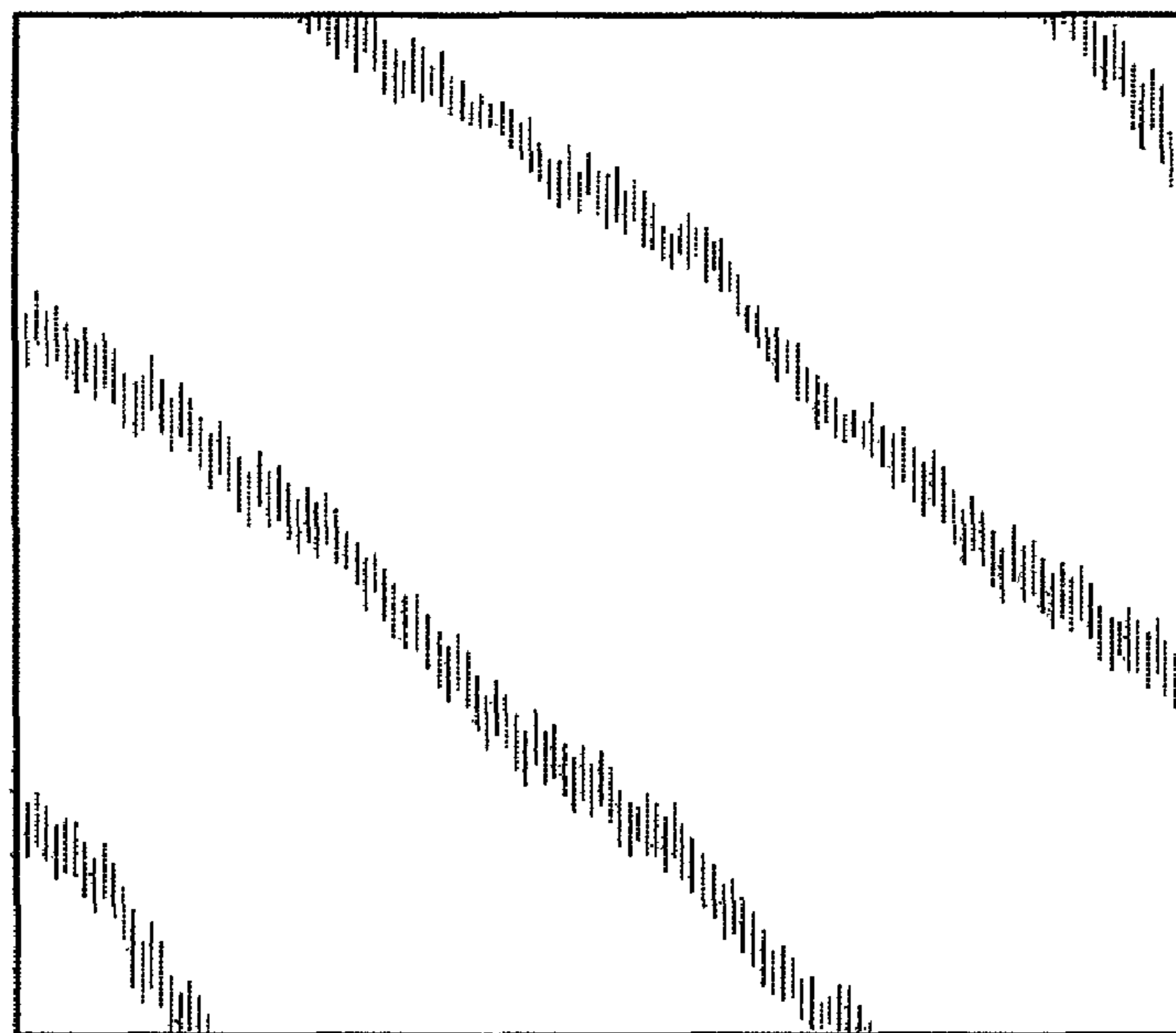


FIG. 3



FIG. 4



FIG. 5




FIG. 6

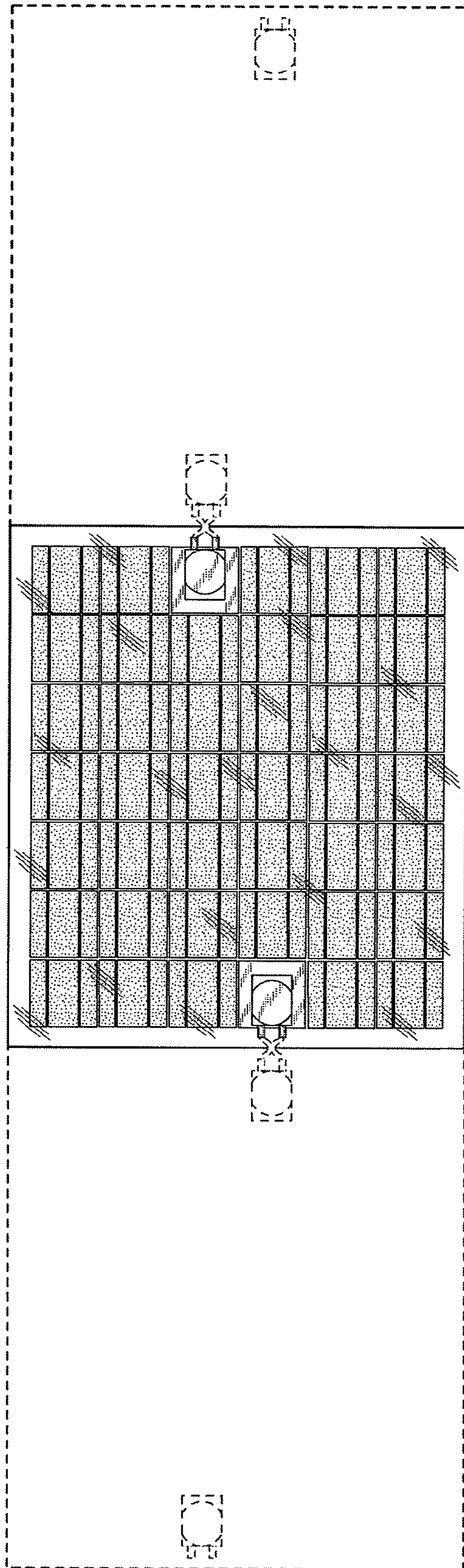


FIG. 7




FIG. 8



FIG. 9