



US00D632634S

(12) **United States Design Patent**  
**Clausen et al.**

(10) **Patent No.:** **US D632,634 S**

(45) **Date of Patent:** **\*\* Feb. 15, 2011**

(54) **VEHICLE RACK**

(75) Inventors: **Eivind Clausen**, Bellingham, WA (US);  
**James D. Allsop**, Bellingham, WA (US);  
**Michael G. Allsop**, Bellingham, WA  
(US)

(73) Assignee: **Softride, Inc.**, Bellingham, WA (US)

(\*\*) Term: **14 Years**

(21) Appl. No.: **29/296,820**

(22) Filed: **Oct. 29, 2007**

(51) **LOC (9) Cl.** ..... **12-15**

(52) **U.S. Cl.** ..... **D12/406**

(58) **Field of Classification Search** ..... D12/406;  
224/509, 503, 519, 497

See application file for complete search history.

(56) **References Cited**

**U.S. PATENT DOCUMENTS**

2,512,267	A	6/1950	Donnelley	
4,400,129	A	8/1983	Eisenberg	
4,830,250	A	5/1989	Newbold	
5,181,822	A	1/1993	Allsop	
5,259,542	A	11/1993	Newbold	
5,330,312	A	7/1994	Allsop	
5,527,146	A	6/1996	Allsop	
D378,289	S	3/1997	Lundgren	
5,658,119	A	8/1997	Allsop	
5,775,555	A	7/1998	Bloemer	
5,775,560	A	7/1998	Zahn	
6,199,735	B1 *	3/2001	Cothorn et al. ....	224/509

6,401,999	B1	6/2002	Hehr	
2005/0035168	A1 *	2/2005	Prescott et al. ....	224/503
2007/0145088	A1 *	6/2007	Depot .....	224/519
2009/0120984	A1 *	5/2009	Sautter et al. ....	224/497
2009/0120986	A1 *	5/2009	Sautter et al. ....	224/497

**FOREIGN PATENT DOCUMENTS**

WO 2006004519 A1 1/2006

\* cited by examiner

*Primary Examiner*—Caron Veynar

*Assistant Examiner*—George D Kirschbaum

(74) *Attorney, Agent, or Firm*—Christensen O'Connor  
Johnson Kindness PLLC

(57) **CLAIM**

The ornamental design for a vehicle rack, a shown and described.

**DESCRIPTION**

FIG. 1 is a right side elevation view of the vehicle rack showing our new invention;

FIG. 2 is a left side elevation view of the vehicle rack of FIG. 1;

FIG. 3 is a front elevation view of the vehicle rack of FIG. 1;

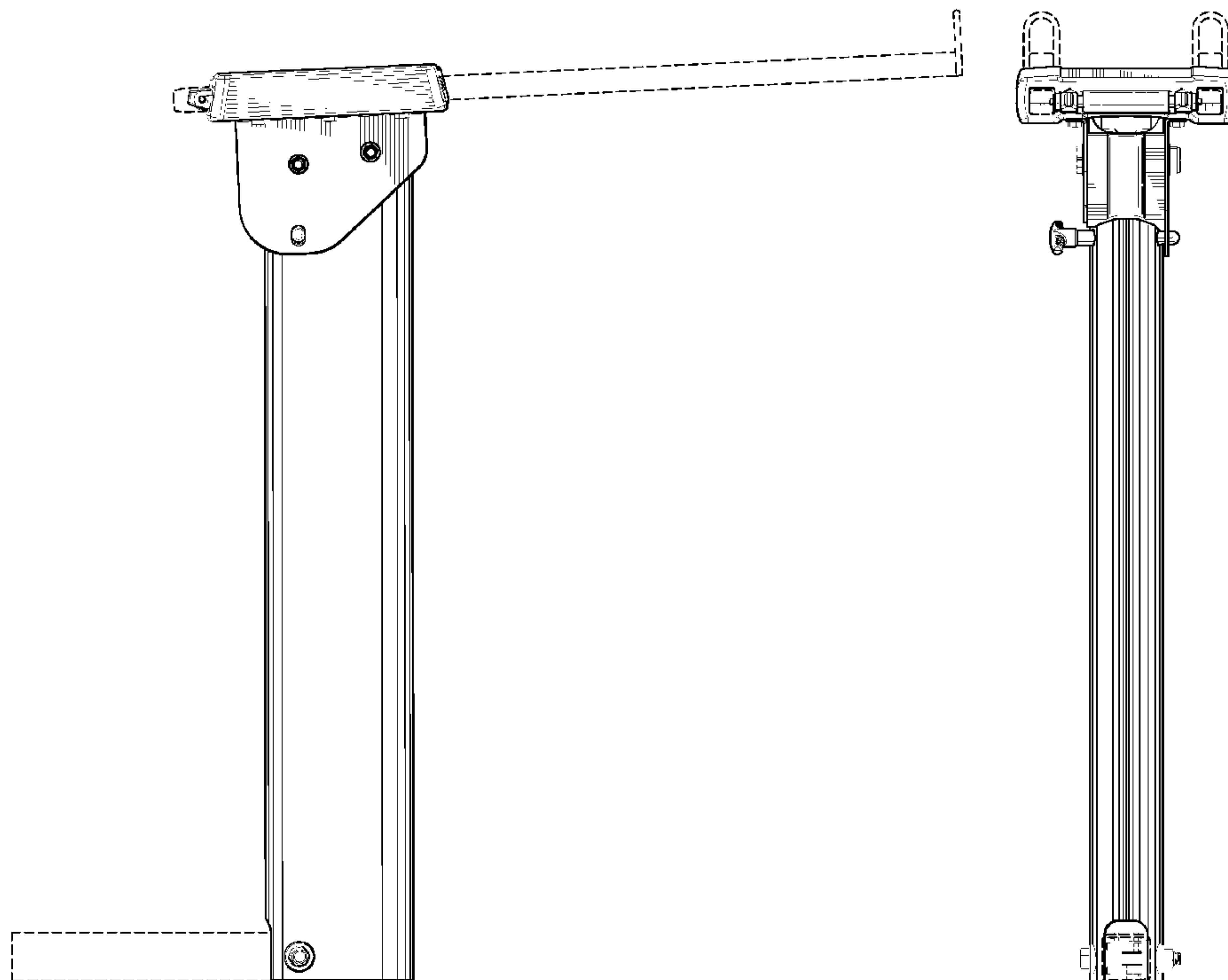
FIG. 4 is a rear elevation view of the vehicle rack of FIG. 1;

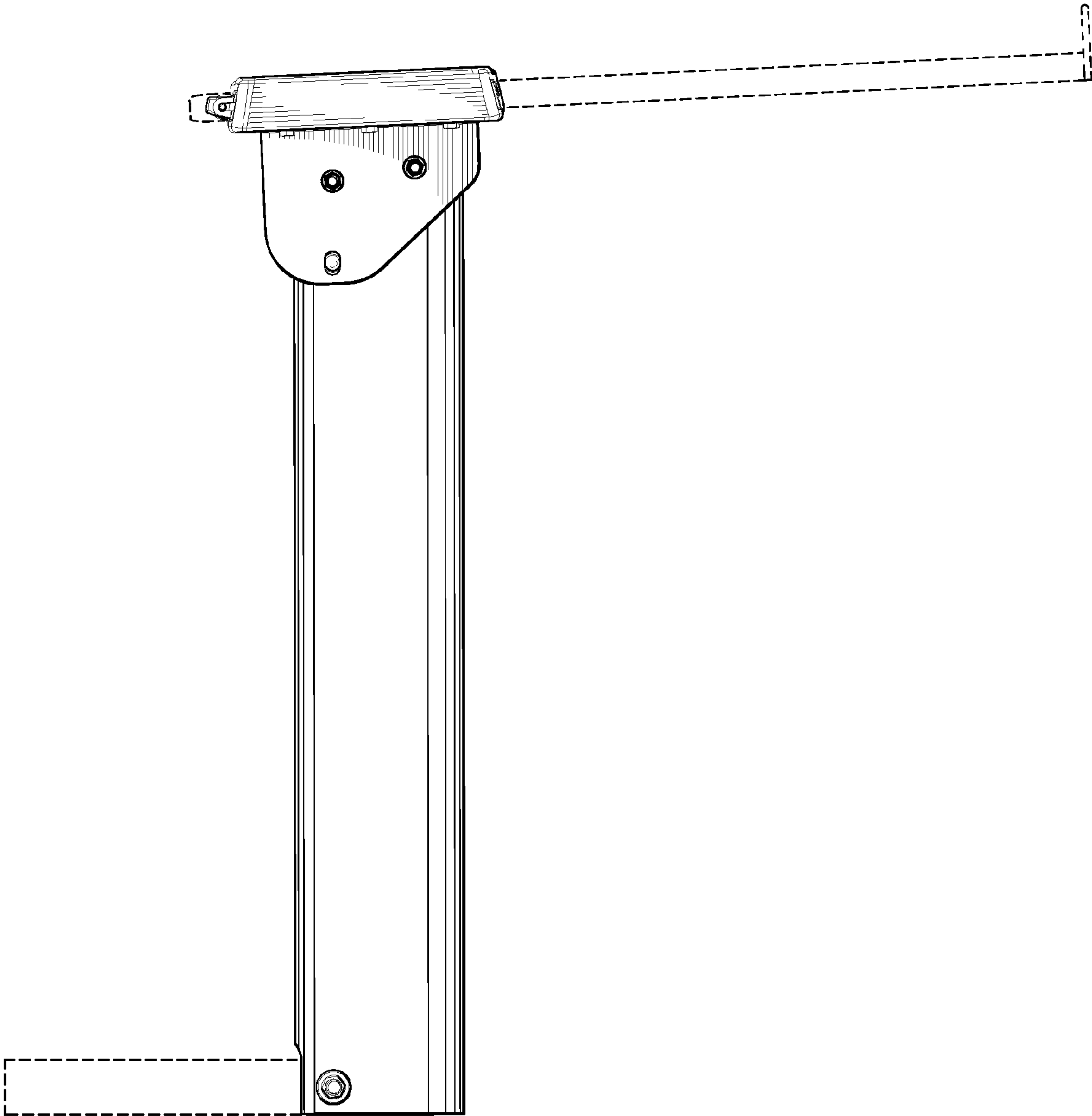
FIG. 5 is a top plan view of the vehicle rack of FIG. 1; and,

FIG. 6 is a bottom plan view of the vehicle rack of FIG. 1.

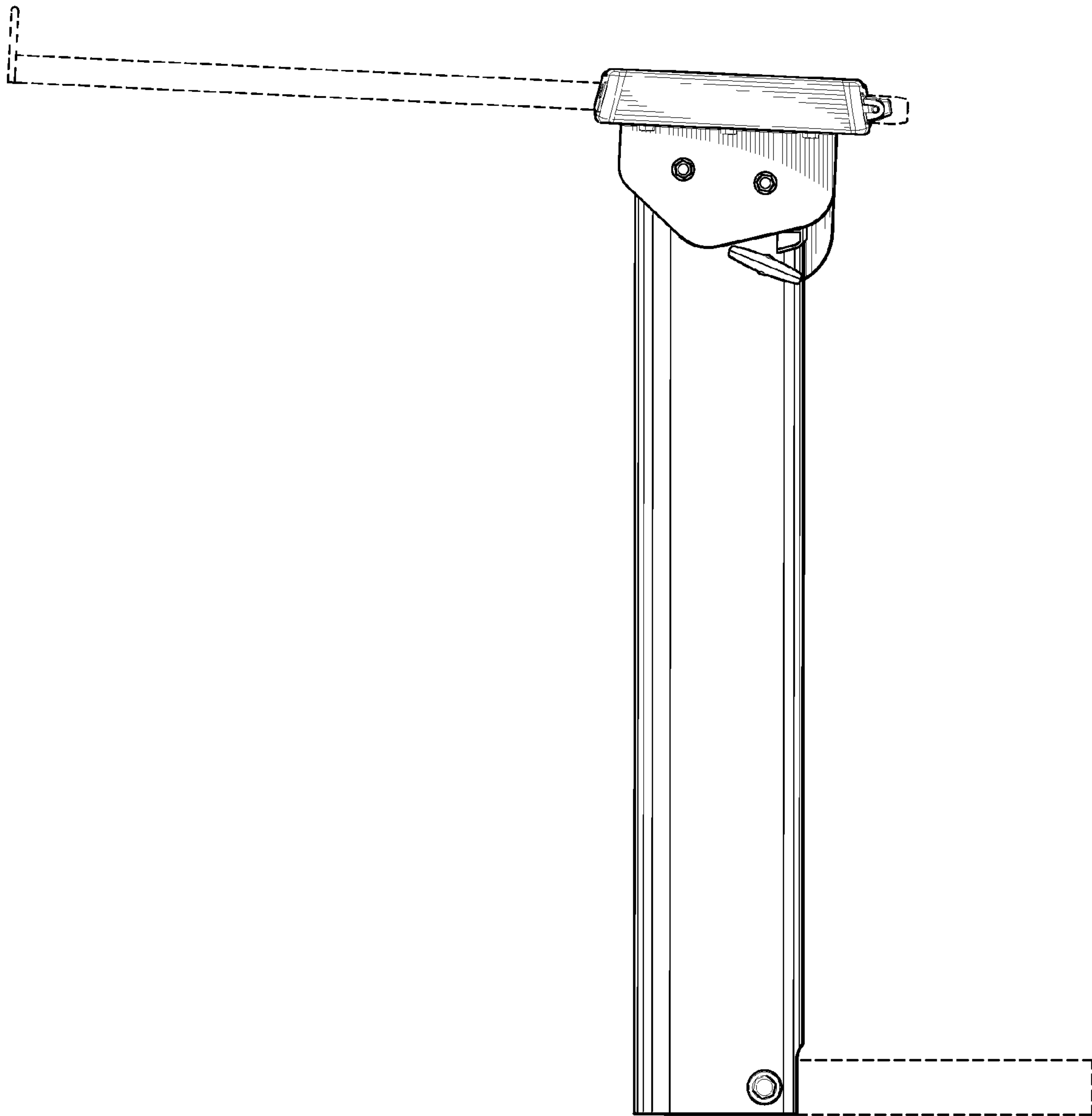
In the drawings, the broken line showing of a hitch mount tube and support arms depicts environmental subject matter and forms no part of the claim.

**1 Claim, 4 Drawing Sheets**






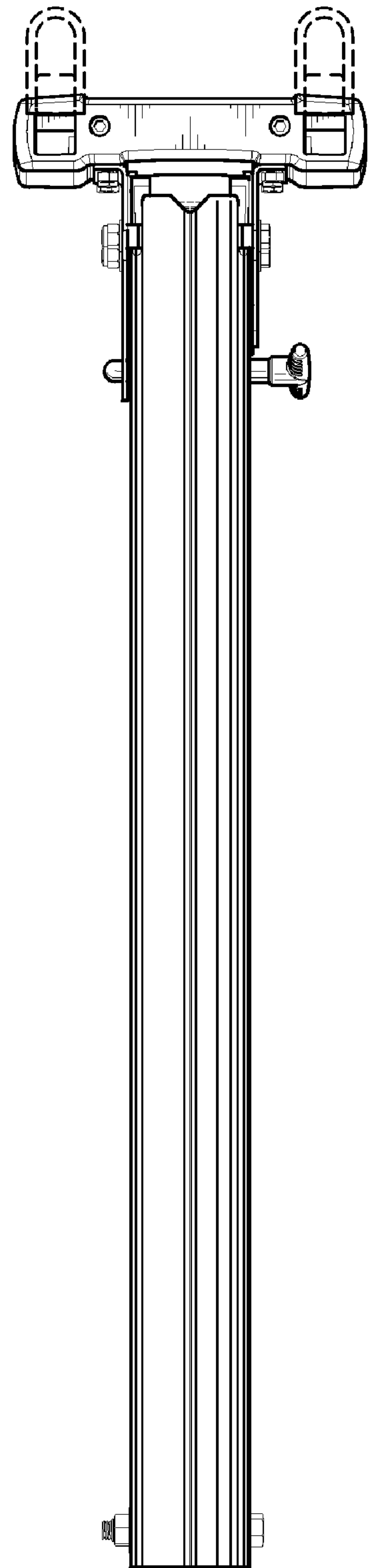
*Fig. 1.*



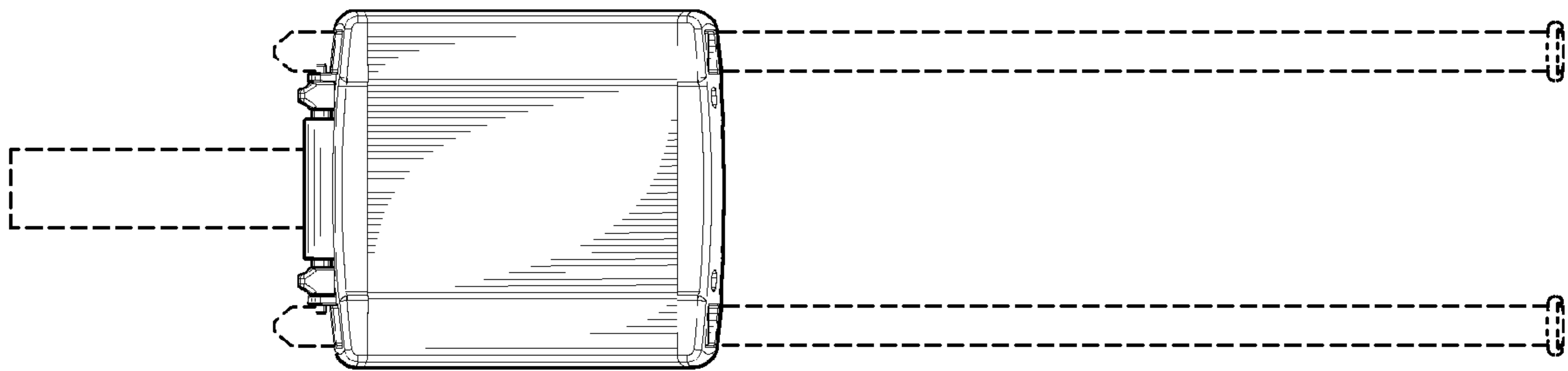
*Fig. 2.*



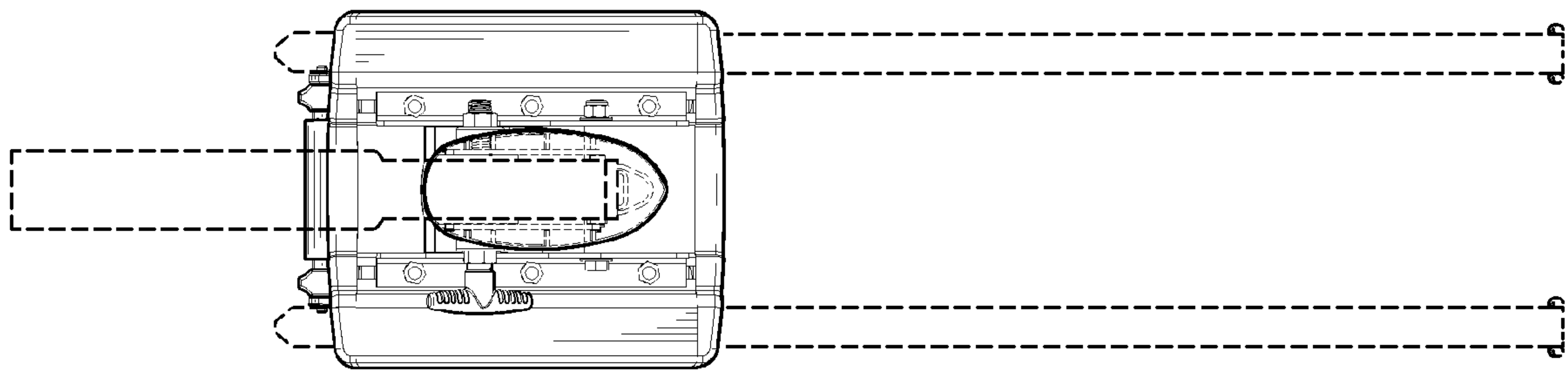
*Fig.3.*



*Fig.4.*



*Fig. 5.*



*Fig. 6.*